



2019

# NEBRASKA

BASEBALL



Haymarket Park  
WELCOME TO

KFOR

SIX INCH CONCRETE

19

# NEBRASKA BASEBALL

## 2019 MEDIA GUIDE

### GENERAL INFORMATION..... 1-11

Table of Contents .....	1
2019 Quick Facts .....	2
2019 Schedule .....	3
Roster and Pronunciation Guide .....	4-5
Media and Fan Information .....	6-7
Hawks Field at Haymarket Park .....	8-11

### 2019 HUSKERS ..... 12-63

Returning Seniors .....	12-29
Returning Juniors .....	30-41
Returning Sophomores.....	42-59
Newcomers .....	60-62

### COACHES AND STAFF..... 64-73

Head Coach Darin Erstad .....	64-65
Associate Head Coach Ted Silva .....	66-67
Assistant Head Coach Mike Kirby .....	68
Volunteer Assistant Coach Curtis Ledbetter.....	69
Director of Operations Tanner Lubach .....	69
Baseball Support Staff .....	70
University of Nebraska Board of Regents and Administration .....	71-72
Athletic Director Bill Moos .....	73

### 2018 SEASON IN REVIEW ..... 74-77

Overall Season Statistics.....	74
Big Ten Conference Statistics .....	75
Season Results.....	76
Big Ten Conference Recap .....	77

### 2019 OPPONENTS..... 78-81

Regular Season Opponents.....	78-80
Big Ten Tournament and NCAA Tournament.....	81

### RECORDS..... 82-95

Year-by-Year Records .....	82-83
Coaching Records .....	83
School Records (Individual) .....	84
School Records (Team) .....	85
Single-Season Records .....	86-87
Career Records .....	88-89
Yearly Individual Leaders .....	90-92
Team Records .....	93
Yearly Team Totals .....	94-95

### HISTORY..... 96-139

First-Team All-Americans.....	96-97
National and Conference Honors.....	98-99
Academic Honors .....	100
College World Series Teams.....	101-103
NCAA Tournament Teams.....	104-115
Two Perfect Games.....	116
Seven No-Hitters .....	117
Huskers in Major League Baseball.....	118-121
All-Time Draft Picks .....	122
All-Time Letterwinners.....	123-125
All-Time Results .....	126-138
All-Time Series Records.....	139

### THIS IS NEBRASKA..... 140-152

Winning Tradition .....	140-141
Nebraska at the College World Series .....	142-143
Hawks Field at Haymarket Park .....	144-145
Player Development .....	146-147
Huskers in the Majors .....	148-149
Husker Power .....	150-151
Nebraska Baseball Academy.....	152

<b>15</b>	<b>NCAA TOURNAMENTS</b>
<b>3</b>	<b>COLLEGE WORLD SERIES</b>
<b>7</b>	<b>CONFERENCE REGULAR SEASON TITLES</b>
<b>4</b>	<b>CONFERENCE TOURNAMENT TITLES</b>
<b>103</b>	<b>ALL-AMERICA CERTIFICATES</b>
<b>21</b>	<b>CoSIDA ACADEMIC ALL-AMERICANS</b>
<b>98</b>	<b>FIRST-TEAM ALL-CONFERENCE AWARDS</b>
<b>2</b>	<b>PERFECT GAMES</b>
<b>7</b>	<b>NO-HITTERS</b>
<b>36</b>	<b>MAJOR LEAGUERS</b>

### 2019 MEDIA GUIDE CREDITS

The 2019 Nebraska baseball media guide was written, designed and edited by Assistant Communications Director Connor Stange. Editing assistance was provided by Senior Associate Communications Director Jeff Griesch and the Nebraska baseball staff. Cover by Assistant Director of Creative and Emerging Media Laura Leffler. Design and layout was prepared entirely in Adobe InDesign, and printed at University of Nebraska Printing Services.

Photo Credits: Scott Bruhn, Nate Olsen, Allyssa Hynes, Stephanie Carpenter, Isabel Thalken, Tom Slocum, Rick Anderson, Humberto Ramirez, Matt Miller, Jerod Dahlgren, David Graff, Richard Voges, the Lincoln Convention and Visitors Bureau, the UNL Public Relations Office, Craig Houtz, the Lincoln Journal Star and the Omaha World-Herald.

Major League player photos provided by the Los Angeles Angels of Anaheim, Kansas City Royals, Minnesota Twins, San Francisco Giants, New York Yankees, Philadelphia Phillies, Chicago White Sox.

### 2019 QUICK FACTS

<b>UNIVERSITY OF NEBRASKA INFORMATION</b>	
Location.....	Lincoln, Neb.
Population .....	280,369
Enrollment .....	25,897
Founded .....	1869
Nickname .....	Cornhuskers, Huskers
Colors .....	Scarlet and Cream
Affiliation .....	NCAA Division I
Conference .....	Big Ten
President.....	Hank M. Bounds, Ph.D.
Chancellor .....	Ronnie D. Green
Athletic Director .....	Bill Moos

### 2019 TEAM INFORMATION

Letterwinners Returning/Lost .....	22/13
Position Starters Returning/Lost .....	5/3
Pitchers Returning/Lost .....	10/7
Newcomers .....	15 (11 Freshmen)
Head Coach.....	Darin Erstad (8th season)
Overall Record.....	235-169-1 (.581)
Big Ten Record .....	96-68-1 (.585)
Associate H.C./Recruiting Coord. .	Ted Silva (8th season)
Assistant Head Coach ....	Mike Kirby (5th season)
Volunteer Assistant Coach..	Curtis Ledbetter (1st season)
Facility .....	Hawks Field at Haymarket Park (8,486)

### NEBRASKA BASEBALL HISTORY

Season of Nebraska Baseball in 2019 .....	113th
First Season of Nebraska Baseball .....	1889
All-Time Record .....	2,195-1,602-17 (.578)
All-Time Conference Record .....	838-805-2 (.510)
All-Time NCAA Tournament Record ..	32-31 (.508)
Conference Regular Season Titles.....	7
Conference Tournament Titles .....	4
NCAA Tournament Appearances .....	15
Super Regionals Appearances.....	4
College World Series Appearances.....	3
All-America Certificates.....	103
First-Team All-America Certificates .....	46
Freshman All-America Certificates .....	31
CoSIDA Academic All-Americans.....	21
All-Big Ten Selections (Since 2012) .....	35
Perfect Games Thrown .....	2 (1954, 1980)
No-Hitters Thrown... 7 (3 Individual, 4 Combined)	
Huskers Who Have Played in the MLB .....	36

### 2018 SEASON INFORMATION

Overall Record.....	24-28
Big Ten Record (Place).....	8-14 (10th)
Big Ten Tournament Record (Place).....	DNQ
NCAA Tournament .....	DNQ
Home Record .....	13-12
Away Record.....	6-13
Neutral Record .....	5-3

### COMMUNICATIONS INFORMATION

Baseball Contact .....	Connor Stange
Email.....	cstange@huskers.com
Phone .....	402-472-6684
Fax.....	402-472-2005
Ticket Office ..	1-800-8 BIG RED or 402-472-3111
Ticket Website.....	Huskers.com/Tickets
Baseball Press Box Phone .....	402-434-6861
Home Radio Phone .....	402-434-6876
Visiting Radio Phone .....	402-434-6877
Radio Network.....	Husker Sports Network

### SOCIAL MEDIA

Twitter.....	@Husker_Baseball
Facebook.....	NebraskaBaseball
Instagram.....	@Husker_Baseball
Website .....	Huskers.com

Day	Date	Opponent	Location	Time (CT)
Friday	Feb. 15	at UC Riverside	Riverside, Calif.	8 p.m.
Saturday	Feb. 16	at UC Riverside (DH)	Riverside, Calif.	2 p.m.
Sunday	Feb. 17	at UC Riverside	Riverside, Calif.	3 p.m.
<b>Big Ten/Pac-12 Challenge</b>				
Thursday	Feb. 21	vs. Oregon State	Surprise, Ariz. (Surprise Stadium)	2 p.m.
Friday	Feb. 22	vs. Oregon State	Surprise, Ariz. (Surprise Stadium)	2 p.m.
Saturday	Feb. 23	vs. Oregon State	Surprise, Ariz. (Surprise Stadium)	6 p.m.
Sunday	Feb. 24	vs. Oregon State	Surprise, Ariz. (Surprise Stadium)	10 a.m.
<b>Frisco College Baseball Classic</b>				
Friday	March 1	vs. Texas Tech	Frisco, Texas (Dr. Pepper Ballpark)	7 p.m.
Saturday	March 2	vs. Sam Houston State	Frisco, Texas (Dr. Pepper Ballpark)	2 p.m.
Sunday	March 3	vs. Mississippi State	Frisco, Texas (Dr. Pepper Ballpark)	11 a.m.
<b>Tuesday</b>	<b>March 5</b>	<b>Omaha</b>	<b>Hawks Field</b>	<b>1:35 p.m.</b>
<b>Friday</b>	<b>March 8</b>	<b>Baylor</b>	<b>Hawks Field</b>	<b>1:35 p.m.</b>
<b>Saturday</b>	<b>March 9</b>	<b>Baylor</b>	<b>Hawks Field</b>	<b>2:05 p.m.</b>
<b>Sunday</b>	<b>March 10</b>	<b>Baylor</b>	<b>Hawks Field</b>	<b>1:05 p.m.</b>
<b>Wednesday</b>	<b>March 13</b>	<b>North Dakota State</b>	<b>Hawks Field</b>	<b>1:35 p.m.</b>
<b>Friday</b>	<b>March 15</b>	<b>New Mexico State</b>	<b>Hawks Field</b>	<b>6:35 p.m.</b>
<b>Saturday</b>	<b>March 16</b>	<b>New Mexico State</b>	<b>Hawks Field</b>	<b>2:05 p.m.</b>
<b>Sunday</b>	<b>March 17</b>	<b>New Mexico State</b>	<b>Hawks Field</b>	<b>12:05 p.m.</b>
<b>Tuesday</b>	<b>March 19</b>	<b>Air Force</b>	<b>Hawks Field</b>	<b>1:35 p.m.</b>
<b>Wednesday</b>	<b>March 20</b>	<b>Air Force</b>	<b>Hawks Field</b>	<b>1:35 p.m.</b>
<b>Friday</b>	<b>March 22</b>	<b>Michigan State *</b>	<b>Hawks Field</b>	<b>6:35 p.m.</b>
<b>Saturday</b>	<b>March 23</b>	<b>Michigan State *</b>	<b>Hawks Field</b>	<b>2:05 p.m.</b>
<b>Sunday</b>	<b>March 24</b>	<b>Michigan State *</b>	<b>Hawks Field</b>	<b>1:05 p.m.</b>
Tuesday	March 26	at Creighton	Omaha, Neb. (TD Ameritrade Park)	6:35 p.m.
Friday	March 29	at Minnesota *	Minneapolis, Minn.	3 p.m.
Saturday	March 30	at Minnesota *	Minneapolis, Minn.	1 p.m.
Sunday	March 31	at Minnesota *	Minneapolis, Minn.	1 p.m.
Tuesday	April 2	at Kansas State	Manhattan, Kan.	6 p.m.
<b>Friday</b>	<b>April 5</b>	<b>Purdue *</b>	<b>Hawks Field</b>	<b>6:35 p.m.</b>
<b>Saturday</b>	<b>April 6</b>	<b>Purdue *</b>	<b>Hawks Field</b>	<b>2:05 p.m.</b>
<b>Sunday</b>	<b>April 7</b>	<b>Purdue *</b>	<b>Hawks Field</b>	<b>12:05 p.m.</b>
<b>Tuesday</b>	<b>April 9</b>	<b>Creighton</b>	<b>Hawks Field</b>	<b>6:35 p.m.</b>
Friday	April 12	at Penn State *	University Park, Pa.	5:30 p.m.
Saturday	April 13	at Penn State *	University Park, Pa.	5 p.m.
Sunday	April 14	at Penn State *	University Park, Pa.	11 a.m.
<b>Tuesday</b>	<b>April 16</b>	<b>Kansas State</b>	<b>Hawks Field</b>	<b>6:35 p.m.</b>
Wednesday	April 17	at Omaha	Omaha, Neb. (Werner Park)	6:35 p.m.
Friday	April 19	at Iowa *	Iowa City, Iowa	6:05 p.m.
Saturday	April 20	at Iowa *	Iowa City, Iowa	2:05 p.m.
Sunday	April 21	at Iowa *	Iowa City, Iowa	1:05 p.m.
Tuesday	April 23	at Creighton	Omaha, Neb. (TD Ameritrade Park)	7 p.m.
<b>Friday</b>	<b>April 26</b>	<b>Illinois *</b>	<b>Hawks Field</b>	<b>6:35 p.m.</b>
<b>Saturday</b>	<b>April 27</b>	<b>Illinois *</b>	<b>Hawks Field</b>	<b>2:05 p.m.</b>
<b>Sunday</b>	<b>April 28</b>	<b>Illinois *</b>	<b>Hawks Field</b>	<b>11:05 a.m.</b>
Saturday	May 4	at Northwestern *	Evanston, Ill.	2 p.m.
Sunday	May 5	at Northwestern *	Evanston, Ill.	1 p.m.
Monday	May 6	at Northwestern *	Evanston, Ill.	3:30 p.m.
<b>Friday</b>	<b>May 10</b>	<b>Arizona State</b>	<b>Hawks Field</b>	<b>6:35 p.m.</b>
<b>Saturday</b>	<b>May 11</b>	<b>Arizona State</b>	<b>Hawks Field</b>	<b>2:05 p.m.</b>
<b>Sunday</b>	<b>May 12</b>	<b>Arizona State</b>	<b>Hawks Field</b>	<b>1:05 p.m.</b>
<b>Thursday</b>	<b>May 16</b>	<b>Michigan *</b>	<b>Hawks Field</b>	<b>6:35 p.m.</b>
<b>Friday</b>	<b>May 17</b>	<b>Michigan *</b>	<b>Hawks Field</b>	<b>6:35 p.m.</b>
<b>Saturday</b>	<b>May 18</b>	<b>Michigan *</b>	<b>Hawks Field</b>	<b>2:05 p.m.</b>

- All game times Central Time      - Home games in **BOLD**      - Big Ten Conference Games \*

All times and dates are subject to change; all times listed are central. Every game is broadcast on select IMG Husker Sports Network affiliates, on Huskers.com and the Official Husker App. Tickets for all home games can be purchased by calling 1-800-8-BIG RED, online at Huskers.com or at Hawks Field 90 minutes prior to each regular-season home game.

ALPHABETICAL ROSTER

No.	Player	Letters	Pos.
5	Acker, Joe	**	OF
6	Addante, Mike	*	OF
7	Altavilla, Angelo	***	INF
44	Blessie, Bo		RHP
29	Chick, Cam		INF
26	Cross, Carter	*	OF
37	Curry, Connor	*	LHP
30	Eddins, Reece	****	RHP
40	Feekin, Caleb		LHP
18	Fisher, Nate	***	LHP
55	Frazier, Ethan	***	RHP
11	Gilin, Drew		INF
34	Gomes, Colby		INF/RHP
39	Hagge, Mojo	**	OF
16	Hakel, Nolan	*	OF
2	Hallmark, Jaxon	*	INF/OF
21	Hammit, Brett		INF
31	Hellstrom, Gunner	*	C
3	Henwood, Alex	***	INF
48	Hood, Byron	***	RHP
45	Kissack, Trey		RHP
22	Klenke, Ben	**	UTL
13	Luensmann, Chad	**	RHP
41	Martin, Tyler		LHP
24	Palensky, Aaron		OF
47	Palkert, Robbie	***	RHP
19	Perry, Kyle		LHP
33	Peterson, Blake		OF
38	Roseberry, Ty		1B
25	Roskam, Luke	**	C/INF
8	Schanaman, Shay		INF/RHP
49	Schreiber, Max	*	RHP
1	Schwellenbach, Spencer		INF/RHP
14	Sorenson, Kennet	*	C/OF
43	Stroh, Gareth		LHP
20	Tillotson, Paul	**	RHP
10	Waldron, Matt	***	RHP
32	Waldron, Mike	***	UTL
28	Watson, Keegan	*	OF

\*-Letters Earned

PRONUNCIATIONS






Player	Pronunciation
Mike Addante	Uh-DONTAY
Angelo Altavilla	ALT-uh-VILL-uh
Colby Gomes	Gome-EZ
Mojo Hagge	Hag-ee
Nolan Hakel	Hack-ul
Trey Kissack	Kiss-ick
Ben Klenke	KLAYN-key
Chad Luensmann	LYNNZ-man
Aaron Palensky	Puh-len-ski
Robbie Palkert	PAL-kurt
Ty Roseberry	Rose-berry
Luke Roskam	Ross-kum
Shay Schanaman	Shann-uh-man
Max Schreiber	Shry-bur
Matt Waldron	WALL-drun
Mike Waldron	WALL-drun

NUMERICAL ROSTER

No.	Player	B/T	Pos.	Ht.	Wt.	Yr.	Hometown (Previous Schools)
1	Spencer Schwellenbach	R/R	INF/RHP	6-1	200	Fr.	Saginaw, Mich. (Saginaw Heritage)
2	Jaxon Hallmark	R/R	INF/OF	5-10	175	So.	Midland, Texas (Midland)
3	Alex Henwood	L/R	INF	5-9	168	Sr.	Appleton, Wis. (Appleton North)
5	Joe Acker	R/R	OF	6-0	192	Jr.	Waukesha, Wis. (Marquette)
6	Mike Addante	L/R	OF	5-9	175	So.	Algonquin, Ill. (Harry D. Jacobs)
7	Angelo Altavilla	S/R	INF	6-1	195	Sr.	Lakeville, Minn. (Lakeville North)
8	Shay Schanaman	R/R	INF/RHP	6-0	195	Fr.	Grand Island, Neb. (Grand Island)
10	Matt Waldron	R/R	RHP	6-2	185	Sr.	Omaha, Neb. (Westside)
11	Drew Gilin	L/R	INF	6-2	185	Fr.	Omaha, Neb. (Millard South)
13	Chad Luensmann	R/R	RHP	6-4	237	Jr.	Altoona, Pa. (Bellwood-Antis)
14	Kennet Sorenson	L/R	C/OF	5-11	188	So.	Stone Mountain, Ga. (St. Pius X)
16	Nolan Hakel	L/L	OF	6-0	185	Sr.	Lincoln, Neb. (Hutchinson CC) (Pius X)
18	Nate Fisher	L/L	LHP	6-1	205	Sr.	Yutan, Neb. (Yutan)
19	Kyle Perry	L/L	LHP	6-0	170	Fr.	Omaha, Neb. (Millard South)
20	Paul Tillotson	R/R	RHP	6-2	205	So.	Monument, Colo. (Lewis-Palmer)
21	Brett Hammit	R/R	INF	6-3	205	Fr.	Nixa, Mo. (Nixa)
22	Ben Klenke	L/R	UTL	6-2	205	Jr.	Seward, Neb. (Seward)
24	Aaron Palensky	R/R	OF	5-11	180	So.	Papillion, Neb. (Southeast CC) (Papillion La Vista South)
25	Luke Roskam	L/R	C/INF	6-2	218	Jr.	Chaska, Minn. (Chaska)
26	Carter Cross	R/R	OF	6-0	188	So.	Fairview, Pa. (Cathedral Prep)
28	Keegan Watson	R/R	OF	6-3	198	So.	Fountaintown, Ind. (New Palestine)
29	Cam Chick	S/R	INF	5-9	175	Fr.	Rocheport, Mo. (Hickman)
30	Reece Eddins	R/R	RHP	6-5	210	Sr.	Lee's Summit, Mo. (Blue Springs South)
31	Gunner Hellstrom	R/R	C	6-4	210	So.	Simi Valley, Calif. (Grace Brethren)
32	Mike Waldron	R/R	UTL	6-2	203	Sr.	Omaha, Neb. (Westside)
33	Blake Peterson	L/R	OF	6-2	175	Fr.	Loomis, Calif. (Granite Bay)
34	Colby Gomes	R/R	INF/RHP	6-5	225	Fr.	Omaha, Neb. (Millard West)
37	Connor Curry	R/L	LHP	6-3	211	So.	Lincoln, Neb. (Southeast)
38	Ty Roseberry	R/R	1B	6-1	220	Jr.	Kearney, Neb. (Nebraska-Kearney) (Kearney)
39	Mojo Hagge	L/R	OF	5-7	174	Jr.	Omaha, Neb. (Skutt Catholic)
40	Caleb Feekin	L/L	LHP	6-3	200	Fr.	Papillion, Neb. (Papillion La Vista)
41	Tyler Martin	L/L	LHP	6-2	195	Fr.	Webb City, Mo. (Webb City)
43	Gareth Stroh	L/L	LHP	6-2	200	Sr.	Kearney, Neb. (Purdue/Coffeyville CC) (Gibbon)
44	Bo Blessie	R/R	RHP	6-4	170	Fr.	Midland, Texas (Lee)
45	Trey Kissack	R/R	RHP	5-11	188	Jr.	Grand Island, Neb. (UNC-Greensboro/Southeast CC) (Grand Island)
47	Robbie Palkert	R/R	RHP	6-3	202	Jr.	Golden Valley, Minn. (Hopkins)
48	Byron Hood	R/R	RHP	5-11	185	Sr.	Roca, Neb. (Norris)
49	Max Schreiber	R/R	RHP	6-4	191	So.	Cardington, Ohio (Highland)
55	Ethan Frazier	R/R	RHP	6-2	200	Sr.	Lee's Summit, Mo. (Blue Springs South)

COACHING STAFF

- 17 Darin Erstad, Head Coach (8th season)
- 12 Ted Silva, Associate Head Coach/Recruiting Coordinator (8th season)
- 9 Mike Kirby, Assistant Head Coach (5th season)
- 15 Curtis Ledbetter, Volunteer Assistant Coach (1st season)

**#1 Spencer Schwellenbach**  
Fr. • INF/RHP**#2 Jaxon Hallmark**  
So. • INF/OF**#3 Alex Henwood**  
Sr. • INF**#5 Joe Acker**  
Jr. • OF**#6 Mike Addante**  
So. • OF**#7 Angelo Altavilla**  
Sr. • INF**#8 Shay Schanaman**  
Fr. • INF/RHP**#10 Matt Waldron**  
Sr. • RHP**#11 Drew Gilin**  
Fr. • INF**#13 Chad Luensmann**  
Jr. • RHP**#14 Kennet Sorenson**  
So. • C/OF**#16 Nolan Hake**  
Sr. • OF**#18 Nate Fisher**  
Sr. • LHP**#19 Kyle Perry**  
Fr. • LHP**#20 Paul Tillotson**  
So. • RHP**#21 Brett Hammit**  
Fr. • INF**#22 Ben Klenke**  
Jr. • UTL**#24 Aaron Palensky**  
So. • OF**#25 Luke Roskam**  
Jr. • C/INF**#26 Carter Cross**  
So. • OF**#28 Keegan Watson**  
So. • OF**#29 Cam Chick**  
Fr. • INF**#30 Reece Eddins**  
Sr. • RHP**#31 Gunner Hellstrom**  
So. • C**#32 Mike Waldron**  
Sr. • UTL**#33 Blake Peterson**  
Fr. • OF**#34 Colby Gomes**  
Fr. • INF/RHP**#37 Connor Curry**  
So. • LHP**#38 Ty Roseberry**  
Jr. • 1B**#39 Mojo Hagge**  
Jr. • OF**#40 Caleb Feekin**  
Fr. • LHP**#41 Tyler Martin**  
Fr. • LHP**#43 Gareth Stroh**  
Sr. • LHP**#44 Bo Blessie**  
Fr. • RHP**#45 Trey Kissack**  
Jr. • RHP**#47 Robbie Palkert**  
Jr. • RHP**#48 Byron Hood**  
Sr. • RHP**#49 Max Schreiber**  
So. • RHP**#55 Ethan Frazier**  
Sr. • RHP

The 2019 Nebraska Baseball Media Guide is designed to assist members of the media in their coverage of Husker baseball. Additional information, including releases, photographs and video highlights may be obtained by contacting the Nebraska Communications Office at (402) 472-2263.

**Media Credentials:** All requests for press, broadcast, photo and parking credentials for Nebraska baseball home games should be directed to Connor Stange (cstange@huskers.com) at least one week before the game.

As a general rule, working space is allocated on the following basis:

- 1) Daily newspaper and wire-service writers covering for next-day publication
- 2) Radio and television personnel for broadcast origination
- 3) Sports editors of Nebraska daily newspapers
- 4) Official school student daily newspaper, one seat only
- 5) Approved special coverage
- 6) Press and TV working photographers.

Generally, weekly representatives, Internet-based news services and non-originating radio representatives cannot be accommodated because of space limitations. Credentials will not be granted for writers or photographers for Internet sites that are not affiliated with an accredited news organization.

**Media Will Call:** Media passes that are not mailed may be picked up at ticket will call, which is on the first base side of Haymarket Park. The gate opens 90 minutes before first pitch. A proper photo identification is required.

**Media Parking:** To request a parking pass, please call Connor Stange or Vicki Capazo in the Nebraska Communications Office at (402) 472-2263. Haymarket Park media parking is by parking credential only and is located on the first base side of the ballpark. Parking at Haymarket Park is free.

#### Directions to Hawks Field at Haymarket Park:

**From Lincoln's Municipal Airport:** Take West Adams Street, the main road leading out to Cornhusker Highway. Follow West Adams to the first stoplight and turn right on Cornhusker Highway. Follow Cornhusker Highway (Hwy. 6) and take a right on 1st Street. Go south until you reach Sun Valley Blvd. Turn right on Sun Valley to Line Drive Street. If you are on Interstate 80 coming from the West, it is Exit 399 at the airport.

**From Omaha's Eppley Airport:** Exit the airport to the stoplight. Turn right onto Abbott Drive, go approximately one mile into Storz Expressway (Abbott Drive turns into Storz Expressway). Proceed approximately three miles to I-480 South. Follow the signs and get onto I-80 west to Lincoln. Follow I-80 for about 60 miles and take Exit 403. Follow 27th Street to Cornhusker Highway (Hwy. 6) and turn right. Go west to 10th Street and turn left and follow 10th Street to Sun Valley Blvd (Hwy. 6). Take a left on Line Drive Street to reach Haymarket Park.

**From Downtown Lincoln:** Take O Street west before turning right on Sun Valley Boulevard. From Sun Valley Boulevard, turn right onto Line Drive Street to reach Haymarket Park.

**Player Interviews:** All media requests for interviews with Nebraska baseball players should be directed to Connor Stange (cstange@huskers.com), preferably 24 hours in advance. The best time for in-season player interviews, either in person or on the telephone, is before practice. With advance notice, interviews can be arranged for other hours. Players will not be available on game days. During the season, the Huskers will typically not practice on Mondays and players will not be available on off days.

**Darin Erstad Interviews:** All interviews with Head Coach Darin Erstad should be scheduled through the Communications Office. The best time to reach Erstad for interviews during the week is in the morning or right before practice. Practice will generally be held from 2:30 to 5:30 p.m. on weekdays, but please contact Connor Stange in the Communications Office to confirm times and locations.

**Postgame Interviews:** The Nebraska clubhouse is closed to the media at all times. NU coaches and players will be available following a brief cooling off period on the baseball field in front of the Nebraska dugout.

**Nebraska Player & Coaches Headshots:** Downloadable headshots of Nebraska coaches and student-athletes are available on Huskers.com for media use only. Contact Connor Stange (cstange@huskers.com) for more information.

**Media Services:** The Nebraska baseball press box is located on the second level of Haymarket Park. Stairs leading to the press box are located by the main entrance of the ballpark. The main press box phone number is (402) 434-6861. A phone line is available for both home and visiting radios. Other media sources wishing to install an additional phone line should contact Rick Haugerud, Director of University of Nebraska Telecommunications at (402) 472-2000. Pregame notes, scorecards and media guides will be available prior to each game in the main press area. Final box scores will be distributed 5-10 minutes after each contest.

**Broadcast Rights:** The University of Nebraska-Lincoln and the IMG Husker Sports Network own exclusive radio broadcast rights to all of the University of Nebraska baseball games. Other than the Husker Sports Network and KRNU (the University of Nebraska student station), the only stations or networks that will be allowed to broadcast Nebraska baseball games from Hawks Field at Haymarket Park are those that have rights to broadcast games played by the opposing team. All radio stations and networks broadcasting from Haymarket Park must sign a contract with the University and are subject to a rights fee. Any representative of a radio station or network that has not purchased such rights shall not air live game action or description of any game while it is in progress,



**HOME GAME PREGAME SCHEDULE**

Game Time	6:35 p.m.	2:05 p.m.	1:05 p.m.	4:05 p.m.
Home Team BP*	4:20 p.m.	11:50 a.m.	10:50 a.m.	1:50 p.m.
Gates Open	5:00 p.m.	12:30 p.m.	11:30 p.m.	2:30 p.m.
Visiting Team BP	5:00 p.m.	12:30 p.m.	11:30 a.m.	2:30 p.m.
Home Team Infield	5:45 p.m.	1:15 p.m.	12:15 p.m.	3:15 p.m.
Visiting Team Infield	5:55 p.m.	1:25 p.m.	12:25 p.m.	3:25 p.m.
Field Prep	6:05 p.m.	1:35 p.m.	12:35 p.m.	1:40 p.m.
Coach/Umpire Meeting	6:26 p.m.	1:56 p.m.	12:56 p.m.	3:56 p.m.
Video Introduction	6:28 p.m.	1:58 p.m.	12:58 p.m.	3:58 p.m.
Home Team Takes Field	6:30 p.m.	2 p.m.	1 p.m.	4 p.m.
National Anthem	6:32 p.m.	2:02 p.m.	1:02 p.m.	4:02 p.m.
First Pitch	6:35 p.m.	2:05 p.m.	1:05 p.m.	4:05 p.m.

\*-Nebraska will hit second on midweek afternoon games because of class schedules.

nor shall such representatives air tape-recorded or live commentary of Nebraska coaches or players for one hour before and 1/2 hour after a game. Only stations that have purchased broadcast rights may install telephones in the press box, or use telephones in the press box for reporting on games. By accepting media credentials, representatives of stations and networks that have not purchased broadcast rights signify their agreement to the above stipulations. Abuse of this rule will result in the loss of press credentials for both regular season and any postseason contests.

**Telephones and Internet Access:** The main press box phone number is (402) 434-6861. The press box at Hawks Field at Haymarket Park also is on a secured wireless network. For more information on the network, contact Connor Stange.

**Broadcast Telephone Lines:** Visiting radio stations are welcome to have their own telephone lines installed in the press box and may do so by contacting University of Nebraska Information Services (402) 472-2000. However, the Husker Sports Network installs ISDN lines for visiting official broadcasts and charges a fee for the use of those lines for non-conference games (Big Ten official stations receive the use of the lines free of charge as part of a cooperative). Stations interested in using the lines should contact Mike Elliott of the Husker Sports Network at (402) 438-0225 or by e-mail at Mike.Elliott@img.com.

**Radio/Television Broadcast Space:** Requests for live radio and television broadcast space and credentials should be made to Connor Stange (cstange@huskers.com). If statisticians are needed, please contact the Communications Office at least one week in advance.

**Photography Areas:** Photography bays are located along the first and third-base dugouts, with other photographer areas located throughout the park. Photographers are reminded to be courteous of the fans in the areas surrounding the field, and to not obstruct fans' views of the game in play.

**Communications Office:** The University of Nebraska Athletic Communications Office is located on the third floor of the Osborne Athletic Complex, which is at the north end of Memorial Stadium.

**Huskers.com:** Nebraska baseball information will be regularly updated on the Internet throughout the season. In addition to releases, notes, bios and statistics, Nebraska will post live stats of all games, where available, while audio for all of Nebraska's 2019 games can be accessed on Huskers.com.

**Tickets:** Single-game tickets for the 2019 season are \$14 (club seats), \$11 (reserved and Husker home run terrace), \$7 (adult general admission) and \$5 (youth and seniors GA). In addition, University of Nebraska students can receive general admission access for any regular-season game for free with a valid University ID. Single-game tickets can be purchased on the Internet at Huskers.com, by calling the Nebraska Ticket Office at 1-800-8-BIGRED or at the ticket windows on game days at the ballpark. The ticket office at Haymarket Park opens 90 minutes before first pitch.

**Rainout Policy:** In case of cancellation because of inclement weather, fans who have single-game or season tickets can use their tickets for general admission tickets for any future 2019 regular-season game at Hawks Field, depending on ticket availability. For more information, contact the Nebraska Ticket Office at 1-800-8-BIG RED.

**IMG HUSKER SPORTS NETWORK**

The Husker Learfield/IMG Sports Network will continue the strong tradition of broadcasting Nebraska baseball in 2019.

In the state of Nebraska, KLIN (1400 AM) once again serves as the Lincoln affiliate, while KXSP AM 590 ESPN (590 AM) is in its fourth year as Omaha affiliates. KXSP's strong signal reaches a good portion of the Midwest day and night, including parts of Iowa, Minnesota, Missouri and Kansas.

All baseball broadcasts are heard live on the official Husker App and Huskers.com, while select broadcasts are also carried on the TuneIn Radio App and www.TuneIn.com.

The Husker Sports Network, in its 23rd year of producing and marketing the live broadcasts of University of Nebraska Athletics, extended and expanded its agreement with the University on June 13, 2008. Under the agreement, Learfield/IMG College manages and markets all rights associated with the radio programming, Coaches' TV and radio shows, program sales, in-venue signage, sponsorship inventory, and publication printing rights.

Greg Sharpe, Ben McLaughlin and Nick Handley will bring another exciting season of baseball with every broadcast beginning 30 minutes prior to first pitch. Sharpe will begin his 12th year covering Nebraska baseball and also serves as the radio play-by-play voice for Husker football. Sharpe hosts the Husker Baseball Radio Show that airs from 7 to 8 p.m. on Mondays during the season and hosts a sports talk show, Sports Nightly, each weeknight that focuses on Husker athletics.

McLaughlin will be back for his sixth season of baseball in 2019. McLaughlin also serves as a co-host for Sports Nightly. Handley is in his fourth season on the broadcasts.



Greg Sharpe



Ben McLaughlin



Nick Handley

**2019 IMG HUSKER SPORTS NETWORK BASEBALL AFFILIATES**

City	Station	Frequency
Ainsworth	KBRB	1400 AM
Alliance	KCOW *	1400 AM
Beatrice	KWBE	1450 AM
Broken Bow	KBBN	95.3 FM
Columbus	KJSK *	900 AM
Falls City	KTNC	1230 AM
Fremont	KHUB/KFMT	1340 AM/105.5 FM
Grand Island	KRGI	1430 AM
Hastings	KHAS *	1230 AM
Holdrege	KUVR	1380 AM
Kearney	KGFV	1340 AM
Lexington	KRVN *	880 AM
Lincoln	KLIN	1400 AM
McCook	KSWN	93.9 FM
Norfolk	KNEN	94.7 FM
North Platte	KODY	1240 AM
Omaha	KXSP	590 AM
Scottsbluff	KNEB	960 AM/94.1 FM
Sidney	KSID	1340 AM
Superior	KRFS	1600 AM/103.9 FM
Valentine	KVSH	940 AM

\* - Affiliate only carries Big Ten Conference games.

All games carried on the Official Husker App and Huskers.com. Majority of games carried on TuneIn.com/TuneIn App unless there is a conflict with men's or women's basketball, or football's spring game. Contact your local IMG Husker Sports Network affiliate for broadcast availability.

## FACILITY TIMELINE

- **July 30, 1999** - NEBCO Inc., Lincoln Mayor Don Wesley and NU officials announce plans for a baseball/softball complex located near Sixth and Charleston streets.
- **Aug. 10, 1999** - Lincoln City Council approves the stadium project.
- **April 1, 2000** - The University of Nebraska Regents unanimously approve NU's funding portion for Hawks Field at Haymarket Park.
- **April 12, 2000** - Ground is broken on Hawks Field at Haymarket Park.
- **April 20, 2001** - Sod is laid down inside the park for the first time.
- **June 1, 2001** - The Lincoln Saltdogs defeat Sioux City, 7-6, in front of a crowd of 6,827 in the first game at Haymarket Park.
- **Aug. 10, 2001** - The Husker baseball program moves its offices to Haymarket Park.
- **Feb. 23, 2002** - The University of Nebraska Board of Regents approve the naming of the playing surface after Myrna Hawks, a long-time supporter of the NU baseball program.
- **March 5, 2002** - The NU baseball team makes its Hawks Field debut against Nebraska-Kearney, a 23-1 Husker victory.
- **April 28, 2002** - Hawks Field at Haymarket Park dedication ceremonies held before the start of Nebraska's doubleheader with Kansas.
- **May 26, 2002** - The pedestrian walkway from downtown Lincoln to Haymarket Park is completed, giving fans easy access from the historic Haymarket District in Downtown Lincoln.
- **Jan. 11, 2010** - Renovations completed on the Nebraska baseball clubhouse. Facility includes theater seating, updated wooden lockers and a marble entranceway, making the facility one of the best in the country.
- **October 2010** - Construction begins on the indoor practice facility.
- **October 2011** - Construction is completed on the indoor practice facility.
- **March 23, 2012** - Nebraska hosts Illinois for its first-ever Big Ten Conference game.
- **April 21, 2015** - Nebraska wins 10-4 over Kansas State for the program's 300th win at Hawks Field.



Since its opening in 2002, Hawks Field at Haymarket Park has been one of college baseball's best ballparks. Set on 32 acres one-half mile west of campus near downtown, the complex combines private and public entities, giving the University of Nebraska and the City of Lincoln a one-of-a-kind facility for the Huskers and the Lincoln Saltdogs of the American Association of Independent League Professional Baseball.

On July 30, 1999, the University of Nebraska, the City of Lincoln and NEBCO Inc., announced plans to construct two new stadiums, an 8,500-seat ballpark for the Husker baseball program and the Saltdogs – marking professional baseball's return to the Star City for the first time in 40 years – and a 2,500-seat softball stadium located next door.

Building a complex for the Huskers, as well as the Saltdogs, whose season runs from Memorial Day to Labor Day, required leadership and a forward-thinking vision from all three entities. The \$29.53 million cost was primarily divided between the city, NEBCO and the University with additional sources contributing for the rest of the project.

In March of 2000, Howard and Myrna Hawks guaranteed the University's commitment to the baseball/softball project, enabling Nebraska to move forward on the complex on schedule. An avid supporter of the Husker baseball program, Myrna Hawks never had the opportunity to see the finished product, as she passed away on Jan. 24, 2001. In her honor, the playing surface was named Hawks Field in February of 2002 and was formally dedicated on April 28, 2002, before a doubleheader against Kansas.

"She was a baseball fanatic," Howard Hawks said of his wife of 45 years. "She went to baseball games before we were married, but I know that after we were married, she never went to a game where she didn't keep score.

"She felt you didn't really know what had happened if you didn't know how this guy hit last time, and how they pitched to him, so she kept track of all those things."

The DLR Group was hired to be the principal designer of the ballparks, as well as the plaza between the two fields, and to create a design unique for Lincoln. Early on, one of the goals of the project was to enhance the experience for the fans who attend games at the new park. According to the DLR Group, the intimate atmosphere at Haymarket Park was intentional.

"One of the primary concepts driving this whole facility was to create a 'park within a park,' which meant the fans would be able to view the action from anywhere in the park," said Pat Phelan, principal project manager of the DLR Group in Omaha.

"There's an open concourse, so when fans are waiting in line for concessions or restrooms, they can still see the field from there. There's also a bermed seating area around the outside of the park, so you can literally walk around the perimeter of the diamond while viewing the action, but you're still within the confines of the stadium."

In the months leading up to the start of construction in April of 2000, former Nebraska Baseball Coach Dave Van Horn and Saltdogs President Charlie Meyer toured many of the top minor league facilities in the country, looking for ideas that could be implemented in the new ballpark.

The influences of parks such as the Bricktown Ballpark in Oklahoma City, Victory Field in Indianapolis and Franklin Covey Field in Salt Lake City, are evident throughout the structure. The exterior is a red-brick facade, while the spacious concourse level is highlighted by exposed ironwork. The



Myrna and Howard Hawks were long-time supporters of the Husker baseball program and were instrumental in getting Haymarket Park built. The field is named after Myrna, who passed away on Jan. 24, 2001.

playing surface is nestled in a bowl, allowing berm seating along both lines and throughout the outfield and a raised batter's eye consisting of pine trees in center field. The features make Haymarket Park a first-class facility. The ballpark's setting also allowed the designers to use Memorial Stadium and downtown Lincoln to provide a picturesque backdrop in the outfield. There is also a pedestrian connector that allows fans to make the walk from downtown Lincoln to the center field entrance of Haymarket Park.

The park features many fan-friendly amenities, including 4,419 chair-back seats on two levels in the main seating bowl, 16 suites, a towering video board/scoreboard in right center field, the Buck Beltzer Playground for kids down the right field line and numerous restrooms and concession stands. In 2009, the facility added seating in right field, as the Husker Home Run Terrace bringing more fans closer to the action.

In the Fall of 2016, D1Baseball.com ranked Hawks Field as the No. 11 college baseball park in the nation. In November of 2007, Hawks Field was named Baseball Field of the Year Award in the College/University division by the Sports Turf Managers Association (STMA) for the second time. The field earned its first honor in 2003, and was the first college park in the nation to win the award twice.

In the fall of 2008, the field was completely resurfaced while the underground drainage system was improved, making the field more playable during the early spring months.

The ballpark is more than a playing field for the Huskers. It includes medical and laundry facilities, coaches' offices and a 1,400-square foot locker room and adjacent clubhouse, giving the Husker program one of the best baseball setups in the country. The clubhouse was completely renovated in January of 2010, with a new entryway, remodeled player lockers, new locker chairs, electronic reclining theater seating, a team dining area, two 25-inch touch-screen monitors, a new video messaging system and a gaming area.

In the fall of 2011, construction was completed on the \$4.75 million Alex Gordon Training Complex, an indoor practice facility to the north of Hawks Field. The 22,000-square foot building features a large practice area, along with restrooms and storage facilities. The space is lined with netting, allowing for the entire area to be used for live batting practice and game simulation.

Prior to the start of the 2012 season, a new 17 x 34-foot LED videoboard was installed that is nearly three times the size of the stadium's original board.

The Huskers have enjoyed their home, posting a 352-133-1 (.725) record at Hawks Field over the past 17 years, including a school-record 33-4 mark in 2005. The Huskers have won 20 or more home games nine times.

Fans have also turned out in record numbers, as Nebraska has ranked among the nation's top 25 schools in average attendance since 2002. In 2016, Nebraska set a single-season attendance record by averaging 5,423 fans per game. NU's single-game record is 8,757 against Texas A&M on April 14, 2006. The 2019 season will be NU's 18th year at Hawks Field.

**FACILITY QUICK FACTS**

Groundbreaking .....	April 12, 2000
Opened .....	June 1, 2001
Dedication .....	April 28, 2002
Architect .....	Stan Meredith, DLR Group
Cost .....	\$29.53 million
Capacity.....	8,486
Chair-back Seats.....	4,419
Suites.....	16 (16 seats per suite)
Parking Stalls .....	2,000
Dimensions.....	335 (LL); 403 (LC); 395 (CF); 400 (RC); 325 (RL)
Surface.....	Kentucky Bluegrass
Batter's Eye.....	Black Hills Spruce Pine Trees
Scoreboard .....	17' x 34' LED Display
Concessions.....	The Wind-up (Main Concourse)
.....	Husker Grill (Third Base Line, Sec. 109)
.....	'Dogs Dugout (First Base Line, Sec. 112)
.....	Fielder's Choice (Center Field Concourse)
Restrooms.....	6 (Sec. 105, 108, 110; Left Field, Center Field, Club Level)
Press Box Size.....	2,100 square feet
Radio/TV Booths .....	4

**YEARLY HOME RECORD**

2002.....	29-5 (.853)
2003.....	29-7 (.806)
2004.....	19-8 (.678)
2005.....	33-4 (.892)
2006.....	20-7 (.741)
2007.....	14-10 (.583)
2008.....	29-5-1 (.843)
2009.....	16-14 (.533)
2010.....	19-7 (.731)
2011.....	21-11 (.656)
2012.....	20-10 (.667)
2013.....	12-7 (.632)
2014.....	19-8 (.704)
2015.....	21-6 (.778)
2016.....	21-6 (.778)
2017.....	17-6 (.739)
2018.....	13-12 (.520)
<b>Total.....</b>	<b>352-133-1 (.725)</b>



## TEAM RECORDS

## TEAM BATTING

Category	No.	Team and Opponent (Date)
At bats:	65	Nebraska vs. Northwestern (March 29, 2013)
Runs scored:	23	Nebraska vs. Nebraska-Kearney (March 5, 2002)
Hits:	24	Nebraska vs. Louisiana Tech (March 16, 2012)
RBI's:	22	Nebraska vs. Cal Poly (March 10, 2018)
Doubles:	8	Nebraska vs. Louisiana Tech (March 16, 2012)
Triples:	3	Nebraska vs. Texas-Pan American (April 24, 2002)
	3	Nebraska vs. North Dakota (March 20, 2011)
	3	Nebraska vs. Northern Colorado (March 11, 2015)
Home runs:	5	4x, last Oklahoma State vs. Nebraska (April 1, 2011)
Total bases:	41	Oklahoma State vs. Nebraska (April 1, 2011)
Walks:	17	Wichita State vs. Nebraska (March 18, 2016)
Strikeouts:	21	Nebraska vs. UCLA (March 5, 2011)
Sac hits:	4	11x, last Creighton vs. Nebraska (April 24, 2018)
Sac flies:	4	Nebraska vs. Richmond (June 9, 2002)
Stolen bases:	8	Nebraska vs. South Dakota State (March 17, 2006)
	8	Nebraska vs. Northwestern (March 29, 2013)
Hit by pitch:	6	4x, last Nebraska vs. Oklahoma State (April 3, 2011)
Runners LOB:	19	Nebraska vs. Northwestern (March 29, 2013)

## TEAM FIELDING

Category	No.	Team and Opponent (Date)
Putouts:	48	Nebraska vs. Texas (April 8, 2005)
	48	Nebraska vs. Texas A&M (May 9, 2008)
	48	Nebraska vs. Northwestern (March 29, 2013)
Assists:	25	Texas A&M vs. Nebraska (May 9, 2008)
Errors:	7	Northwestern vs. Nebraska (March 31, 2013)
Passed balls:	3	Nebraska vs. Northern Colorado (March 23, 2010)
DPs Turned	4	5x, last Nebraska vs. Maryland (May 6, 2018)

## TEAM PITCHING

Category	No.	Team and Opponent (Date)
Innings pitched:	16	Nebraska vs. Texas (April 8, 2005)
	16	Nebraska vs. Texas A&M (May 9, 2008)
	16	Texas A&M vs. Nebraska (May 9, 2008)
	16	Nebraska vs. Northwestern (March 29, 2013)
Runs allowed:	23	Nebraska-Kearney vs. Nebraska (March 5, 2002)
Earned runs:	22	Louisiana Tech vs. Nebraska (March 16, 2012)
Walks allowed:	17	Nebraska vs. Wichita State (March 18, 2016)
Strikeouts:	21	UCLA vs. Nebraska (March 5, 2011)
Hits allowed:	24	Louisiana Tech vs. Nebraska (March 16, 2012)
Doubles allowed:	8	Louisiana Tech vs. Nebraska (March 16, 2012)
Triples allowed:	3	Texas-Pan American vs. Nebraska (April 24, 2002)
	3	North Dakota vs. Nebraska (March 20, 2011)
	3	Northern Colorado vs. Nebraska (March 11, 2015)
Homers allowed:	5	4x, last Nebraska vs. Oklahoma State (April 1, 2011)
Wild pitches:	5	2x, last Nevada vs. Nebraska (April 27, 2018)
Hit batters:	6	4x, last Oklahoma State vs. Nebraska (April 3, 2011)

## INDIVIDUAL RECORDS

## INDIVIDUAL BATTING

Category	No.	Player, School and Opponent (Date)
At bats:	9	Pat Kelly, Nebraska vs. Northwestern (March 29, 2013)
	9	Chad Christensen, Nebraska vs. Northwestern (March 29, 2013)
Runs scored:	5	Vicente Cafaro, Creighton vs. Nebraska (April 7, 2009)
Hits:	5	5x, last Austin Darby, Nebraska vs. Omaha (April 15, 2015)
RBI's:	7	Matt Hopper, Nebraska vs. Missouri (April 12, 2003)
Doubles:	3	4x, last Cody Asche, Nebraska vs. Missouri (May 21, 2011)
Triples:	2	Jeff Leise, Nebraska vs. Western Illinois (March 26, 2002)
	2	Blake Headley, Nebraska vs. Northern Colorado (March 10, 2015)
	2	Blake Headley, Nebraska vs. Northern Colorado (March 11, 2015)
Home runs:	2	35x, last Angelo Altavilla, Nebraska vs. Iowa (April 13, 2018)
Total bases:	12	Curtis Ledbetter, Nebraska vs. South Dakota State (March 13, 2005)
	12	Cody Asche, Nebraska vs. Baylor (April 30, 2011)
Walks:	4	4x, last Dan Rowbottom, Illinois vs. Nebraska (April 1, 2016)
Strikeouts:	5	Kurt Farmer, Nebraska vs. UCLA (March 5, 2011)
Sac hits:	3	Max Willett, New Mexico vs. Nebraska (April 28, 2009)
	3	Joey Morales, Nicholls State vs. Nebraska (April 23, 2016)
Sac flies:	2	8x, last Angelo Altavilla, Nebraska vs. Northern Colorado (March 8, 2017)
Stolen bases:	3	6x, last Jake Mort, Nebraska vs. Texas Tech (April 29, 2006)
Hit by pitch:	3	7x, last Kale Kiser, Nebraska vs. Oklahoma State (April 3, 2011)

## INDIVIDUAL FIELDING

Category	No.	Player, School and Opponent (Date)
Putouts:	21	Mitch Abeita, Nebraska vs. Texas A&M (May 9, 2008)
Assists:	11	Jake Schleppebach, Nebraska vs. Loyola Marymount (March 12, 2016)
Errors:	3	8x, last Brison Cronenbold, Nebraska vs. Northern Colorado (March 13, 2018)
Passed balls:	2	16x, last Luke Roskam, Nebraska vs. Northern Colorado (March 13, 2018)

## INDIVIDUAL PITCHING

Category	No.	Player, School and Opponent (Date)
Innings:	10	Tony Watson, Nebraska vs. Missouri (March 23, 2007)
	10	Trevor Bauer, UCLA vs. Nebraska (March 5, 2011)
	10	Spenser Messmore, CSU Bakersfield (April 28, 2012)
Runs allowed:	12	Dalton Decker, South Dakota State vs. Nebraska (March 12, 2005)
Earned runs:	11	Dalton Decker, South Dakota State vs. Nebraska (March 12, 2005)
	11	Josh Elliott, South Dakota State vs. Nebraska (March 13, 2005)
Walks allowed:	7	Rob Erickson, UW-Milwaukee vs. Nebraska (April 3, 2002)
	7	Pat O'Neil, Northern Colorado vs. Nebraska (April 28, 2004)
Strikeouts:	17	Trevor Bauer, UCLA vs. Nebraska (March 5, 2011)
Hits allowed:	14	Justin Bogy, Texas-Pan American vs. Nebraska (April 23, 2002)
	14	Nathan Miller, Western Illinois vs. Nebraska (April 1, 2003)
Doubles allowed:	5	Erik Bird, Nebraska vs. Baylor (May 17, 2009)
Triples allowed:	3	Frank James, Texas-Pan American vs. Nebraska (April 24, 2002)
	3	David Spies, North Dakota vs. Nebraska (March 20, 2011)
Homers allowed:	4	Spencer Messmore, CSU Bakersfield vs. Nebraska (May 9, 2009)
	4	Matt Freeman, Nebraska vs. Oklahoma State (April 1, 2011)
Wild pitches:	3	10x, last Ryan Anderson, Nevada vs. Nebraska (April 27, 2018)
Hit batters:	4	6x, last Matt Freeman, NU vs. Northern Colorado (March 24, 2009)



**TOP 25 SINGLE GAME CROWDS**

No.	Date	Opponent	Attendance
1.	April 14, 2006	Texas A&M	8,757
2.	June 11, 2005	Miami (Super Regional)	8,711
3.	May 9, 2008	Texas A&M	8,708
4.	April 19, 2008	Kansas	8,697
5.	June 4, 2005	Creighton (Regional)	8,662
6.	April 21, 2007	Texas	8,656
7.	May 31, 2008	UC Irvine (Regional)	8,646
8.	May 21, 2006	Oklahoma	8,613
9.	June 9, 2002	Richmond (Super Regional)	8,569
10.	April 8, 2005	Texas	8,485
11.	June 8, 2002	Richmond (Super Regional)	8,481
12.	June 7, 2002	Richmond (Super Regional)	8,474
13.	April 20, 2007	Texas	8,419
14.	April 15, 2006	Texas A&M	8,415
15.	May 20, 2006	Oklahoma	8,310
16.	June 10, 2005	Miami (Super Regional)	8,308
17.	June 5, 2005	Creighton (Regional)	8,304
18.	May 19, 2006	Oklahoma	8,252
19.	April 9, 2005	Texas	8,163
20.	June 1, 2006	Manhattan (Regional)	8,063
21.	June 3, 2005	Illinois-Chicago (Regional)	7,669
22.	May 11, 2008	Texas A&M (DH)	7,653
23.	June 1, 2003	Missouri State (Regional)	7,456
24.	April 15, 2017	Iowa	7,416
25.	March 31, 2015	Creighton	7,319

**TOP FIVE CONFERENCE SERIES CROWDS**

No.	Dates	Opponent	Attendance
1.	May 19-21, 2006	Oklahoma	25,175
2.	April 13-15, 2006	Texas A&M	24,490
3.	April 8-10, 2005	Texas	22,595
4.	April 20-22, 2007	Texas	21,898
5.	April 7-9, 2017	Maryland	19,705

**TOP FIVE NON-CONFERENCE SERIES CROWDS**

No.	Dates	Opponent	Attendance (Dates)
1.	March 13-15, 2015	Florida Gulf Coast	17,083 (3 dates)
2.	March 11-13, 2016	Loyola Marymount	16,093 (3 dates)
3.	April 22-24, 2016	Nicholls State	15,567 (3 dates)
4.	March 10-12, 2006	Alabama	14,885 (3 dates)
5.	April 26-28, 2018	Nevada	14,669 (3 dates)





# #7 ANGELO ALTAVILLA

**SENIOR • INF • 6-1 • 195 • B/T: S/R**  
**LAKEVILLE, MINN.**  
**(LAKEVILLE NORTH)**

## HONORS & AWARDS

- Three Letters (2016, 2017, 2018)
- Third-Team All-Big Ten (2017)
- Nebraska Scholar-Athlete Honor Roll (Fall 2015, 2017; Spring 2018)
- Tom Osborne Citizenship Team (2016, 2017, 2018)

**2018:** Angelo Altavilla (ALT-uh-VILL-uh) started 46 of his 48 appearances with 32 starts at shortstop, 12 starts at third base and two starts as the designated hitter • Batted .228 (37-for-162) with three doubles, one triple and five home runs, tied for the third-most on the team • Went 6-for-8 stealing bases, second-most on the team behind Jaxon Hallmark (7) • Ranked in the top five on the team in runs scored (35), RBIs (28) and walks (30) • Team-high 102 assists defensively • Tallied nine multi-hit games and eight multi-RBI games, which was the fourth-most on the team • Went 6-for-12 during the Illinois series with one home run, three RBIs and four runs scored • Led the Husker offense in the season finale on May 19 with a 4-for-5 performance including a career-high three stolen bases, two RBIs and two runs scored against Illinois • Blistered a home run at Illinois on May 18 • Managed at least one hit in all three games of the Indiana series, going 4-for-11 with three RBIs, three runs scored and one home run • Launched a home run on May 11 against Indiana • Homered against Maryland on May 5 as part of a 2-for-4 day with a double, four RBIs and two runs scored • Blasted two home runs as part of a 2-for-4 performance with two runs scored and three RBIs in the first game of a doubleheader against Iowa on April 13 • Went 2-for-2 with an RBI at Oral Roberts on March 20 • Scored four runs against Northern Colorado on March 14 and also had a stolen base • Led the Husker offense during the Cal Poly series, going 7-for-13 with eight runs scored, one double and five RBIs • In the March 10 doubleheader against the Mustangs, went 4-for-6 with six runs scored and five RBIs over the span of both games • Went 2-for-3 against UC Riverside on Feb. 17 with a triple when the rest of the NU lineup didn't get a hit.

**2017:** Altavilla had a breakout sophomore season, achieving third-team All-Big Ten status • Earned starts in 56 of his 57 appearances, including 45 starts at shortstop, nine starts at third base and two at second base • Had the second-best batting average among the Huskers (.316) behind Scott Schreiber, who hit .330 • Scored 38 runs, fourth-most on the team • Had 14 doubles, the second-most on the team • Slugging percentage of .406 was the fourth-best on the team • His 67 hits tied for second on the team with Ben Miller • Ranked second on the team in on-base percentage (.407) • Tied for second on the team with 39 RBIs • His eight sacrifice flies tied for the second-most single-season sacrifice flies by a Husker • Defensively, his 135 assists were second-most on the team • Went 2-for-3 stealing bases • Blasted a leadoff home run against Maryland on May 26 at the Big Ten Tournament • Achieved the third-most multi-hit games on the team (18), including one four-hit performance when he went 4-for-4 against Utah on Feb. 24 with four RBIs and three doubles, tying NU's single-game record • Had nine multi-RBI games to tie for third on the team • Had four RBIs against Penn State on May 20 in the Big Ten regular-season title-clinching game • Went 3-for-4 with a triple, two runs and two RBIs in the series opener against Rutgers on May 5 • Went 3-for-5 with two RBIs against Creighton on April 4 • Had five hits in the series at Cal Poly, including a pair of doubles • Hit .500 in the series against College of Charleston with four hits and three runs scored • His 14-game hitting streak which spanned from April 30 to June 2 was the second-longest on the team in 2017 • His 25-game on-base streak which spanned from April 11 to June 2 was the second-longest on the team.

**2016:** Altavilla was one of two newcomers on the 2016 roster from the state of Minnesota with Robbie Palkert • Saw action in 14 games as a true freshman, including two starts • Hit .211 (4-for-19) in limited at bats and added three RBIs • First career start came at Omaha on April 6 when he went 2-for-3 with a run scored, two RBIs, two walks and a stolen base • Started against Omaha at home on May 11, going 2-for-4 with a run scored and a RBI • Pinch hit in both of Nebraska's games at the Big Ten Tournament.

## CAREER OVERALL STATISTICS

Year	AVG.	G-GS	AB	R	H	2B	3B	HR	RBI	TB	SLG%	BB	HBP	SO	GDP	OB%	SF	SH	SB-ATT	PO	A	E	FLD%
2016	.211	14-2	19	2	4	0	0	0	3	4	.211	4	0	4	0	.348	0	0	1-1	4	3	0	1.000
2017	.316	57-56	212	38	67	14	1	1	39	86	.406	30	8	53	2	.407	8	6	2-3	85	135	12	.948
2018	.228	48-46	162	35	37	3	1	5	28	57	.352	30	3	27	2	.354	3	3	6-8	56	102	4	.975
<b>TOTAL</b>	<b>.275</b>	<b>119-104</b>	<b>393</b>	<b>75</b>	<b>108</b>	<b>17</b>	<b>2</b>	<b>6</b>	<b>70</b>	<b>147</b>	<b>.374</b>	<b>64</b>	<b>11</b>	<b>84</b>	<b>4</b>	<b>.382</b>	<b>11</b>	<b>9</b>	<b>9-12</b>	<b>145</b>	<b>240</b>	<b>16</b>	<b>.960</b>

## CAREER BIG TEN STATISTICS

Year	AVG.	G-GS	AB	R	H	2B	3B	HR	RBI	TB	SLG%	BB	HBP	SO	GDP	OB%	SF	SH	SB-ATT	PO	A	E	FLD%
2016	.000	3-0	3	0	0	0	0	0	0	0	.000	0	0	0	0	.000	0	0	0-0	1	0	0	1.000
2017	.302	24-24	96	20	29	4	1	0	16	35	.365	14	4	22	2	.405	2	4	0-0	35	49	8	.913
2018	.264	20-19	72	15	19	2	0	5	14	36	.500	8	1	10	1	.346	0	1	3-5	23	41	0	1.000
<b>TOTAL</b>	<b>.281</b>	<b>47-43</b>	<b>171</b>	<b>35</b>	<b>48</b>	<b>6</b>	<b>1</b>	<b>5</b>	<b>30</b>	<b>71</b>	<b>.415</b>	<b>22</b>	<b>5</b>	<b>32</b>	<b>3</b>	<b>.375</b>	<b>2</b>	<b>5</b>	<b>3-5</b>	<b>59</b>	<b>90</b>	<b>8</b>	<b>.949</b>



**Before Nebraska:** Altavilla joined Nebraska from Lakeville North High School in Lakeville, Minn., where he was a finalist for Minnesota's Mr. Baseball Award, as well as a 2015 first-team all-metro selection by both the Minneapolis Star Tribune and the St. Paul Pioneer Press • Ranked as the No. 13 overall player in the state of Minnesota and the No. 3 shortstop by Perfect Game • Led the Panthers to a runner-up finish at the state tournament in 2015 after they placed third in 2014 • Hit .400 as a senior with four doubles, three triples, four home runs and 20 RBIs • Produced 37 RBIs as a junior on 11 doubles, two triples and four home runs with a .402 batting average • Set a Minnesota state record during the 2014 high school season with 12 RBIs in one game, as he hit a three-run home run and two grand slams in a win over Eastview • Also tabbed defensive player of the year on the Panthers' hockey team that won the 2015 state title • Earned the Minnesota Herb Brooks Award, given to a hockey player for their skill, effort, leadership, character and passion.

**Personal:** Born on Oct. 11, 1996 in Minneapolis, Minn. • Parents are Bob and Tammy Altavilla • Has two brothers, Tony and Nick • Majoring in communication studies • Comes from a baseball family, as his grandfather was drafted by the St. Louis Cardinals, brother, Tony, played baseball at Illinois-Chicago and for the St. Paul Saints of the American Association, and brother, Nick, played baseball at North Dakota State.



### CAREER HIGHS

Category	High	Opponent (Last Time)	Date
Hits:	4	2 times (Illinois)	5/19/18
Runs:	4	2 times (Northern Colorado)	3/14/18
Doubles:	3	Utah	2/24/17
Triples:	1	2 times (UC Riverside)	2/17/18
Home Runs:	2	Iowa	4/13/18
RBIs:	4	3 times (Maryland)	5/5/18
Walks:	3	5 times (Rutgers)	4/22/18
Stolen Bases:	3	Illinois	5/19/18

### MISCELLANEOUS CAREER STATS

#### MULTI-HIT GAMES

Year	2	3	4	5+	Total
2016	2	-	-	-	2
2017	14	3	1	-	18
2018	8	-	1	-	9
<b>Total</b>	<b>24</b>	<b>3</b>	<b>2</b>	<b>-</b>	<b>29</b>

#### MULTI-RBI GAMES

Year	2	3	4	5+	Total
2016	1	-	-	-	1
2017	7	-	2	-	9
2018	5	2	1	-	8
<b>Total</b>	<b>13</b>	<b>2</b>	<b>3</b>	<b>-</b>	<b>18</b>

#### LONGEST HITTING STREAK

14 games: April 30, 2017 - May 26, 2017

#### LONGEST REACHING BASE STREAK

25 games: April 11, 2017 - May 26, 2017





# #30 REECE EDDINS

**SENIOR • RHP • 6-5 • 210 • B/T: R/R**  
**LEE'S SUMMIT, MO.**  
**(BLUE SPRINGS SOUTH)**

## HONORS & AWARDS

- Four Letters (2015, 2016, 2017, 2018)
- Big Ten Distinguished Scholar (2018)
- Academic All-Big Ten (2016, 2017, 2018)
- Nebraska Scholar-Athlete Honor Roll (Fall 2014, 2015, 2016, 2017; Spring 2015, 2016, 2017, 2018)
- Tom Osborne Citizenship Team (2016, 2017, 2018)

**2018:** Reece Eddins returned from a 2017 injury to make eight appearances, including one start, during the second half of the 2018 season • Went 1-0 with a 9.00 ERA in 11.0 innings and recorded six strikeouts • Tossed 1.0 inning of no-hit scoreless relief against Indiana on May 11 • Earned the win against Maryland on May 5 when he threw 2.0 one-hit scoreless innings out of the bullpen • Went 2.0 innings in the start against Nevada on April 26, allowing two runs on four hits, while recording two strikeouts and no walks • Allowed one run in 2.1 innings of relief at Rutgers on April 20 • Threw 1.2 innings of relief in the first game of a doubleheader against Iowa on April 13, allowing two runs and recording two strikeouts • Made his first appearance since March 28, 2017 when he came out of the bullpen on April 1, 2018 at Ohio State.

**2017:** Eddins made seven relief appearances, compiling a 1-1 record with a 5.91 ERA, before receiving a medical hardship • Threw 10.2 innings, and struck out eight • Earned a win on March 8 against Northern Colorado in 3.2 innings of work, striking out three batters • Had a scoreless outing in 2.1 innings on March 24 at Cal Poly.

**2016:** After making only five appearances as a freshman in 2015, Eddins had a breakout season in 2016, as he made 26 appearances as a key member of NU's bullpen • Ranked second on the team with a 1.85 ERA over 48.2 innings • Recorded the eighth-lowest single-season ERA in NU history by a pitcher who threw at least 40.0 innings • ERA was 2.70 after his first appearance of the season and was never above 1.96 the rest of the year • Was part of three combined shutouts and notched one save • First career save came at Purdue on March 27 • After allowing an earned run at Long Beach State March 5, he didn't allow an earned run in 18.2 innings over his next 10 appearances, a streak that ran from March 9 to April 5 • After allowing two earned runs in three straight appearances, came back and made nine straight appearances without allowing an earned run • Allowed just two earned runs in 14.0 innings over his final 10 appearances of the year.

**2015:** Eddins made five appearances, all out of the bullpen, as a freshman in 2015 • Finished the year with a 9.82 ERA over 3.2 innings with two strikeouts • Made his debut against BYU on Feb. 19, tossing 1.1 innings of perfect relief with one strikeout • Matched his season high with 1.1 innings against Northern Colorado on March 10, but allowed two runs on four hits.

**Before Nebraska:** Eddins joined the Huskers from Blue Springs South High School in Lee's Summit, Mo. • Was tabbed a top-200 right-handed pitcher in the nation and the No. 12 overall player in the state of Missouri by Perfect Game • Was a 2014 All-Central Region second-team pick by Perfect Game and a 2013 Underclass High Honorable-Mention pick • Led the Jaguars to their first state tournament appearance in 2014, where they placed third in Class 5, the largest class in the state • Was the first player in Jackson County to toss back-to-back no-hitters, including a 13-strikeout performance against Blue Springs • Notched 68 strikeouts in 59 innings as a senior • Competed at the PG WWBA World Championships in Jupiter, Fla., for Marucci Elite • Helped the squad defeat Puerto Rico by throwing 2.0 innings of scoreless relief • Competed at the 2013 Metropolitan Baseball Classic at Citi Field in Flushing Meadows, N.Y., for the St. Louis Mets.

**Personal:** Born on Nov. 12, 1995 • Parents are John and Cindee Eddins • Has one sister, Brooke, and two brothers, Jace and Cole • Majoring in mechanical engineering.

## CAREER OVERALL STATISTICS

Year	ERA	W-L	APP	GS	CG	SHO	SV	IP	H	R	ER	BB	SO	2B	3B	HR	BF	AVG.	WP	HP	BK
2015	9.82	0-0	5	0	0	0/0	0	3.2	8	4	4	1	2	1	0	0	20	.500	0	1	0
2016	1.85	4-3	26	0	0	0/3	1	48.2	43	15	10	21	30	5	1	1	205	.243	4	1	0
2017	5.91	1-1	7	0	0	0/0	0	10.2	10	7	7	5	8	3	0	0	46	.270	3	0	0
2018	9.00	1-0	8	1	0	0/0	0	11.0	15	11	11	6	6	4	0	1	53	.333	2	0	0
<b>TOTAL</b>	<b>3.89</b>	<b>6-4</b>	<b>46</b>	<b>1</b>	<b>0</b>	<b>0/3</b>	<b>1</b>	<b>74.0</b>	<b>76</b>	<b>37</b>	<b>32</b>	<b>33</b>	<b>46</b>	<b>13</b>	<b>1</b>	<b>2</b>	<b>324</b>	<b>.276</b>	<b>9</b>	<b>2</b>	<b>0</b>

## CAREER BIG TEN STATISTICS

Year	ERA	W-L	APP	GS	CG	SHO	SV	IP	H	R	ER	BB	SO	2B	3B	HR	BF	AVG.	WP	HP	BK
2015	99.00	0-0	1	0	0	0/0	0	0.0	0	1	1	1	0	0	0	1	.000	0	0	0	
2016	2.63	1-1	8	0	0	0/1	1	13.2	13	4	4	8	8	2	0	1	56	.277	1	0	0
2017	--Did Not Play in Any Big Ten Games--																				
2018	9.00	1-0	7	0	0	0/0	0	9.0	11	9	9	6	4	3	0	1	44	.306	2	0	0
<b>TOTAL</b>	<b>5.56</b>	<b>2-1</b>	<b>16</b>	<b>0</b>	<b>0</b>	<b>0/1</b>	<b>1</b>	<b>22.2</b>	<b>24</b>	<b>14</b>	<b>14</b>	<b>15</b>	<b>12</b>	<b>5</b>	<b>0</b>	<b>2</b>	<b>101</b>	<b>.289</b>	<b>3</b>	<b>0</b>	<b>0</b>

CAREER HIGHS

Category	High	Opponent (Last Time)	Date
Innings:	4.1	Illinois	4/1/16
Longest Start:	2.0	Nevada	4/26/18
Shortest Start:	2.0	Nevada	4/26/18
Longest Relief:	4.1	Illinois	4/1/16
Hits:	5	Northwestern	4/9/16
Runs:	3	3 times (Illinois)	5/18/18
Earned Runs:	3	3 times (Illinois)	5/18/18
Walks:	3	Illinois	4/1/16
Strikeouts:	3	5 times (Northern Colorado)	3/8/17

CAREER PITCHING APPEARANCES

Date	Opponent	S/R	W/L/S	IP	H	HR	R-ER	BB-K
2/19/15	vs. BYU	R	-	1.1	0	0	0-0	0-1
3/10/15	Northern Colorado	R	-	1.1	4	0	2-2	0-0
4/1/15	Omaha	R	-	0.2	1	0	0-0	0-1
4/4/15	at Maryland	R	-	0.0	0	0	1-1	1-0
4/21/15	Kansas State	R	-	0.1	3	0	1-1	0-0
2/20/16	at C. of Charleston	R	-	3.1	4	0	2-1	0-3
2/26/16	at San Diego	R	-	3.2	4	0	1-0	1-2
3/5/16	at Long Beach St.	R	L	3.1	3	0	1-1	1-1
3/9/16	Northern Colorado	R	-	2.0	2	0	1-0	1-0
3/11/16	Loyola Marymount	R	-	1.0	0	0	0-0	1-1
3/13/16	Loyola Marymount	R	W	1.1	1	0	0-0	0-0
3/19/16	Wichita State	R	W	3.0	0	0	0-0	2-2
3/23/16	at Indiana State	R	-	1.2	1	0	0-0	2-0
3/25/16	at Purdue	R	S	2.0	0	0	0-0	0-2
3/27/16	at Purdue	R	-	0.2	1	0	0-0	0-0
3/29/16	Creighton	R	W	2.2	1	0	0-0	0-0
4/1/16	Illinois	R	-	4.1	2	0	0-0	3-2
4/5/16	Kansas State	R	-	2.2	2	0	1-0	1-2
4/9/16	Northwestern	R	W	3.0	5	1	2-2	1-3
4/12/16	at Creighton	R	-	0.1	3	0	2-2	0-0
4/17/16	at Michigan	R	L	1.2	2	0	2-2	2-0
4/19/16	at Kansas State	R	-	1.1	2	0	0-0	0-0
4/22/16	Nicholls State	R	-	1.0	0	0	0-0	0-2
4/27/16	vs. Kansas	R	-	1.2	0	0	0-0	1-3
4/30/16	at Rutgers	R	-	1.0	1	0	0-0	1-1
5/7/16	at Michigan State	R	-	0.0	0	0	0-0	1-0
5/11/16	Omaha	R	-	1.0	0	0	0-0	1-3
5/17/16	at Creighton	R	-	1.0	0	0	0-0	0-1
5/21/16	Indiana	R	-	1.0	2	0	0-0	0-0
5/25/16	vs. Michigan State	R	-	2.0	3	0	1-0	0-1
6/4/16	vs. Western Carolina	R	L	2.0	4	0	2-2	1-1
2/24/17	vs. Utah	R	L	1.2	4	0	3-3	2-1
3/3/17	vs. Oklahoma State	R	-	0.0	0	0	0-0	1-0
3/8/17	Northern Colorado	R	W	3.2	3	0	2-2	0-3
3/11/17	Western Carolina	R	-	0.1	2	0	1-1	0-0
3/21/17	at CSU Bakersfield	R	-	0.1	0	0	0-0	0-1
3/24/17	at Cal Poly	R	-	2.1	0	0	0-0	1-2
3/28/17	Kansas State	R	-	2.1	1	0	1-1	1-1
4/1/18	at Ohio State	R	-	0.1	2	0	3-3	2-0
4/8/18	at Michigan State	R	-	0.1	0	0	0-0	1-0
4/13/18	Iowa (DH 1)	R	-	1.2	3	0	2-2	1-2
4/20/18	at Rutgers	R	-	2.1	2	0	1-1	1-1
4/26/18	Nevada	S	-	2.0	4	0	2-2	0-2
5/5/18	Maryland	R	W	2.0	1	0	0-0	0-0
5/11/18	Indiana	R	-	1.0	0	0	0-0	1-0
5/18/18	at Illinois	R	-	1.1	3	1	3-3	0-1





# #18 NATE FISHER

**SENIOR • LHP • 6-1 • 205 • B/T: L/L**  
**YUTAN, NEB.**  
**(YUTAN)**

## HONORS & AWARDS

- Three Letters (2015, 2017, 2018)
- Big Ten Distinguished Scholar (2018)
- Academic All-Big Ten (2017, 2018)
- Nebraska Scholar-Athlete Honor Roll (Fall 2014, 2015, 2016, 2017; Spring 2015, 2016, 2017, 2018)
- Nebraska Sam Foltz Hero 27 Leadership Award (2017)
- Tom Osborne Citizenship Team (2016, 2017, 2018)

**2018:** Nate Fisher started seven of his 15 appearances on the mound as a junior, going 1-5 with a 7.24 ERA in 46.0 innings pitched • Allowed the fewest walks among all Husker starting pitchers (10), while recording the fourth-most strikeouts on the team (30) • Allowed two runs in 2.1 innings against Indiana on May 13, recording three strikeouts in the process • Recorded four strikeouts in 3.2 innings of relief against Maryland on May 5, allowing one run on two hits and one walk • Tossed 4.0 innings of relief against Kansas State on April 17, recording two strikeouts and allowed one run • Allowed one run on four hits and struck out two batters in 4.2 innings as the starter at Creighton on March 27 • Made the start at Oral Roberts on March 21 and threw 4.0 innings, giving up one run on five hits and struck out three batters • Earned the win in his start against Cal Poly on March 10 when he gave up only one run in 5.0 innings and recorded four strikeouts • Made his first career start on Feb. 17 against UC Riverside • Struck out a career-high seven batters against the Highlanders and gave up two runs on four hits in 5.0 innings of work.

**2017:** Fisher made 15 appearances covering 27.2 innings out of the bullpen • Went 1-1 with 23 strikeouts and nine walks • Longest outing was 4.2 innings on March 25 at Cal Poly where he recorded four strikeouts to earn the win • Recorded four strikeouts at Omaha in 3.1 innings on April 5 • In six consecutive relief appearances from March 31 to April 22, he did not give up a run • The scoreless innings streak included back-to-back 2.0-inning showings on April 18 at Creighton and April 22 at Minnesota.

**2016:** Fisher had Tommy John surgery in the summer of 2015 and missed the 2016 season.

**2015:** Fisher made nine appearances out of the bullpen in 2015 and finished the year with one save and a 3.86 ERA over 9.1 innings • Struck out eight on the year, while giving up five walks and eight hits • Tossed an inning of scoreless relief and struck out two Cougars in his collegiate debut against BYU on Feb. 20 • Didn't allow a run and struck out six batters in 4.0 innings over his first four appearances • All four of the earned runs he gave up on the season came in two outings • Closed out NU's victory over Omaha on April 15 for his first career save.

**Before Nebraska:** Fisher graduated from Yutan High School, where he was a team captain in baseball, football and basketball • Played for the Platte Valley Patriots, which included players from Yutan, Ashland and Mead high schools • Was a 2014 second-team All-Nebraska selection by the Omaha World-Herald and a second-team Super-State pick by the Lincoln Journal Star • Earned first-team Class B all-state honors from both state newspapers in 2014 • Was 5-1 in 2014 with a 1.67 ERA and 87 strikeouts • Also was productive at the plate with a .500 average and three home runs • Averaged nearly a double-double per game on the hardwood with 20.9 points and 9.8 rebounds per game • Excelled in the classroom and was a four-year member of the student council, while also serving as Student Body President in 2013.

**Personal:** Born on May 28, 1996 • Parents are Rick and Nancy Fisher • Has one sister, Kelli • Graduated in May 2018 with a degree in finance • Pursuing a Master's degree in business administration.

## CAREER OVERALL STATISTICS

Year	ERA	W-L	APP	GS	CG	SHO	SV	IP	H	R	ER	BB	SO	2B	3B	HR	BF	AVG.	WP	HP	BK
2015	3.86	0-0	9	0	0	0/0	1	9.1	8	5	4	5	8	0	0	0	43	.235	0	2	0
2016	--Missed the Season Due to Injury--																				
2017	5.53	1-1	15	0	0	0/0	0	27.2	36	19	17	9	23	5	1	2	128	.316	5	3	1
2018	7.24	1-5	15	7	0	0/0	0	46.0	75	40	37	10	30	16	0	4	223	.371	9	2	0
<b>TOTAL</b>	<b>6.29</b>	<b>2-6</b>	<b>39</b>	<b>7</b>	<b>0</b>	<b>0/0</b>	<b>1</b>	<b>83.0</b>	<b>119</b>	<b>64</b>	<b>58</b>	<b>24</b>	<b>61</b>	<b>21</b>	<b>1</b>	<b>6</b>	<b>394</b>	<b>.340</b>	<b>14</b>	<b>7</b>	<b>1</b>

## CAREER BIG TEN STATISTICS

Year	ERA	W-L	APP	GS	CG	SHO	SV	IP	H	R	ER	BB	SO	2B	3B	HR	BF	AVG.	WP	HP	BK
2015	4.50	0-0	3	0	0	0/0	0	4.0	3	3	2	4	2	0	0	0	21	.214	0	1	0
2016	--Missed the Season Due to Injury--																				
2017	8.64	0-0	6	0	0	0/0	0	8.1	16	10	8	3	5	4	0	0	46	.381	3	1	0
2018	9.39	0-0	5	0	0	0/0	0	7.2	14	8	8	2	7	4	0	1	40	.378	2	0	0
<b>TOTAL</b>	<b>8.10</b>	<b>0-0</b>	<b>14</b>	<b>0</b>	<b>0</b>	<b>0/0</b>	<b>0</b>	<b>20.0</b>	<b>33</b>	<b>21</b>	<b>18</b>	<b>9</b>	<b>14</b>	<b>8</b>	<b>0</b>	<b>1</b>	<b>107</b>	<b>.355</b>	<b>5</b>	<b>2</b>	<b>0</b>

CAREER HIGHS

Category	High	Opponent (Last Time)	Date
Innings:	5.0	2 times (Cal Poly)	3/10/18
Longest Start:	5.0	2 times (Cal Poly)	3/10/18
Shortest Start:	2.1	Wichita State	3/3/18
Longest Relief:	4.2	Cal Poly	3/25/17
Hits:	10	Creighton	4/24/18
Runs:	9	Creighton	4/24/18
Earned Runs:	9	Creighton	4/24/18
Walks:	3	3 times (Cal Poly)	3/10/18
Strikeouts:	7	UC Riverside	2/17/18

CAREER PITCHING APPEARANCES

Date	Opponent	S/R	W/L/S	IP	H	HR	R-ER	BB-K
2/20/15	vs. BYU	R	-	1.0	1	0	0-0	0-2
3/11/15	Northern Colorado	R	-	1.0	0	0	0-0	0-2
3/14/15	Florida Gulf Coast	R	-	1.0	2	0	0-0	0-0
3/18/15	Indiana State	R	-	1.0	1	0	0-0	0-2
3/20/15	Michigan	R	-	1.0	2	0	2-2	3-0
4/4/15	at Maryland	R	-	2.0	1	0	1-0	0-1
4/12/15	Minnesota	R	-	1.0	0	0	0-0	1-1
4/15/15	Omaha	R	S	1.0	1	0	0-0	0-0
4/21/15	Kansas State	R	-	0.1	0	0	2-2	1-0
2/24/17	vs. Utah	R	-	2.2	3	0	0-0	1-2
3/4/17	vs. Arkansas	R	-	1.2	1	0	1-1	3-1
3/8/17	Northern Colorado	R	-	1.1	0	0	0-0	0-1
3/19/17	C. of Charleston	R	-	1.0	2	0	1-1	0-0
3/25/17	at Cal Poly	R	W	4.2	5	2	3-3	0-4
3/31/17	at Indiana	R	-	1.1	2	0	0-0	0-2
4/5/17	at Omaha	R	-	3.1	2	0	0-0	1-4
4/11/17	at Kansas State	R	-	1.0	1	0	0-0	0-2
4/15/17	Iowa	R	-	0.2	0	0	0-0	2-0
4/18/17	at Creighton	R	-	2.0	1	0	0-0	0-2
4/22/17	at Minnesota	R	-	2.0	1	0	0-0	0-0
4/30/17	at Ohio State	R	-	0.1	6	0	6-6	0-0
5/12/17	Michigan State	R	-	3.0	4	0	1-1	0-3
5/20/17	at Penn State	R	-	1.0	3	0	3-1	1-0
5/26/17	vs. Maryland	R	L	1.2	5	0	4-4	1-2
2/17/18	vs. UC Riverside	S	L	5.0	4	0	2-2	0-7
2/25/18	vs. Utah	R	-	2.0	2	0	2-2	1-1
3/3/18	at Wichita State	S	L	2.1	8	2	5-5	0-0
3/10/18	Cal Poly (DH 1)	S	W	5.0	8	0	1-1	3-4
3/17/18	Northwestern State	R	L	3.2	7	0	5-2	0-0
3/21/18	at Oral Roberts	S	-	4.0	5	0	1-1	0-3
3/25/18	Minnesota	R	-	0.1	1	0	0-0	0-0
3/27/18	at Creighton	S	L	4.2	4	0	1-1	2-2
4/1/18	at Ohio State	R	-	0.2	2	0	1-1	0-0
4/10/18	at Kansas State	S	-	3.2	8	0	5-5	2-1
4/17/18	Kansas State	R	-	4.0	5	0	1-1	0-2
4/24/18	Creighton	S	L	4.0	10	1	9-9	0-3
5/5/18	Maryland	R	-	3.2	2	0	1-1	1-4
5/13/18	Indiana	R	-	2.1	5	1	2-2	0-3
5/19/18	at Illinois	R	-	0.2	4	0	4-4	1-0





# #55 ETHAN FRAZIER

**SENIOR • RHP • 6-2 • 200 • B/T: R/R**  
**LEE'S SUMMIT, MO.**  
**(BLUE SPRINGS SOUTH)**

## HONORS & AWARDS

- Three Letters (2016, 2017, 2018)
- Big Ten Distinguished Scholar (2017, 2018)
- Academic All-Big Ten (2017, 2018)
- Nebraska Scholar-Athlete Honor Roll (Fall 2015, 2016, 2017; Spring 2016, 2017, 2018)
- Tom Osborne Citizenship Team (2017, 2018)

**2018:** Ethan Frazier made 13 appearances, including one start, on the mound for the Huskers as a junior • Went 1-1 with an 8.27 ERA in 16.1 innings and tallied four strikeouts • Tossed 2.0 no-hit scoreless innings of relief at Illinois on May 18 • Went 2.2 innings as the starter against Omaha on April 18 and allowed four runs (two earned runs) • Appeared for 1.1 innings of relief in the first game of a doubleheader against Iowa on April 13 and allowed two runs • Earned the win at Kansas State on April 10 when he threw 0.1 inning • Pitched 1.0 scoreless inning out of the bullpen at Ohio State on April 1 • Threw 2.2 no-hit scoreless innings with one strikeout and no walks against Northern Colorado on March 13 • Tossed 1.0 inning of relief against No. 2 Oregon State on Feb. 24.

**2017:** Frazier made seven appearances, including four starts, earning a 2-0 record with a 1.72 ERA • Struck out 11 and walked seven in 15.2 innings • Had three scoreless relief appearances that spanned a combined 4.0 innings in February and March • First career start was April 5 at Omaha, where he went 2.1 shutout innings with three strikeouts • Started against Omaha on April 25, earning his first career win in 4.0 scoreless innings • Picked up his second win on May 10 at Creighton, where he threw 4.0 scoreless innings.

**2016:** Frazier saw three relief appearances as a true freshman • Made his debut at College of Charleston on Feb. 20 and retired the only batter he faced • Tagged for four runs on three hits over 1.0 inning at San Diego on Feb. 26 • Threw 1.0 inning against Wichita State on March 18, allowing a pair of runs on two hits.

**Before Nebraska:** Frazier pitched at Blue Springs South High School • Tabbed as the No. 30 overall player in the state of Missouri and the No. 12 right-handed pitcher in the state by Perfect Game • Was 8-0 as a senior with a 0.65 ERA and 80 strikeouts • Held opposing hitters to an .081 batting average in 2015 • Earned Suburban Conference Player-of-the-Year honors in 2015 • Was a first-team all-state selection and was named to the Kansas City Metro first team.

**Personal:** Born on May 11, 1997 • Parents are Les and Heather Frazier • Has one brother, Trevor • Majoring in environmental studies.



## CAREER OVERALL STATISTICS

Year	ERA	W-L	APP	GS	CG	SHO	SV	IP	H	R	ER	BB	SO	2B	3B	HR	BF	AVG.	WP	HP	BK
2016	23.14	0-0	3	0	0	0/0	0	2.1	5	6	6	1	1	0	0	1	14	.417	2	1	0
2017	1.72	2-0	7	4	0	0/1	0	15.2	14	4	3	7	11	1	0	1	67	.246	1	0	0
2018	8.27	1-1	13	1	0	0/0	0	16.1	24	20	15	10	4	6	0	0	87	.343	3	2	0
<b>TOTAL</b>	<b>6.29</b>	<b>3-1</b>	<b>23</b>	<b>5</b>	<b>0</b>	<b>0/1</b>	<b>0</b>	<b>34.1</b>	<b>43</b>	<b>30</b>	<b>24</b>	<b>18</b>	<b>16</b>	<b>7</b>	<b>0</b>	<b>2</b>	<b>168</b>	<b>.309</b>	<b>6</b>	<b>3</b>	<b>0</b>

## CAREER BIG TEN STATISTICS

Year	ERA	W-L	APP	GS	CG	SHO	SV	IP	H	R	ER	BB	SO	2B	3B	HR	BF	AVG.	WP	HP	BK
2016	--Did Not Play in Any Big Ten Games--																				
2017	--Did Not Play in Any Big Ten Games--																				
2018	6.43	0-0	5	0	0	0/0	0	7.0	10	7	5	3	1	4	0	0	36	.333	1	0	0
<b>TOTAL</b>	<b>6.43</b>	<b>0-0</b>	<b>5</b>	<b>0</b>	<b>0</b>	<b>0/0</b>	<b>0</b>	<b>7.0</b>	<b>10</b>	<b>7</b>	<b>5</b>	<b>3</b>	<b>1</b>	<b>4</b>	<b>0</b>	<b>0</b>	<b>36</b>	<b>.333</b>	<b>1</b>	<b>0</b>	<b>0</b>



CAREER HIGHS

Category	High	Opponent (Last Time)	Date
Innings:	4.0	2 times (Creighton)	5/10/17
Longest Start:	4.0	2 times (Creighton)	5/10/17
Shortest Start:	1.1	Maryland	5/26/17
Longest Relief:	2.2	Northern Colorado	3/13/18
Hits:	5	Creighton	5/10/17
Runs:	4	3 times (Omaha)	4/18/18
Earned Runs:	4	2 times (Oral Roberts)	3/21/18
Walks:	3	2 times (Omaha)	4/18/18
Strikeouts:	3	2 times (Omaha)	4/5/17

CAREER PITCHING APPEARANCES

Date	Opponent	S/R	W/L/S	IP	H	HR	R-ER	BB-K
2/20/16	at C. of Charleston	R	-	0.1	0	0	0-0	0-0
2/26/16	at San Diego	R	-	1.0	3	1	4-4	0-1
3/18/16	Wichita State	R	-	1.0	2	0	2-2	1-0
2/23/17	vs. Oregon State	R	-	2.0	0	0	0-0	2-3
3/11/17	Western Carolina	R	-	1.0	0	0	0-0	0-1
3/28/17	Kansas State	R	-	1.0	0	0	0-0	0-0
4/5/17	at Omaha	S	-	2.1	3	0	1-0	3-3
4/25/17	Omaha	S	W	4.0	4	0	0-0	1-2
5/10/17	at Creighton	S	W	4.0	5	0	0-0	0-1
5/26/17	vs. Maryland	S	-	1.1	2	1	3-3	1-1
2/17/18	vs. Washington St.	R	-	0.0	0	0	0-0	0-0
2/24/18	vs. Oregon State	R	-	1.0	3	0	2-2	0-0
3/8/18	Cal Poly	R	-	2.0	3	0	3-2	1-1
3/13/18	Northern Colorado	R	-	2.2	0	0	0-0	0-1
3/17/18	Northwestern State	R	-	0.1	1	0	0-0	0-0
3/21/18	at Oral Roberts	R	-	0.1	2	0	4-4	2-0
4/1/18	at Ohio State	R	-	1.0	1	0	0-0	0-0
4/7/18	at Michigan State	R	-	1.2	2	0	3-1	2-0
4/10/18	at Kansas State	R	W	0.1	1	0	0-0	1-0
4/13/18	Iowa (DH 1)	R	-	1.1	3	0	2-2	1-1
4/18/18	Omaha	S	L	2.2	4	0	4-2	3-1
5/4/18	Maryland	R	-	1.0	4	0	2-2	0-0
5/18/18	at Illinois	R	-	2.0	0	0	0-0	0-0





# #16 NOLAN HAKEL

**SENIOR • OF • 6-0 • 185 • B/T: L/L**  
**LINCOLN, NEB.**  
**(HUTCHINSON CC) (PIUS X)**

## HONORS & AWARDS

- One Letter (2018)
- Nebraska Scholar-Athlete Honor Roll (Spring 2018)

**2018:** Nolan Hakel started one game and made seven non-pitching appearances, while pitching in relief for one game • Made his pitching debut on April 18 when he threw 1.1 scoreless innings of relief against Omaha with one strikeout • Had a stolen base and one run scored at Kansas State on April 10 • Made his first career start on April 7 at Michigan State in right field • Made his Husker debut as a pinch hitter during the first game of a doubleheader against Cal Poly on March 10 and drew a walk in his only time at the plate.

**Before Nebraska:** Hakel spent two years at Hutchinson Community College under Coach Ryan Schmidt • Earned second-team All-Jayhawk Conference honors • Batted .361 with nine home runs, 16 doubles, five triples and 46 RBIs • Had Tommy John surgery during his freshman year of college • Played high school baseball at Lincoln Pius X under Coach Troy Charf • Garnered second-team all-state honors as a junior and senior • Helped lead the Thunderbolts to three state crowns and one runner-up finish in his four years • Pius X won the title in 2012, 2014 and 2015, while taking second place during Hakel's sophomore year in 2013 • Made the Green Honor Roll.

**Personal:** Born on April 4, 1997 • Parents are Jim and Sally Hakel • Has one sister, Desirae • Majoring in psychology.



## CAREER OVERALL HITTING STATISTICS

Year	AVG.	G-GS	AB	R	H	2B	3B	HR	RBI	TB	SLG%	BB	HBP	SO	GDP	OB%	SF	SH	SB-ATT	PO	A	E	FLD%
2018	.000	7-1	5	1	0	0	0	0	0	0	.000	2	0	4	0	.286	0	0	1-1	1	0	0	1.000
<b>TOTAL</b>	<b>.000</b>	<b>7-1</b>	<b>5</b>	<b>1</b>	<b>0</b>	<b>0</b>	<b>0</b>	<b>0</b>	<b>0</b>	<b>0</b>	<b>.000</b>	<b>2</b>	<b>0</b>	<b>4</b>	<b>0</b>	<b>.286</b>	<b>0</b>	<b>0</b>	<b>1-1</b>	<b>1</b>	<b>0</b>	<b>0</b>	<b>1.000</b>

## CAREER BIG TEN HITTING STATISTICS

Year	AVG.	G-GS	AB	R	H	2B	3B	HR	RBI	TB	SLG%	BB	HBP	SO	GDP	OB%	SF	SH	SB-ATT	PO	A	E	FLD%
2018	.000	3-1	3	0	0	0	0	0	0	0	.000	1	0	2	0	.250	0	0	0-0	1	0	0	1.000
<b>TOTAL</b>	<b>.000</b>	<b>3-1</b>	<b>3</b>	<b>0</b>	<b>0</b>	<b>0</b>	<b>0</b>	<b>0</b>	<b>0</b>	<b>0</b>	<b>.000</b>	<b>1</b>	<b>0</b>	<b>2</b>	<b>0</b>	<b>.250</b>	<b>0</b>	<b>0</b>	<b>0-0</b>	<b>1</b>	<b>0</b>	<b>0</b>	<b>1.000</b>

## CAREER OVERALL PITCHING STATISTICS

Year	ERA	W-L	APP	GS	CG	SHO	SV	IP	H	R	ER	BB	SO	2B	3B	HR	BF	AVG.	WP	HP	BK
2018	0.00	0-0	1	0	0	0/0	0	1.1	0	0	0	2	1	0	0	0	5	.000	0	0	0
<b>TOTAL</b>	<b>0.00</b>	<b>0-0</b>	<b>1</b>	<b>0</b>	<b>0</b>	<b>0/0</b>	<b>0</b>	<b>1.1</b>	<b>0</b>	<b>0</b>	<b>0</b>	<b>2</b>	<b>1</b>	<b>0</b>	<b>0</b>	<b>0</b>	<b>5</b>	<b>.000</b>	<b>0</b>	<b>0</b>	<b>0</b>



**CAREER HITTING HIGHS**

Category	High	Opponent (Last Time)	Date
Hits:	-	--	--
Runs:	1	Kansas State	4/10/18
Doubles:	-	--	--
Triples:	-	--	--
Home Runs:	-	--	--
RBIs:	-	--	--
Walks:	1	2 times (Michigan State)	4/7/18
Stolen Bases:	1	Kansas State	4/10/18

**CAREER PITCHING HIGHS**

Category	High	Opponent (Last Time)	Date
Innings:	1.1	Omaha	4/18/18
Longest Start:	-	--	--
Shortest Start:	-	--	--
Longest Relief:	1.1	Omaha	4/18/18
Hits:	-	--	--
Runs:	-	--	--
Earned Runs:	-	--	--
Walks:	2	Omaha	4/18/18
Strikeouts:	1	Omaha	4/18/18

**MISCELLANEOUS CAREER STATS**

**MULTI-HIT GAMES**

Year	2	3	4	5+	Total
2018	-	-	-	-	-
<b>Total</b>	<b>0</b>	<b>0</b>	<b>0</b>	<b>0</b>	<b>0</b>

**MULTI-RBI GAMES**

Year	2	3	4	5+	Total
2018	-	-	-	-	-
<b>Total</b>	<b>0</b>	<b>0</b>	<b>0</b>	<b>0</b>	<b>0</b>

**LONGEST HITTING STREAK**

0 games

**LONGEST REACHING BASE STREAK**

2 games: March 10, 2018 - April 8, 2018

**CAREER PITCHING APPEARANCES**

Date	Opponent	S/R	W/L/S	IP	H	HR	R-ER	BB-K
4/18/18	Omaha	R	-	1.1	0	0	0-0	2-1





# #3 ALEX HENWOOD

**SENIOR • INF • 5-9 • 168 • B/T: L/R**  
**APPLETON, WIS.**  
**(APPLETON NORTH)**

## HONORS & AWARDS

- Three Letters (2016, 2017, 2018)
- Big Ten Distinguished Scholar (2017, 2018)
- Academic All-Big Ten (2017, 2018)
- Nebraska Scholar-Athlete Honor Roll (Fall 2015, 2016, 2017; Spring 2016, 2017, 2018)
- Tom Osborne Citizenship Team (2016, 2017, 2018)

**2018:** Alex Henwood started 23 games at second base and made 31 appearances overall • Batted .232 (19-for-82) with four doubles, one home run, eight RBIs and 12 runs scored, while going 3-for-3 on stolen bases • Recorded a perfect 1.000 fielding percentage with 64 assists (tied for third-most on the team) and 46 putouts • Had five multi-hit performances • Went 2-for-2 with one run scored at Illinois on May 18 • Had a hit in each of the last two games of the Indiana series with a double and an RBI on May 12 • Went 4-for-7 during the Maryland series with one home run, one stolen base, two doubles, two RBIs and four runs scored • First career home run came on May 5 against Maryland as part of a 2-for-4 day with a stolen base, two RBIs and three runs scored • Went 3-for-6 during the Nevada series with one RBI, three runs scored and one stolen base in the two games he played • Made his first career start on Feb. 16 against UC Riverside and went 1-for-2 with one run scored.

**2017:** Henwood played in seven games, batting .333 (1-for-3) • First career hit came against Omaha on April 25, which was an RBI double.

**2016:** Henwood played in five games during his freshman season • Made his Husker debut at San Diego on Feb. 26 as a pinch hitter and drew a walk • Was 0-for-2 and scored his lone run of the season against Loyola Marymount on March 11.

**Before Nebraska:** Henwood joined the Huskers from Appleton North High School in Wisconsin • Tabbed as the No. 2 shortstop prospect in the state of Wisconsin and the No. 9 overall player by Perfect Game • Ranked as a top 500 overall player in the country and the No. 120 shortstop nationally by Perfect Game • Earned 2014 underclass high-honorable mention All-America honors from Perfect Game • Was selected for all-tournament honors at the 2014 Perfect Game WWBA Kernels Foundation Championships while playing for the GRB Easton Rays • Competed at the 2013 Perfect Game WWBA Underclass World Championships for the St. Louis Pirates • Hit .427 as a senior with three doubles, three triples, one home run, 39 runs scored, 18 RBIs and 25 stolen bases • Was named 2015 Post-Crescent Media Athlete of the Year in baseball • Was a four-time all-conference selection and earned first-team all-state honors in 2015 • Hit for the cycle and had four RBIs in a five-inning game against Neenah High School on May 27, 2015.

**Personal:** Born on Sept. 4, 1996 • Parents are Chris and Tracy Henwood • Has two brothers, Evan and Quin • Majoring in textiles, merchandising and fashion design.

## CAREER OVERALL STATISTICS

Year	AVG.	G-GS	AB	R	H	2B	3B	HR	RBI	TB	SLG%	BB	HBP	SO	GDP	OB%	SF	SH	SB-ATT	PO	A	E	FLD%
2016	.000	5-0	2	1	0	0	0	0	0	0	.000	1	0	1	0	.333	0	0	0-0	1	0	0	1.000
2017	.333	7-0	3	2	1	1	0	0	1	2	.667	2	0	2	0	.600	0	0	0-0	0	4	0	1.000
2018	.232	31-23	82	12	19	4	0	1	8	26	.317	11	6	23	2	.360	1	0	3-3	46	64	0	1.000
<b>TOTAL</b>	<b>.230</b>	<b>43-23</b>	<b>87</b>	<b>15</b>	<b>20</b>	<b>5</b>	<b>0</b>	<b>1</b>	<b>9</b>	<b>28</b>	<b>.322</b>	<b>14</b>	<b>6</b>	<b>26</b>	<b>2</b>	<b>.370</b>	<b>1</b>	<b>0</b>	<b>3-3</b>	<b>47</b>	<b>68</b>	<b>0</b>	<b>1.000</b>

## CAREER BIG TEN STATISTICS

Year	AVG.	G-GS	AB	R	H	2B	3B	HR	RBI	TB	SLG%	BB	HBP	SO	GDP	OB%	SF	SH	SB-ATT	PO	A	E	FLD%
2016	--Did Not Play in Any Big Ten Games--																						
2017	.000	1-0	0	0	0	0	0	0	0	0	.000	0	0	0	0	.000	0	0	0-0	0	0	0	.000
2018	.343	14-8	35	5	12	4	0	1	4	19	.543	2	1	11	1	.395	0	0	1-1	10	27	0	1.000
<b>TOTAL</b>	<b>.343</b>	<b>15-8</b>	<b>35</b>	<b>5</b>	<b>12</b>	<b>4</b>	<b>0</b>	<b>1</b>	<b>4</b>	<b>19</b>	<b>.543</b>	<b>2</b>	<b>1</b>	<b>11</b>	<b>1</b>	<b>.395</b>	<b>0</b>	<b>0</b>	<b>1-1</b>	<b>10</b>	<b>27</b>	<b>0</b>	<b>1.000</b>



**CAREER HIGHS**

Category	High	Opponent (Last Time)	Date
Hits:	2	5 times (Illinois)	5/18/18
Runs:	3	Maryland	5/5/18
Doubles:	2	Maryland	5/6/18
Triples:	-	--	--
Home Runs:	1	Maryland	5/5/18
RBI's:	2	Maryland	5/5/18
Walks:	2	2 times (Nevada)	4/28/18
Stolen Bases:	1	3 times (Maryland)	5/5/18

**MISCELLANEOUS CAREER STATS**

**MULTI-HIT GAMES**

Year	2	3	4	5+	Total
2016	-	-	-	-	-
2017	-	-	-	-	-
2018	5	-	-	-	5
<b>Total</b>	<b>5</b>	<b>0</b>	<b>0</b>	<b>0</b>	<b>5</b>

**MULTI-RBI GAMES**

Year	2	3	4	5+	Total
2016	-	-	-	-	-
2017	-	-	-	-	-
2018	1	-	-	-	1
<b>Total</b>	<b>1</b>	<b>0</b>	<b>0</b>	<b>0</b>	<b>1</b>

**LONGEST HITTING STREAK**

4 games (2 times): Last Time: May 12, 2018 - May 18, 2018

**LONGEST REACHING BASE STREAK**

5 games: April 27, 2018 - May 8, 2018





# #48 BYRON HOOD

**SENIOR • RHP • 5-11 • 185 • B/T: R/R**  
**ROCA, NEB.**  
**(NORRIS)**

## HONORS & AWARDS

- Three Letters (2016, 2017, 2018)
- Nebraska Scholar-Athlete Honor Roll (Fall 2014, 2015; Spring 2015, 2017)

**2018:** Byron Hood made 14 relief appearances, recording a 15.58 ERA with eight strikeouts in 8.2 innings pitched • Didn't allow an earned run from March 10 to April 7, a span of five outings • Held Creighton scoreless in 1.0 inning of relief on April 24 • Pitched 0.2 scoreless inning of relief at Ohio State on April 1 • Struck out two batters in 0.2 inning of relief at Creighton on March 27 • Threw 1.0 inning of relief at Oral Roberts on March 20, allowing three runs (no earned runs) and struck out one batter • Tossed 1.0 no-hit scoreless inning with one strikeout against Northern Colorado on March 14 • Made two relief appearances against No. 2 Oregon State at the Big Ten/Pac-12 Challenge for a total of 1.1 innings • Threw 1.1 innings out of the bullpen against UC Riverside on Feb. 17 and recorded two strikeouts while giving up one run.

**2017:** Hood saw action in five games out of the bullpen in 2017 • Had a 1.50 ERA in 6.0 innings with five strikeouts and five walks • First appearance of the season was on March 4 against Arkansas, where he threw 1.0 scoreless inning • Threw 1.0 scoreless inning with two strikeouts against Northern Colorado on March 8 • Went 3.0 innings against Creighton on April 4, giving up one run • Had a scoreless 1.0 inning outing against Omaha on April 25.

**2016:** Following a redshirt season in 2015, Hood worked out of the Nebraska bullpen in 2016 • Posted a 1-0 record in seven appearances with an 8.00 ERA over 9.0 innings • Notched nine strikeouts and held opposing batters to a .133 average in limited action, but also walked eight batters • Made his debut against Northern Colorado on March 8 and recorded a strikeout in an inning of perfect relief • Earned his first career win after tossing 3.0 innings of perfect relief with two strikeouts against Loyola Marymount on March 11 • Struck out a season-high three batters at Omaha in 1.1 innings on April 6.

**2015:** Hood redshirted his first season at Nebraska.

**Before Nebraska:** Hood joined the Huskers after winning a state title at Norris High School • A native of Roca, Neb., Hood was tabbed as the No. 1 right-handed pitcher in the state of Nebraska and the No. 128 pitcher nationally by Perfect Game • Was 5-0 for the Titans in 2014 with a 2.20 ERA and 60 strikeouts over 43.3 innings • Was named to both the Lincoln Journal Star Super-State and Omaha World-Herald All-Nebraska teams in 2013 and 2014 • Was a 2013 Perfect Game Underclass Second-Team All-American and a first-team All-Central Region pick in 2014 • Winning pitcher for Norris in the 2013 Class B state title game, after the Titans finished runner-up in 2012 • Was 6-0 as a junior in 2013 with a 0.97 ERA and 62 strikeouts • Helped Hickman's American Legion team to three state titles under Will Raftery.

**Personal:** Born on May 31, 1995 • Parents are Colby Hood and Jennifer Hood • Has three brothers, CJ, John and Alex • Earned his bachelor's degree as a management major in December of 2018.

## CAREER OVERALL STATISTICS

Year	ERA	W-L	APP	GS	CG	SHO	SV	IP	H	R	ER	BB	SO	2B	3B	HR	BF	AVG.	WP	HP	BK
2015	--Redshirted--																				
2016	8.00	1-0	7	0	0	0/1	0	9.0	4	8	8	8	9	0	0	1	40	.133	1	2	0
2017	1.50	0-0	5	0	0	0/0	0	6.0	5	1	1	5	5	2	0	0	28	.217	1	0	0
2018	15.58	0-0	14	0	0	0/0	0	8.2	14	20	15	16	8	1	0	1	62	.378	3	5	0
<b>TOTAL</b>	<b>9.13</b>	<b>1-0</b>	<b>26</b>	<b>0</b>	<b>0</b>	<b>0/1</b>	<b>0</b>	<b>23.2</b>	<b>23</b>	<b>29</b>	<b>24</b>	<b>29</b>	<b>22</b>	<b>3</b>	<b>0</b>	<b>2</b>	<b>130</b>	<b>.256</b>	<b>5</b>	<b>7</b>	<b>0</b>

## CAREER BIG TEN STATISTICS

Year	ERA	W-L	APP	GS	CG	SHO	SV	IP	H	R	ER	BB	SO	2B	3B	HR	BF	AVG.	WP	HP	BK
2015	--Redshirted--																				
2016	11.57	0-0	2	0	0	0/0	0	2.1	3	3	3	3	2	0	0	1	14	.333	1	2	0
2017	0.00	0-0	1	0	0	0/0	0	0.0	0	0	0	1	0	0	0	0	1	.000	0	0	0
2018	54.00	0-0	3	0	0	0/0	0	1.0	4	7	6	3	1	0	0	0	12	.571	0	1	0
<b>TOTAL</b>	<b>24.30</b>	<b>0-0</b>	<b>6</b>	<b>0</b>	<b>0</b>	<b>0/0</b>	<b>0</b>	<b>3.1</b>	<b>7</b>	<b>10</b>	<b>9</b>	<b>7</b>	<b>3</b>	<b>0</b>	<b>0</b>	<b>1</b>	<b>27</b>	<b>.438</b>	<b>1</b>	<b>3</b>	<b>0</b>

CAREER HIGHS

Category	High	Opponent (Last Time)	Date
Innings:	3.0	2 times (Creighton)	4/4/17
Longest Start:	-	--	--
Shortest Start:	-	--	--
Longest Relief:	3.0	2 times (Creighton)	4/4/17
Hits:	3	3 times (UC Riverside)	2/17/18
Runs:	5	Michigan State	4/7/18
Earned Runs:	4	2 times (Michigan State)	4/7/18
Walks:	3	3 times (Kansas State)	4/10/18
Strikeouts:	3	Omaha	4/6/16

CAREER PITCHING APPEARANCES

Date	Opponent	S/R	W/L/S	IP	H	HR	R-ER	BB-K
3/8/16	Northern Colorado	R	-	1.0	0	0	0-0	0-1
3/11/16	Loyola Marymount	R	W	3.0	0	0	0-0	0-2
3/18/16	Wichita State	R	-	0.1	1	0	4-4	3-0
3/22/16	Indiana State	R	-	1.0	0	0	0-0	1-1
3/26/16	at Purdue	R	-	0.1	0	0	2-2	1-0
4/6/16	at Omaha	R	-	1.1	0	0	1-1	1-3
4/10/16	Northwestern	R	-	2.0	3	1	1-1	2-2
3/4/17	vs. Arkansas	R	-	1.0	0	0	0-0	0-1
3/8/17	Northern Colorado	R	-	1.0	0	0	0-0	1-2
4/4/17	Creighton	R	-	3.0	3	0	1-1	3-1
4/25/17	Omaha	R	-	1.0	2	0	0-0	0-1
5/12/17	Michigan State	R	-	0.0	0	0	0-0	1-0
2/17/18	vs. UC Riverside	R	-	1.1	3	0	1-1	1-2
2/22/18	vs. Oregon State	R	-	1.0	2	0	1-0	0-1
2/24/18	vs. Oregon State	R	-	0.1	0	0	1-1	0-0
3/8/18	Cal Poly	R	-	0.1	1	0	2-2	2-0
3/10/18	Cal Poly (DH 2)	R	-	0.1	0	0	0-0	2-0
3/14/18	Northern Colorado	R	-	1.0	0	0	0-0	2-1
3/20/18	at Oral Roberts	R	-	1.0	2	1	3-0	0-1
3/27/18	at Creighton	R	-	0.2	0	0	0-0	1-2
4/1/18	at Ohio State	R	-	0.2	2	0	0-0	0-1
4/7/18	at Michigan State	R	-	0.1	2	0	5-4	1-0
4/10/18	at Kansas State	R	-	0.2	1	0	3-3	3-0
4/18/18	Omaha	R	-	0.0	1	0	2-2	1-0
4/24/18	Creighton	R	-	1.0	0	0	0-0	1-0
5/4/18	Maryland	R	-	0.0	0	0	2-2	2-0





# #10 MATT WALDRON

**SENIOR • RHP • 6-2 • 185 • B/T: R/R**  
**OMAHA, NEB.**  
**(WESTSIDE)**

## HONORS & AWARDS

- Three Letters (2016, 2017, 2018)
- 2016 Big Ten All-Freshman Team
- Big Ten Pitcher of the Week (5/16/16)
- Big Ten Freshman of the Week (5/16/16, 5/24/16)
- Nebraska Scholar-Athlete Honor Roll (Spring 2016, 2017)

**2018:** Matt Waldron (pronounced WALL-drun) started each of his last nine outings after coming out of the bullpen for five of his first eight appearances on the mound • His 17 appearances were the third-most on the team and his 12 starts tied for second-most on the team • Led the Husker pitching staff in ERA (4.26) and wins (6) • Ranked second among the Husker pitchers in strikeouts (61), fewest walks (12) and innings pitched (69.2) • Struck out eight Hoosiers in his 7.0-inning victory over Indiana on May 11, giving up two runs on five hits and allowed only one walk • Recorded eight strikeouts in 6.0 innings against Maryland on May 4 • Struck out seven batters and didn't allow any walks in 6.0 innings against Nevada on April 27 on the way to his third win in a row • Recorded seven strikeouts in 6.0 innings at Rutgers on April 21 en route to the win • Earned the win on April 13 in the second game of a doubleheader against Iowa when he went 7.0 innings and allowed three runs on only three hits and one walk, while striking out four Hawkeyes • Allowed two runs (one earned run) in the start at Michigan State on April 8 and earned two strikeouts • Earned the win against Minnesota on March 24 when he threw 7.0 innings and allowed two runs (one earned run), while recording five strikeouts and no walks • Made two appearances at the Big Ten/Pac-12 Challenge, including a start against Oregon State on Feb. 22 • Earned the win in the season opener against UC Riverside on Feb. 16 when he threw 1.1 innings of relief.

**2017:** Waldron logged 55.0 innings, the fourth-most among all Husker pitchers in 2017 • Made 16 appearances, which included six starts • Went 2-5 with a 4.09 ERA • Recorded 43 strikeouts and nine walks • Despite taking a loss in the season opener, didn't give up an earned run in 7.0 innings against UC Riverside on Feb. 17 • Tossed 3.0 scoreless innings of relief against Oklahoma State with a season-high six strikeouts on March 3 • Earned a win on March 7 against Northern Colorado, striking out four in 5.0 innings • Threw 3.0 no-hit innings in a scheduled short start against Kansas State on March 28 • Recorded five strikeouts in 4.0 relief innings at Minnesota on April 22 • Struck out five in 3.0 scoreless innings of relief against Iowa at the Big Ten Tournament on May 26.

**2016:** Waldron was a significant piece of the Huskers' weekend rotation as a true freshman in 2016 and was a unanimous Big Ten All-Freshman Team selection • Made 11 starts over 13 appearances and posted a 7-3 record with a 2.87 ERA • Was 4-1 with a 2.47 ERA in six starts during Big Ten play over a team-high 40.0 innings • Struck out 28 and walked just five • Led the Huskers in wins (7), innings pitched (75.1) and strikeouts (56), while walking just 15 batters • Became just the third Husker freshman since 2000 to post seven or more wins in a season, trailing just Johnny Dorn (12 in 2005) and Jamie Rodrigue (9 in 2000) • Finished the year tied for 15th nationally in wins among freshman pitchers • Went 6.0 innings or more seven times, including a four-start stretch from April 30 to May 20 • Walked one batter or less in each of his first 10 appearances on the year • Walked multiple batters for the first time on May 20 against Indiana, but tossed 8.0 shutout innings against the Hoosiers and struck out a season-high seven batters • Was named Big Ten Pitcher of the Week and Big Ten Freshman of the Week after tossing a complete-game shutout against Penn State on May 14, the first by a Husker since Tom Lemke against Texas A&M in 2010 • Started NU's NCAA Tournament opener against Oklahoma State and lasted a season-low 3.2 innings.

**Before Nebraska:** Waldron joined the Huskers after a successful prep career at Westside High School in Omaha • Helped the Warriors win three straight Class A state titles in 2013, 2014 and 2015 • Tossed a no-hitter with 12 strikeouts in the 2015 state title game, a 1-0 win over Millard South • Tabbed as the No. 2 right-handed pitcher in the state of Nebraska and the No. 4 overall player by Perfect Game • Ranked as a top-275 right-handed pitcher in the nation by Perfect Game • Was named an honorary captain of the Omaha World-Herald All-Nebraska team in 2015 and was also a first-team Super-State selection by the Lincoln Journal Star • Was 9-0 as a senior with a 1.29 ERA over 65 innings • Notched 82 strikeouts to just seven walks and held opponents to a .177 batting average • Earned first-team Super-State honors from the Lincoln Journal Star and first-team All-Nebraska honors from the Omaha World-Herald for the second straight year in 2014 as a pitcher • Was 6-0 with a 1.35 ERA and 35 strikeouts in 41.1 innings of work as a junior in 2014 • Posted a 6-2 record with a 1.42 ERA and 40 strikeouts in 46.2 innings as a sophomore in 2013 • Tossed a complete-game shutout against Millard West in the 2013 Class A state title game.

**Personal:** Born on Sept. 26, 1996 • Parents are Steve and Brenda Waldron • Has one sister, Lauren, and two brothers, Mike and Mark • Twin brother, Mike, is also on the baseball team • Majoring in psychology.

## CAREER OVERALL STATISTICS

Year	ERA	W-L	APP	GS	CG	SHO	SV	IP	H	R	ER	BB	SO	2B	3B	HR	BF	AVG.	WP	HP	BK
2016	2.87	7-3	13	11	1	1/2	0	75.1	73	32	24	15	56	6	1	5	310	.257	4	5	1
2017	4.09	2-5	16	6	0	0/0	0	55.0	68	32	25	9	43	9	2	3	239	.301	3	4	0
2018	4.26	6-4	17	12	0	0/0	0	69.2	80	39	33	12	61	8	0	13	298	.292	2	5	0
<b>TOTAL</b>	<b>3.69</b>	<b>15-12</b>	<b>46</b>	<b>29</b>	<b>1</b>	<b>1/2</b>	<b>0</b>	<b>200.0</b>	<b>221</b>	<b>103</b>	<b>82</b>	<b>36</b>	<b>160</b>	<b>23</b>	<b>3</b>	<b>21</b>	<b>847</b>	<b>.282</b>	<b>9</b>	<b>14</b>	<b>1</b>

## CAREER BIG TEN STATISTICS

Year	ERA	W-L	APP	GS	CG	SHO	SV	IP	H	R	ER	BB	SO	2B	3B	HR	BF	AVG.	WP	HP	BK
2016	2.47	4-1	6	6	1	1/1	0	40.0	37	15	11	5	28	3	1	1	161	.245	3	3	0
2017	5.40	0-2	6	0	0	0/0	0	18.1	22	12	11	2	16	5	1	1	77	.293	1	0	0
2018	4.25	4-3	8	8	0	0/0	0	48.2	46	27	23	10	44	5	0	8	200	.256	1	3	0
<b>TOTAL</b>	<b>3.79</b>	<b>8-6</b>	<b>20</b>	<b>14</b>	<b>1</b>	<b>1/1</b>	<b>0</b>	<b>107.0</b>	<b>105</b>	<b>54</b>	<b>45</b>	<b>17</b>	<b>88</b>	<b>13</b>	<b>2</b>	<b>10</b>	<b>438</b>	<b>.259</b>	<b>5</b>	<b>6</b>	<b>0</b>

CAREER HIGHS

Category	High	Opponent (Last Time)	Date
Innings:	9.0	Penn State	5/14/16
Longest Start:	9.0	Penn State	5/14/16
Shortest Start:	3.0	2 times (Cal Poly)	3/8/18
Longest Relief:	6.0	Tulane	2/28/16
Hits:	11	CSU Bakersfield	3/21/17
Runs:	7	2 times (Ohio State)	4/28/17
Earned Runs:	7	2 times (Ohio State)	4/28/17
Walks:	3	2 times (Rutgers)	4/21/18
Strikeouts:	8	2 times (Indiana)	5/11/18

CAREER PITCHING APPEARANCES

Date	Opponent	S/R	W/L/S	IP	H	HR	R-ER	BB-K
2/20/16	at C. of Charleston	R	-	1.2	3	1	5-3	1-1
2/28/16	vs. Tulane	R	W	6.0	4	1	2-2	1-4
3/5/16	at Long Beach St.	S	L	5.0	5	1	3-3	1-5
3/12/16	Loyola Marymount	S	W	6.2	6	0	0-0	1-5
3/20/16	Wichita State	S	W	6.2	5	0	0-0	1-5
3/27/16	at Purdue	S	W	5.2	5	0	4-3	1-4
4/3/16	Illinois	S	-	5.1	9	0	6-4	0-3
4/30/16	at Rutgers	S	W	6.0	6	0	1-1	1-4
5/8/16	at Michigan State	S	L	6.0	10	1	4-3	1-4
5/14/16	Penn State	S	W	9.0	4	0	0-0	0-6
5/20/16	Indiana	S	W	8.0	3	0	0-0	2-7
5/26/16	vs. Indiana	S	-	5.2	5	0	2-0	3-4
6/3/16	vs. Oklahoma State	S	L	3.2	8	1	5-5	2-4
2/17/17	vs. UC Riverside	S	L	7.0	6	1	4-0	0-3
2/23/17	vs. Oregon State	S	L	3.1	10	0	7-7	2-1
3/3/17	vs. Oklahoma State	R	-	3.0	2	0	0-0	1-6
3/7/17	Northern Colorado	S	W	5.0	8	0	2-2	0-4
3/17/17	C. of Charleston	R	-	1.1	2	0	0-0	1-2
3/21/17	at CSU Bakersfield	S	-	6.0	11	1	4-4	0-2
3/28/17	Kansas State	S	W	3.0	0	0	0-0	2-2
4/1/17	at Indiana	R	-	3.0	0	0	0-0	0-3
4/4/17	Creighton	R	-	1.0	1	0	0-0	0-1
4/8/17	Maryland	R	L	3.2	5	0	2-1	1-3
4/15/17	Iowa	R	-	0.2	3	0	2-2	0-0
4/18/17	at Creighton	S	L	4.0	5	0	3-1	1-1
4/22/17	at Minnesota	R	-	4.0	3	1	1-1	0-5
4/28/17	at Ohio State	R	L	5.0	10	0	7-7	1-4
5/20/17	at Penn State	R	-	2.0	1	0	0-0	0-1
5/26/17	vs. Iowa	R	-	3.0	1	0	0-0	0-5
2/16/18	vs. UC Riverside	R	W	1.1	4	0	2-1	0-1
2/18/18	vs. Washington St.	R	-	1.1	3	0	1-1	0-1
2/22/18	vs. Oregon State	S	L	2.0	6	0	1-0	0-2
2/25/18	vs. Utah	R	-	0.1	1	0	0-0	0-0
3/3/18	at Wichita State	R	-	2.2	3	1	1-1	0-1
3/8/18	Cal Poly	S	-	3.0	4	1	3-3	2-2
3/13/18	Northern Colorado	S	-	4.0	6	1	1-1	0-2
3/20/18	at Oral Roberts	R	-	0.1	0	0	0-0	0-1
3/24/18	Minnesota	S	W	7.0	8	0	2-1	0-5
3/31/18	at Ohio State	S	L	6.0	9	1	5-5	0-6
4/8/18	at Michigan State	S	-	4.0	6	0	2-1	1-2
4/13/18	Iowa (DH 2)	S	W	7.0	3	2	3-3	1-4
4/21/18	at Rutgers	S	W	6.0	7	0	3-2	3-7
4/27/18	Nevada	S	W	6.0	7	2	3-3	0-7
5/4/18	Maryland	S	L	6.0	4	2	6-5	2-8
5/11/18	Indiana	S	W	7.0	5	1	2-2	1-8
5/17/18	at Illinois	S	L	5.2	4	2	4-4	2-4





# #32 MIKE WALDRON

**SENIOR • UTL • 6-2 • 203 • B/T: R/R**  
**OMAHA, NEB.**  
**(WESTSIDE)**

## HONORS & AWARDS

- Three Letters (2016, 2017, 2018)
- Academic All-Big Ten (2017)
- Nebraska Scholar-Athlete Honor Roll (Fall 2015; Spring 2016)

**2018:** Mike Waldron (pronounced WALL-drun) led the Husker pitching staff with 21 appearances, which included three starts on the mound • Went 2-2 with one save and compiled a 6.29 ERA with 26 strikeouts in 44.1 innings pitched • Tossed 2.0 scoreless innings of relief against Indiana on May 12 • Went 3.2 innings in the start at Creighton on May 8 and gave up two runs • Earned the win on April 26 against Nevada when he came out of the bullpen for 5.0 innings and allowed two runs, while recording three strikeouts and didn't walk any batters • Earned a 3.0-inning save at Rutgers on April 21, allowing one run, after his brother Matt threw the first 6.0 innings • Recorded two strikeouts in 3.0 no-hit scoreless innings of relief against Kansas State on April 17 • Matched a career high with five strikeouts in 2.2 innings of relief at Creighton on March 27 • Earned his first career win on March 14 when he threw 3.1 innings in the start against Northern Colorado, allowing only two hits and recording five strikeouts • Threw 2.0 no-hit scoreless innings out of the bullpen with two strikeouts at Wichita State on March 4 • Tossed 1.2 scoreless innings of relief against No. 2 Oregon State on Feb. 22.

**2017:** Waldron played in 16 games, including 10 starts at third base • Batted .250 (9-for-36) with three runs scored, two RBIs and one double • Recorded hits in his first two outings of the season, against Oregon State on Feb. 23 and against Utah on Feb. 26 • First career multi-hit (2) and multi-run (2) game at Cal Poly on March 25 • Roped his first career double against Cal Poly on March 25 • Had one hit in each of his next two games against Kansas State (March 28) and Indiana (March 31).

**2016:** Waldron played in six games as a true freshman, including a start at Michigan State on May 8 • Hit .286 (2-for-7) in limited at-bats, scored one run and drove in a run • Made his Husker debut as a pinch hitter against Northern Colorado on March 8 • Recorded his first hit and scored a run against Northwestern on April 10 • Pinch hit at Creighton May 17 and plated a run with an RBI single.

**Before Nebraska:** Waldron joined the Huskers after a successful prep career at Westside High School in Omaha • Helped the Warriors win three straight Class A state titles in 2013, 2014 and 2015 • Drove in the eventual game-winning run with a sixth-inning double in the 2015 state title game, a 1-0 win over Millard South • Tabbed as the No. 4 right-handed pitcher in the state of Nebraska and the No. 12 overall player by Perfect Game • Was named an honorary captain of the Omaha World-Herald All-Nebraska team in 2015 and was also a first-team Super-State selection by the Lincoln Journal Star • Was a first-team selection by both publications as a sophomore, junior and senior • Was both a threat on the mound and at the plate • Posted a 4-2 record as a senior with a 1.94 ERA and 49 strikeouts in 39 innings • Hit .365 for the Warriors with 11 doubles, one home run and 32 RBIs • Hit .415 with runners in scoring position.

**Personal:** Born on Sept. 26, 1996 • Parents are Steve and Brenda Waldron • Has one sister, Lauren, and two brothers, Matt and Mark • Twin brother, Matt, is also on the baseball team • Majoring in finance.



## CAREER OVERALL PITCHING STATISTICS

Year	ERA	W-L	APP	GS	CG	SHO	SV	IP	H	R	ER	BB	SO	2B	3B	HR	BF	AVG.	WP	HP	BK
2016	6.75	0-0	3	0	0	0/0	0	1.1	2	1	1	1	1	0	0	0	7	.333	0	0	0
2017	--Did Not Pitch--																				
2018	6.29	2-2	21	3	0	0/0	1	44.1	59	34	31	14	26	11	1	4	208	.326	2	4	0
<b>TOTAL</b>	<b>6.31</b>	<b>2-2</b>	<b>24</b>	<b>3</b>	<b>0</b>	<b>0/0</b>	<b>1</b>	<b>45.2</b>	<b>61</b>	<b>35</b>	<b>32</b>	<b>15</b>	<b>27</b>	<b>11</b>	<b>1</b>	<b>4</b>	<b>215</b>	<b>.326</b>	<b>2</b>	<b>4</b>	<b>0</b>

## CAREER BIG TEN PITCHING STATISTICS

Year	ERA	W-L	APP	GS	CG	SHO	SV	IP	H	R	ER	BB	SO	2B	3B	HR	BF	AVG.	WP	HP	BK
2016	0.00	0-0	1	0	0	0/0	0	0.1	0	0	0	0	0	0	0	0	1	.000	0	0	0
2017	--Did Not Pitch--																				
2018	7.41	0-0	8	0	0	0/0	1	17.0	29	15	14	4	7	5	1	2	84	.392	1	2	0
<b>TOTAL</b>	<b>7.27</b>	<b>0-0</b>	<b>9</b>	<b>0</b>	<b>0</b>	<b>0/0</b>	<b>1</b>	<b>17.1</b>	<b>29</b>	<b>15</b>	<b>14</b>	<b>4</b>	<b>7</b>	<b>5</b>	<b>1</b>	<b>2</b>	<b>85</b>	<b>.387</b>	<b>1</b>	<b>2</b>	<b>0</b>



## CAREER PITCHING HIGHS

Category	High	Opponent (Last Time)	Date
Innings:	5.0	Nevada	4/26/18
Longest Start:	3.2	Creighton	5/8/18
Shortest Start:	1.1	Oral Roberts	3/20/18
Longest Relief:	5.0	Nevada	4/26/18
Hits:	6	2 times (Creighton)	5/8/18
Runs:	5	2 times (Maryland)	5/4/18
Earned Runs:	5	2 times (Maryland)	5/4/18
Walks:	2	3 times (Oral Roberts)	3/20/18
Strikeouts:	5	2 times (Creighton)	3/27/18

## CAREER HITTING HIGHS

Category	High	Opponent (Last Time)	Date
Hits:	2	2 times (Maryland)	4/9/17
Runs:	2	Cal Poly	3/25/17
Doubles:	1	Cal Poly	3/25/17
Triples:	-	--	--
Home Runs:	-	--	--
RBI's:	1	3 times (Cal Poly)	3/25/17
Walks:	1	3 times (Kansas State)	4/11/17
Stolen Bases:	-	--	--

## CAREER PITCHING APPEARANCES

Date	Opponent	S/R	W/L/S	IP	H	HR	R-ER	BB-K
2/26/16	at San Diego	R	-	0.1	1	0	0-0	0-0
4/1/16	Illinois	R	-	0.1	0	0	0-0	0-0
4/5/16	Kansas State	R	-	0.2	1	0	1-1	1-1
2/17/18	vs. UC Riverside	R	-	0.2	3	1	3-3	0-0
2/22/18	vs. Oregon State	R	-	1.2	2	0	0-0	0-0
3/4/18	at Wichita State	R	-	2.0	0	0	0-0	0-2
3/8/18	Cal Poly	R	L	0.1	0	0	2-0	2-0
3/10/18	Cal Poly (DH 2)	R	-	1.1	1	0	0-0	0-0
3/14/18	Northern Colorado	S	W	3.1	2	0	1-1	2-5
3/20/18	at Oral Roberts	S	L	1.1	5	0	5-5	2-0
3/23/18	Minnesota	R	-	4.0	4	0	1-1	1-0
3/27/18	at Creighton	R	-	2.2	3	0	2-2	1-5
3/31/18	at Ohio State	R	-	1.2	4	0	2-2	1-1
4/7/18	at Michigan State	R	-	2.0	6	0	4-3	0-0
4/10/18	at Kansas State	R	-	1.1	2	0	1-1	1-1
4/13/18	Iowa (DH 2)	R	-	1.0	1	1	1-1	0-1
4/17/18	Kansas State	R	-	3.0	0	0	0-0	0-2
4/21/18	at Rutgers	R	S	3.0	3	0	1-1	1-2
4/24/18	Creighton	R	-	1.0	1	0	1-1	1-1
4/26/18	Nevada	R	W	5.0	5	1	2-2	0-3
5/4/18	Maryland	R	-	1.0	5	1	5-5	0-1
5/8/18	at Creighton	S	-	3.2	6	0	2-2	1-0
5/12/18	Indiana	R	-	2.0	2	0	0-0	0-1
5/17/18	at Illinois	R	-	2.1	4	0	1-1	1-1

## MISCELLANEOUS CAREER HITTING STATS

## MULTI-HIT GAMES

Year	2	3	4	5+	Total
2016	-	-	-	-	-
2017	2	-	-	-	2
2018	-	-	-	-	-
<b>Total</b>	<b>2</b>	<b>0</b>	<b>0</b>	<b>0</b>	<b>2</b>

## MULTI-RBI GAMES

Year	2	3	4	5+	Total
2016	-	-	-	-	-
2017	-	-	-	-	-
2018	-	-	-	-	-
<b>Total</b>	<b>0</b>	<b>0</b>	<b>0</b>	<b>0</b>	<b>0</b>

## LONGEST HITTING STREAK

3 games: March 25, 2017 - March 31, 2017

## LONGEST REACHING BASE STREAK

3 games (2 times): Last Time: April 9, 2017 - April 15, 2017

## CAREER OVERALL HITTING STATISTICS

Year	AVG.	G-GS	AB	R	H	2B	3B	HR	RBI	TB	SLG%	BB	HBP	SO	GDP	OB%	SF	SH	SB-ATT	PO	A	E	FLD%
2016	.286	6-1	7	1	2	0	0	0	1	2	.286	1	0	2	0	.375	0	0	0-1	7	0	0	1.000
2017	.250	16-10	36	3	9	1	0	0	2	10	.278	2	0	12	0	.289	0	0	0-0	10	20	2	.938
2018	.000	0-0	0	0	0	0	0	0	0	0	.000	0	0	0	0	.000	0	0	0-0	1	9	0	1.000
<b>TOTAL</b>	<b>.256</b>	<b>22-11</b>	<b>43</b>	<b>4</b>	<b>11</b>	<b>1</b>	<b>0</b>	<b>0</b>	<b>3</b>	<b>12</b>	<b>.279</b>	<b>3</b>	<b>0</b>	<b>14</b>	<b>0</b>	<b>.304</b>	<b>0</b>	<b>0</b>	<b>0-1</b>	<b>18</b>	<b>29</b>	<b>2</b>	<b>.959</b>

## CAREER BIG TEN HITTING STATISTICS

Year	AVG.	G-GS	AB	R	H	2B	3B	HR	RBI	TB	SLG%	BB	HBP	SO	GDP	OB%	SF	SH	SB-ATT	PO	A	E	FLD%
2016	.200	3-1	5	1	1	0	0	0	0	1	.200	1	0	1	0	.333	0	0	0-1	6	0	0	1.000
2017	.333	6-3	12	0	4	0	0	0	0	4	.333	0	0	4	0	.333	0	0	0-0	5	7	2	.857
2018	.000	0-0	0	0	0	0	0	0	0	0	.000	0	0	0	0	.000	0	0	0-0	0	6	0	1.000
<b>TOTAL</b>	<b>.294</b>	<b>9-4</b>	<b>17</b>	<b>1</b>	<b>5</b>	<b>0</b>	<b>0</b>	<b>0</b>	<b>0</b>	<b>5</b>	<b>.294</b>	<b>1</b>	<b>0</b>	<b>5</b>	<b>0</b>	<b>.333</b>	<b>0</b>	<b>0</b>	<b>0-1</b>	<b>11</b>	<b>13</b>	<b>2</b>	<b>.923</b>





# #5 JOE ACKER

**JUNIOR • OF • 6-0 • 192 • B/T: R/R**  
**WAUKESHA, WIS.**  
**(MARQUETTE)**

## HONORS & AWARDS

- Two Letters (2017, 2018)
- Academic All-Big Ten (2018)
- Nebraska Scholar-Athlete Honor Roll (Fall 2016, 2017; Spring 2017, 2018)

**2018:** Joe Acker started 15 games in center field and made 24 appearances overall • Batted .192 (10-for-52) with three RBIs and nine runs scored • Went 1-for-2 against Nevada on April 28 with one RBI and one run scored • Went 1-for-3 with one run scored at Rutgers on April 21 • Scored a run as part of a 1-for-3 day at Ohio State on March 30 • Went 1-for-4 with an RBI against Minnesota on March 24 • Had a hit in each of his two starts during the Cal Poly series and scored two runs • Went 1-for-5 with an RBI against Utah on Feb. 23.

**2017:** Acker made 15 showings, including three starts in the outfield, during his first year at Nebraska • Hit .154 (2-for-13) with three runs scored and two RBIs • Made his Husker debut on March 4 against Arkansas, where he drew two walks and had an RBI • First start was the second game of a doubleheader at Cal Poly on March 25, where he went 1-for-4 with a double, a run scored and an RBI • Went 1-for-1 against Kansas State on March 28.

**Before Nebraska:** A native of Waukesha, Wis., Acker joined the Huskers from Marquette High School, where he led the Hilltoppers to a 27-8 record and a runner-up finish at the 2016 state tournament under Coach Sal Bando Jr. • Ranked by Perfect Game as a top-300 overall player in the country and the No. 45 outfielder • Tabbed as the No. 4 overall player in the state of Wisconsin and the No. 1 outfielder in the state • Was a 2016 Rawlings-Perfect Game Honorable-Mention All-American and second-team All-Central Region pick • Played summer ball for the GRB Rays, which produced fellow Husker Alex Henwood and former Husker Scott Schreiber.

**Personal:** Born on April 15, 1998 in Waukesha, Wis. • Parents are Mary Acker and Mike Acker • Has one sister, Kate, and one brother, Luke • Majoring in business administration.



## CAREER OVERALL STATISTICS

Year	AVG.	G-GS	AB	R	H	2B	3B	HR	RBI	TB	SLG%	BB	HBP	SO	GDP	OB%	SF	SH	SB-ATT	PO	A	E	FLD%
2017	.154	15-3	13	3	2	1	0	0	2	3	.231	2	0	5	0	.267	0	0	0-0	9	0	1	.900
2018	.192	24-15	52	9	10	0	0	0	3	10	.192	9	1	10	0	.323	0	1	0-0	51	0	0	1.000
<b>TOTAL</b>	<b>.185</b>	<b>39-18</b>	<b>65</b>	<b>12</b>	<b>12</b>	<b>1</b>	<b>0</b>	<b>0</b>	<b>5</b>	<b>13</b>	<b>.200</b>	<b>11</b>	<b>1</b>	<b>15</b>	<b>0</b>	<b>.312</b>	<b>0</b>	<b>1</b>	<b>0-0</b>	<b>60</b>	<b>0</b>	<b>1</b>	<b>.984</b>

## CAREER BIG TEN STATISTICS

Year	AVG.	G-GS	AB	R	H	2B	3B	HR	RBI	TB	SLG%	BB	HBP	SO	GDP	OB%	SF	SH	SB-ATT	PO	A	E	FLD%
2017	.000	7-1	3	0	0	0	0	0	0	0	.000	0	0	2	0	.000	0	0	0-0	3	0	0	1.000
2018	.182	10-6	22	2	4	0	0	0	1	4	.182	3	0	8	0	.280	0	0	0-0	19	0	0	1.000
<b>TOTAL</b>	<b>.160</b>	<b>17-7</b>	<b>25</b>	<b>2</b>	<b>4</b>	<b>0</b>	<b>0</b>	<b>0</b>	<b>1</b>	<b>4</b>	<b>.160</b>	<b>3</b>	<b>0</b>	<b>10</b>	<b>0</b>	<b>.250</b>	<b>0</b>	<b>0</b>	<b>0-0</b>	<b>22</b>	<b>0</b>	<b>0</b>	<b>1.000</b>

**CAREER HIGHS**

Category	High	Opponent (Last Time)	Date
Hits:	1	12 times (Illinois)	5/18/18
Runs:	2	Omaha	4/25/17
Doubles:	1	Cal Poly	3/25/17
Triples:	-	--	--
Home Runs:	-	--	--
RBI's:	1	5 times (Nevada)	4/28/18
Walks:	2	3 times (Nevada)	4/28/18
Stolen Bases:	-	--	--

**MISCELLANEOUS CAREER STATS**

**MULTI-HIT GAMES**

Year	2	3	4	5+	Total
2017	-	-	-	-	-
2018	-	-	-	-	-
<b>Total</b>	<b>0</b>	<b>0</b>	<b>0</b>	<b>0</b>	<b>0</b>

**MULTI-RBI GAMES**

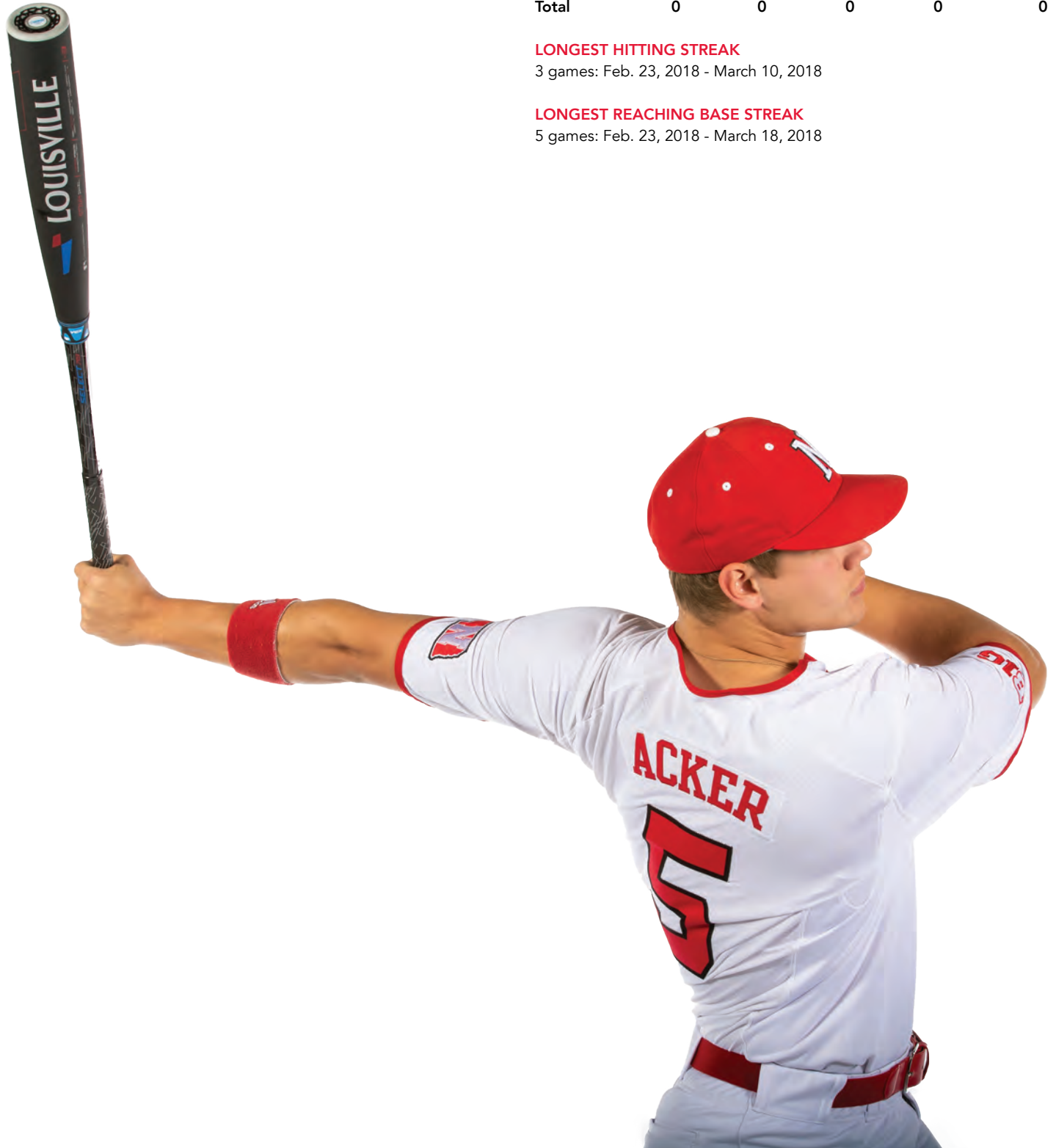
Year	2	3	4	5+	Total
2017	-	-	-	-	-
2018	-	-	-	-	-
<b>Total</b>	<b>0</b>	<b>0</b>	<b>0</b>	<b>0</b>	<b>0</b>

**LONGEST HITTING STREAK**

3 games: Feb. 23, 2018 - March 10, 2018

**LONGEST REACHING BASE STREAK**

5 games: Feb. 23, 2018 - March 18, 2018





# #39 MOJO HAGGE

**JUNIOR • OF • 5-7 • 174 • B/T: L/R**  
**OMAHA, NEB.**  
**(SKUTT CATHOLIC)**

## HONORS & AWARDS

- Two Letters (2017, 2018)
- Big Ten Freshman of the Week (5/22/17)
- Frisco College Baseball Classic All-Tournament Team (2017)
- Academic All-Big Ten (2018)
- Nebraska Scholar-Athlete Honor Roll (Fall 2016, 2017; Spring 2017)
- Big Ten Sportsmanship Award (2018)

**2018:** Mojo Hagge (pronounced Hag-ee) played in all 52 games, with 47 starts, making 46 starts in left field and one start in center field • Had the third-best batting average on the team (.275), behind only All-Big Ten performers Jesse Wilkening (.372) and Scott Schreiber (.369) • His 52 hits tied for third on the team • Led the Huskers in triples (3) • His 45 runs scored tied for second on the team • Tallied seven doubles, two home runs and 21 RBIs, while going 3-for-5 stealing bases • Team-best 15-game hitting streak spanned from April 20 to May 17 • Recorded 10 multi-hit efforts and three multi-RBI performances • Drove in one run as part of a 2-for-5 day in the season finale on May 19 at Illinois • Went 2-for-3 at Creighton on May 8 with a double and two runs scored • Had a hit in all three games during the Nevada series with two doubles, three RBIs and five runs scored for the weekend • Managed at least one hit in all three games during the Rutgers series, going 4-for-12 with one home run, one double, one RBI, one stolen base and three runs scored • Went 2-for-4 with one RBI and one run scored against Kansas State on April 17 • Smashed a solo home run at Kansas State on April 10 • Had at least one hit in all three games during the Ohio State series, going 5-for-14 with one triple, one double, two RBIs and three runs scored • Went 1-for-1 with two runs scored, two RBIs and a stolen base at Oral Roberts on March 21 • Went 4-for-9 during the Northwestern State series with two RBIs, one double and one run scored, including a 3-for-5 showing on March 17 • Went 6-for-12 during the Wichita State series with one triple and a team-high four runs scored • In the series finale against the Shockers on March 4, went 3-for-5 with three runs scored • Scored five runs over a four-game stretch against UC Riverside and Washington State.

**2017:** Hagge had a breakout freshman campaign, making 56 appearances, including 16 starts in left field and 33 starts in right field • Hit .277 with a team-leading three triples • His 57 hits included eight doubles and one home run • Scored 33 runs, the fifth-most on the team • Tallied 27 RBIs, the fifth-most on the team • Went 2-for-4 stealing bases • His .991 fielding percentage ranked fifth on the team • His 106 putouts were fifth-most on the team • First career home run came at the Big Ten Tournament on May 24 against Purdue • Totaled 13 multi-hit games, including a pair of four-hit efforts • Had seven multi-RBI performances, including a season-high three RBIs against Penn State on May 20 • In the Big Ten regular-season title-clinching game at Penn State on May 20, matched a career high with four hits • Tripled at Penn State on May 18 • Named Big Ten Freshman of the Week on May 22 after the Penn State series • Went 4-for-5 with one run and one RBI against Rutgers on May 6 • Went 3-for-5 with three runs scored in the series finale at Ohio State on April 30 • Reached base in each of the first 21 games of his career • Roped a two-out, two-RBI triple in the eighth inning against Iowa on April 16, eventually scoring the game-winning run • Went 3-for-5 with a double in NU's series-clinching win over Maryland on April 9 • Notched a double and a triple at Cal Poly on March 25 • Went 3-for-5 with two runs scored against Northern Colorado on March 8 • Recorded two hits and scored NU's lone run in a 1-0 win over No. 14 Arizona on March 5 • Went 2-for-3 in his Husker debut against UC Riverside on Feb. 17 • Named to the Frisco College Baseball Classic All-Tournament Team.

**Before Nebraska:** Hagge joined the Huskers from Omaha Skutt Catholic High School, where he was part of Class B runner-up teams in 2014 and 2016 under Coach Shawn Exner • Was a first-team Super-State pick by the Lincoln Journal Star and first-team All-Nebraska selection by the Omaha World-Herald in 2016 • Hit .455 as a senior with nine doubles, three triples, two home runs and 23 RBIs • Also scored 35 runs, stole 14 bases and slugged .666 • Opened the 2016 state tournament against Gretna with a double and three triples, a state tournament record for triples in a single game • Produced a .466 batting average as a junior and was a first-team Class B all-state honoree • Was a two-time letterwinner in both baseball and football.

**Personal:** Born on Sept. 28, 1997, in Omaha, Neb. • Parents are Dawn and Morrie Hagge • Has two sisters, Mackenzie and Meredith, and one brother, Michael • Majoring in civil engineering.

## CAREER OVERALL STATISTICS

Year	AVG.	G-GS	AB	R	H	2B	3B	HR	RBI	TB	SLG%	BB	HBP	SO	GDP	OB%	SF	SH	SB-ATT	PO	A	E	FLD%
2017	.277	56-49	206	33	57	8	3	1	27	74	.359	23	2	45	2	.353	1	2	2-4	106	3	1	.991
2018	.275	52-47	189	45	52	7	3	2	21	71	.376	24	4	18	7	.369	0	7	3-5	95	3	2	.980
<b>TOTAL</b>	<b>.276</b>	<b>108-96</b>	<b>395</b>	<b>78</b>	<b>109</b>	<b>15</b>	<b>6</b>	<b>3</b>	<b>48</b>	<b>145</b>	<b>.367</b>	<b>47</b>	<b>6</b>	<b>63</b>	<b>9</b>	<b>.361</b>	<b>1</b>	<b>9</b>	<b>5-9</b>	<b>201</b>	<b>6</b>	<b>3</b>	<b>.986</b>

## CAREER BIG TEN STATISTICS

Year	AVG.	G-GS	AB	R	H	2B	3B	HR	RBI	TB	SLG%	BB	HBP	SO	GDP	OB%	SF	SH	SB-ATT	PO	A	E	FLD%
2017	.256	23-20	86	14	22	3	2	0	11	29	.337	7	1	16	0	.319	0	1	1-1	51	3	0	1.000
2018	.282	22-19	85	14	24	3	2	1	7	34	.400	5	1	9	0	.330	0	3	1-2	52	1	1	.981
<b>TOTAL</b>	<b>.269</b>	<b>45-39</b>	<b>171</b>	<b>28</b>	<b>46</b>	<b>6</b>	<b>4</b>	<b>1</b>	<b>18</b>	<b>63</b>	<b>.368</b>	<b>12</b>	<b>2</b>	<b>25</b>	<b>0</b>	<b>.324</b>	<b>0</b>	<b>4</b>	<b>2-3</b>	<b>103</b>	<b>4</b>	<b>1</b>	<b>.991</b>



**CAREER HIGHS**

Category	High	Opponent (Last Time)	Date
Hits:	4	2 times (Penn State)	5/20/17
Runs:	3	4 times (Nevada)	4/28/18
Doubles:	1	15 times (Creighton)	5/8/18
Triples:	1	6 times (Maryland)	5/4/18
Home Runs:	1	3 times (Rutgers)	4/21/18
RBI's:	3	Penn State	5/20/17
Walks:	3	Iowa	4/14/17
Stolen Bases:	1	5 times (Rutgers)	4/22/18

**MISCELLANEOUS CAREER STATS**

**MULTI-HIT GAMES**

Year	2	3	4	5+	Total
2017	7	4	2	-	13
2018	7	3	-	-	10
<b>Total</b>	<b>14</b>	<b>7</b>	<b>2</b>	<b>0</b>	<b>23</b>

**MULTI-RBI GAMES**

Year	2	3	4	5+	Total
2017	6	1	-	-	7
2018	3	-	-	-	3
<b>Total</b>	<b>9</b>	<b>1</b>	<b>0</b>	<b>0</b>	<b>10</b>

**LONGEST HITTING STREAK**

15 games: April 20, 2018 - May 17, 2018

**LONGEST REACHING BASE STREAK**

21 games: Feb. 17, 2017 - March 28, 2017





# #22 BEN KLENKE

**JUNIOR • UTL • 6-2 • 205 • B/T: L/R**  
**SEWARD, NEB.**  
**(SEWARD)**

## HONORS & AWARDS

- Two Letters (2017, 2018)
- Nebraska Scholar-Athlete Honor Roll (Spring 2016)
- Tom Osborne Citizenship Team (2016)

**2018:** Ben Klenke (pronounced KLAYN-key) started 21 of his 30 appearances with 11 starts in right field, nine starts in center field and one start in left field, while making a pair of relief pitching appearances • Hit .197 (15-for-76) with four doubles, one triple, 14 RBIs and eight runs scored • Season-long reaching base streak spanned 11 games from March 30 to April 22 • Pitched 1.0 inning at Creighton on May 8 • Went 2-for-6 during the Maryland series with a double, four RBIs and one run scored • Made his pitching debut on April 24 when he threw 1.0 inning of relief against Creighton and allowed one run (zero earned runs) • Managed a hit in both of his starts during the Rutgers series, going 2-for-6 in two games against the Scarlet Knights • Drove in two runs and had one stolen base as part of a 1-for-3 day at Michigan State on April 7 • Managed a hit in all three games during the Ohio State series, going 3-for-6 with one RBI, one double and one triple • Recorded a career-high five RBIs as part of a 2-for-4 performance with two doubles and two runs scored in the first game of a doubleheader against Cal Poly on March 10 • Went 2-for-4 against No. 2 Oregon State on Feb. 24, tying for the most hits by a Husker in the game.

**2017:** Klenke made 11 appearances, including three starts in right field • Batted .077 (1-for-13) • First career hit came against Omaha on April 25 • Made Husker debut in the season opener against UC Riverside on Feb. 17.

**2016:** Klenke redshirted his first season at Nebraska.

**Before Nebraska:** Klenke joined the Huskers from Seward High School in Nebraska, where he helped the Bluejays earn the No. 4 seed at the 2015 Class B state tournament after the Bluejays were the No. 6 seed in 2014 • Was named first-team Super-State by the Lincoln Journal Star in 2015 after hitting .455 with eight doubles, six home runs, 22 runs scored and 26 RBIs • Was 4-2 on the mound with a 1.52 ERA • Hit .431 during his career with nine home runs and 67 RBIs • Well-rounded athlete who excelled in football and basketball as well • Played in the 2015 Shrine Bowl, an all-star game for the state's top senior football players • Left Seward as the school's all-time scoring leader in basketball.

**Personal:** Born on Dec. 7, 1996 • Parents are Timothy and Kelly Klenke • Majoring in business administration management.

## CAREER OVERALL HITTING STATISTICS

Year	AVG.	G-GS	AB	R	H	2B	3B	HR	RBI	TB	SLG%	BB	HBP	SO	GDP	OB%	SF	SH	SB-ATT	PO	A	E	FLD%
2016	--Redshirted--																						
2017	.077	11-3	13	0	1	0	0	0	0	1	.077	0	0	7	0	.077	0	2	0-0	8	0	0	1.000
2018	.197	30-21	76	8	15	4	1	0	14	21	.276	8	1	22	0	.282	0	1	1-1	49	0	2	.961
<b>TOTAL</b>	<b>.180</b>	<b>41-24</b>	<b>89</b>	<b>8</b>	<b>16</b>	<b>4</b>	<b>1</b>	<b>0</b>	<b>14</b>	<b>22</b>	<b>.247</b>	<b>8</b>	<b>1</b>	<b>29</b>	<b>0</b>	<b>.255</b>	<b>0</b>	<b>3</b>	<b>1-1</b>	<b>57</b>	<b>0</b>	<b>2</b>	<b>.966</b>

## CAREER BIG TEN HITTING STATISTICS

Year	AVG.	G-GS	AB	R	H	2B	3B	HR	RBI	TB	SLG%	BB	HBP	SO	GDP	OB%	SF	SH	SB-ATT	PO	A	E	FLD%
2016	--Redshirted--																						
2017	.000	4-1	3	0	0	0	0	0	0	0	.000	0	0	1	0	.000	0	1	0-0	3	0	0	1.000
2018	.235	15-11	34	2	8	2	1	0	7	12	.353	6	0	11	0	.350	0	1	1-1	28	0	0	1.000
<b>TOTAL</b>	<b>.216</b>	<b>19-12</b>	<b>37</b>	<b>2</b>	<b>8</b>	<b>2</b>	<b>1</b>	<b>0</b>	<b>7</b>	<b>12</b>	<b>.324</b>	<b>6</b>	<b>0</b>	<b>12</b>	<b>0</b>	<b>.326</b>	<b>0</b>	<b>2</b>	<b>1-1</b>	<b>31</b>	<b>0</b>	<b>0</b>	<b>1.000</b>

## CAREER OVERALL PITCHING STATISTICS

Year	ERA	W-L	APP	GS	CG	SHO	SV	IP	H	R	ER	BB	SO	2B	3B	HR	BF	AVG.	WP	HP	BK
2016	--Redshirted--																				
2017	--Did Not Pitch--																				
2018	9.00	0-1	2	0	0	0/0	0	2.0	1	3	2	2	1	0	0	0	9	.143	1	0	0
<b>TOTAL</b>	<b>9.00</b>	<b>0-1</b>	<b>2</b>	<b>0</b>	<b>0</b>	<b>0/0</b>	<b>0</b>	<b>2.0</b>	<b>1</b>	<b>3</b>	<b>2</b>	<b>2</b>	<b>1</b>	<b>0</b>	<b>0</b>	<b>0</b>	<b>9</b>	<b>.143</b>	<b>1</b>	<b>0</b>	<b>0</b>



**CAREER HITTING HIGHS**

Category	High	Opponent (Last Time)	Date
Hits:	2	2 times (Cal Poly)	3/10/18
Runs:	2	2 times (Omaha)	4/18/18
Doubles:	2	Cal Poly	3/10/18
Triples:	1	Ohio State	4/1/18
Home Runs:	-	--	--
RBI:	5	Cal Poly	3/10/18
Walks:	2	Michigan State	4/7/18
Stolen Bases:	1	Michigan State	4/7/18

**CAREER PITCHING HIGHS**

Category	High	Opponent (Last Time)	Date
Innings:	1.0	2 times (Creighton)	5/8/18
Longest Start:	-	--	--
Shortest Start:	-	--	--
Longest Relief:	1.0	2 times (Creighton)	5/8/18
Hits:	1	Creighton	5/8/18
Runs:	2	Creighton	5/8/18
Earned Runs:	2	Creighton	5/8/18
Walks:	1	2 times (Creighton)	5/8/18
Strikeouts:	1	Creighton	4/24/18

**MISCELLANEOUS CAREER HITTING STATS**

**MULTI-HIT GAMES**

Year	2	3	4	5+	Total
2017	-	-	-	-	-
2018	2	-	-	-	2
<b>Total</b>	<b>2</b>	<b>0</b>	<b>0</b>	<b>0</b>	<b>2</b>

**MULTI-RBI GAMES**

Year	2	3	4	5+	Total
2017	-	-	-	-	-
2018	3	-	-	1	4
<b>Total</b>	<b>3</b>	<b>0</b>	<b>0</b>	<b>1</b>	<b>4</b>

**LONGEST HITTING STREAK**

4 games: March 30, 2018 - April 7, 2018

**LONGEST REACHING BASE STREAK**

11 games: March 30, 2018 - April 22, 2018

**CAREER PITCHING APPEARANCES**

Date	Opponent	S/R	W/L/S	IP	H	HR	R-ER	BB-K
4/24/18	Creighton	R	-	1.0	0	0	1-0	1-1
5/8/18	at Creighton	R	L	1.0	1	0	2-2	1-0





# #13 CHAD LUENSMANN

**JUNIOR • RHP • 6-4 • 237 • B/T: R/R**  
**ALTOONA, PA.**  
**(BELLWOOD-ANTIS)**

## HONORS & AWARDS

- Two Letters (2016, 2017)
- CoSIDA Academic All-District VII (2017)
- 2017 Third-Team Preseason All-American (NCBWA)
- 2017 NCBWA Preseason Stopper of the Year Watch List
- 2015 MLB Draft Pick (New York Mets, 39th Round)
- Big Ten Freshman of the Year (2016)
- NCBWA Freshman All-American (2016)
- Collegiate Baseball Freshman All-American (2016)
- Baseball America Second-Team Freshman All-American (2016)
- D1Baseball Second-Team Freshman All-American (2016)
- Perfect Game/Rawlings Second-Team Freshman All-American (2016)
- Nebraska Athletics Outstanding Male Newcomer of the Year (All Sports, 2016-17)
- Second-Team All-Big Ten (2016)
- 2016 Big Ten All-Freshman Team
- Big Ten Freshman of the Week (5/10/16)
- Academic All-Big Ten (2017, 2018)
- Nebraska Scholar-Athlete Honor Roll (Fall 2015, 2016, 2017; Spring 2016, 2017, 2018)
- Tom Osborne Citizenship Team (2016, 2017, 2018)

**2018:** Chad Luensmann (pronounced LYNNZ-man) missed the entire 2018 season after having Tommy John surgery during the winter.

**2017:** Luensmann earned eight saves, the second-most on the team behind Luis Alvarado (10) • Made 27 appearances out of the bullpen for a total of 43.1 innings • Went 3-4 with a 3.74 ERA • Had 33 strikeouts and 21 walks • Earned a save in his season debut, going 3.0 scoreless innings against UC Riverside on Feb. 17 • Picked up his first win of the season on Feb. 26, going 3.1 scoreless innings against Utah • Struck out four Wildcats in 4.0 scoreless innings to earn the save against Arizona on March 5 • Didn't allow a hit in 2.1 innings at Omaha on April 5 • Threw 1.2 hitless innings to earn a save in Nebraska's series-clinching win over Minnesota on April 23 • Made three appearances against Michigan State, earning a save in the series finale on May 14 • Managed 2.1 scoreless innings against Maryland at the Big Ten Tournament on May 26.

**2016:** Luensmann was an immediate contributor to the Husker pitching staff in 2016 as a true freshman, serving as the team's closer • Luensmann became the first Husker baseball player to be named the Big Ten Freshman of the Year and was named a freshman All-American by five organizations, including Collegiate Baseball, Baseball America, Perfect Game, D1Baseball and the NCBWA • Was also a second-team All-Big Ten selection and a unanimous Big Ten All-Freshman pick • Finished the year with 13 saves in 14 chances, setting a freshman record at Nebraska • Tied for third on NU's single-season saves list and was three saves shy of Brett Jensen's single-season record of 16 saves set in 2005 • Saved nine games during Big Ten play, which led the league • Finished the year tied for 14th nationally in saves and tied Long Beach State's Chris Rivera for the most saves in the country by a freshman • Posted a 1.18 ERA in 38.0 innings over 28 appearances • Allowed just three extra-base hits all season and held opposing hitters to a .171 batting average • Started his Husker career by not allowing an earned run in 15.1 innings over his first nine appearances • Allowed just five earned runs all year and never allowed multiple earned runs in an appearance • Allowed three hits in an appearance just once, when he tossed a season-high 4.0 shutout innings at Long Beach State on March 5.

**Before Nebraska:** Luensmann was drafted by the New York Mets in the 39th round of the 2015 MLB Draft, but turned down pro baseball to become a Husker • Joined the Huskers from Bellwood-Antis High School in Altoona, Pa. • Tabbed the No. 120 right-handed pitcher in the country and the No. 2 right-handed pitcher in the state of Pennsylvania by Perfect Game • Was 8-2 as a senior with a 0.85 ERA in 57.2 innings • Struck out 60 and walked just 13, while holding opposing hitters to a .146 batting average • Earned honorable-mention All-America honors from Perfect Game in 2015 and was an All-Atlantic region first-team pick • Was a 2014 underclass honorable-mention All-American by Perfect Game • Named to the all-tournament team at the 2014 Perfect Game WWBA World Championships in Jupiter, Fla. • Competed at the 2014 Area Code Games in Long Beach, Calif.

**Personal:** Born on Feb. 4, 1997 • Parents are Kevin and Elaine Luensmann • Has one sister, Abby, and two brothers, Travis and Jack • Majoring in mechanical engineering • First Husker baseball player from Pennsylvania since 1983 when Dave Bailor (Connellsville, Pa.) was a senior.

## CAREER OVERALL STATISTICS

Year	ERA	W-L	APP	GS	CG	SHO	SV	IP	H	R	ER	BB	SO	2B	3B	HR	BF	AVG.	WP	HP	BK
2016	1.18	1-2	28	0	0	0/5	13	38.0	21	8	5	12	23	2	0	1	147	.171	1	4	0
2017	3.74	3-4	27	0	0	0/2	8	43.1	39	23	18	21	33	5	0	0	191	.239	1	5	2
2018	--Missed the Season Due to Injury--																				
<b>TOTAL</b>	<b>2.55</b>	<b>4-6</b>	<b>55</b>	<b>0</b>	<b>0</b>	<b>0/7</b>	<b>21</b>	<b>81.1</b>	<b>60</b>	<b>31</b>	<b>23</b>	<b>33</b>	<b>56</b>	<b>7</b>	<b>0</b>	<b>1</b>	<b>338</b>	<b>.210</b>	<b>2</b>	<b>9</b>	<b>2</b>

## CAREER BIG TEN STATISTICS

Year	ERA	W-L	APP	GS	CG	SHO	SV	IP	H	R	ER	BB	SO	2B	3B	HR	BF	AVG.	WP	HP	BK
2016	2.76	0-1	13	0	0	0/2	9	16.1	9	7	5	5	10	2	0	1	64	.176	1	2	0
2017	2.41	2-2	14	0	0	0/0	4	18.2	15	10	5	9	14	4	0	0	81	.221	0	2	0
2018	--Missed the Season Due to Injury--																				
<b>TOTAL</b>	<b>2.57</b>	<b>2-3</b>	<b>27</b>	<b>0</b>	<b>0</b>	<b>0/2</b>	<b>13</b>	<b>35.0</b>	<b>24</b>	<b>17</b>	<b>10</b>	<b>14</b>	<b>24</b>	<b>6</b>	<b>0</b>	<b>1</b>	<b>145</b>	<b>.202</b>	<b>1</b>	<b>4</b>	<b>0</b>

CAREER HIGHS

Category	High	Opponent (Last Time)	Date
Innings:	4.0	2 times (Arizona)	3/5/17
Longest Start:	-	--	--
Shortest Start:	-	--	--
Longest Relief:	4.0	2 times (Arizona)	3/5/17
Hits:	5	2 times (Holy Cross)	6/3/17
Runs:	4	CSU Bakersfield	3/21/17
Earned Runs:	4	CSU Bakersfield	3/21/17
Walks:	3	3 times (CSU Bakersfield)	3/21/17
Strikeouts:	4	2 times (Indiana)	4/2/17

CAREER PITCHING APPEARANCES

Date	Opponent	S/R	W/L/S	IP	H	HR	R-ER	BB-K
2/19/16	at C. of Charleston	R	-	2.0	0	0	0-0	1-1
2/27/16	vs. Arizona	R	L	2.0	2	0	1-0	0-2
3/5/16	at Long Beach St.	R	-	4.0	3	0	0-0	1-1
3/9/16	Northern Colorado	R	-	1.0	0	0	0-0	0-1
3/12/16	Loyola Marymount	R	S	1.0	2	0	0-0	0-1
3/13/16	Loyola Marymount	R	S	1.0	0	0	0-0	0-1
3/19/16	Wichita State	R	-	1.0	0	0	0-0	1-2
3/23/16	at Indiana State	R	-	1.1	0	0	0-0	0-0
3/26/16	at Purdue	R	-	2.0	0	0	0-0	0-1
3/27/16	at Purdue	R	S	2.0	2	0	1-1	0-2
4/2/16	Illinois	R	S	1.0	0	0	1-1	2-0
4/3/16	Illinois	R	S	1.1	2	0	1-1	1-3
4/6/16	at Omaha	R	-	1.0	0	0	0-0	0-1
4/8/16	Northwestern	R	S	1.0	0	0	0-0	1-0
4/9/16	Northwestern	R	S	1.0	0	0	0-0	0-0
4/17/16	at Michigan	R	-	1.1	2	0	1-1	0-1
4/19/16	at Kansas State	R	W	2.0	1	0	0-0	1-0
4/24/16	Nicholls State	R	S	1.0	0	0	0-0	0-2
4/27/16	vs. Kansas	R	S	1.0	1	0	0-0	2-0
4/29/16	at Rutgers	R	L	0.2	2	0	2-0	1-2
5/7/16	at Michigan State	R	S	2.0	0	0	0-0	0-1
5/9/16	at Michigan State	R	S	1.0	0	0	0-0	0-0
5/17/16	at Creighton	R	-	1.0	2	0	0-0	0-0
5/19/16	Indiana	R	-	1.0	1	1	1-1	0-0
5/20/16	Indiana	R	S	1.0	0	0	0-0	0-0
5/21/16	Indiana	R	S	1.0	0	0	0-0	0-0
5/26/16	vs. Indiana	R	-	1.0	1	0	0-0	0-1
6/4/16	vs. Western Carolina	R	-	1.1	0	0	0-0	1-0
2/17/17	vs. UC Riverside	R	S	3.0	5	0	2-2	3-2
2/24/17	vs. Utah	R	-	1.2	3	0	1-1	3-0
2/26/17	vs. Utah	R	W	3.2	0	0	0-0	0-3
3/5/17	vs. Arizona	R	S	4.0	2	0	0-0	1-4
3/11/17	Western Carolina	R	-	0.0	1	0	3-3	2-0
3/18/17	C. of Charleston	R	S	0.1	0	0	0-0	0-1
3/21/17	at CSU Bakersfield	R	L	1.1	4	0	4-4	3-1
3/24/17	at Cal Poly	R	L	1.1	3	0	1-1	0-1
3/28/17	Kansas State	R	-	2.0	0	0	0-0	0-1
3/31/17	at Indiana	R	S	0.1	0	0	0-0	0-0
4/2/17	at Indiana	R	-	2.0	1	0	0-0	1-4
4/5/17	at Omaha	R	S	2.1	0	0	0-0	0-2
4/9/17	Maryland	R	-	1.2	2	0	1-1	0-1
4/14/17	Iowa	R	L	3.0	3	0	1-1	1-1
4/16/17	Iowa	R	W	1.0	2	0	2-0	1-0
4/23/17	at Minnesota	R	S	1.2	0	0	0-0	1-2
4/29/17	at Ohio State	R	S	1.0	1	0	0-0	0-1
4/30/17	at Ohio State	R	-	0.2	2	0	2-2	1-1
5/5/17	Rutgers	R	-	1.1	1	0	1-1	1-1
5/7/17	Rutgers	R	W	1.2	1	0	0-0	1-1
5/10/17	at Creighton	R	-	1.0	0	0	0-0	0-1
5/12/17	Michigan State	R	-	1.0	0	0	0-0	0-2
5/13/17	Michigan State	R	-	1.0	0	0	0-0	1-0
5/14/17	Michigan State	R	S	1.0	0	0	0-0	0-0
5/18/17	Penn State	R	L	1.1	2	0	3-0	1-0
5/26/17	vs. Maryland	R	-	2.1	1	0	0-0	0-2
6/3/17	vs. Holy Cross	R	-	1.2	5	0	2-2	0-1





# #47 ROBBIE PALKERT

**JUNIOR • RHP • 6-3 • 202 • B/T: R/R**  
**GOLDEN VALLEY, MINN.**  
**(HOPKINS)**

## HONORS & AWARDS

- Three Letters (2016, 2017, 2018)
- Academic All-Big Ten (2017)
- Nebraska Scholar-Athlete Honor Roll (Fall 2015, 2016; Spring 2016)
- Sam Foltz Hero 27 Leadership Award (2018)
- Tom Osborne Citizenship Team (2016, 2017, 2018)

**2018:** Robbie Palkert (pronounced PAL-kurt) received a medical hardship after suffering a season-ending arm injury during the opening weekend of the season that required Tommy John surgery • Made two relief appearances during the Husker Classic, throwing 4.2 scoreless innings and allowed only two hits • Earned a 3.0-inning save against UC Riverside on Feb. 16.

**2017:** Palkert was a key contributor to the Husker bullpen in 2017, making 24 appearances, the second-most among all Husker pitchers • His 41.1 innings pitched were the second-most among all Husker relievers, behind Chad Luensmann (43.1) • Recorded the most strikeouts among non-starters (39) • Earned two saves and compiled a 2.61 ERA • Career-high six strikeouts on June 2 in Nebraska's NCAA Regional game against Yale • Tossed 2.0 scoreless innings in his season debut on Feb. 17 against UC Riverside • Recorded four strikeouts at Penn State on May 18, when he pitched 2.0 innings • Earned a save on March 25 at Cal Poly in 0.2 scoreless inning • Didn't allow a run in his first four appearances of the season, which spanned 7.0 innings from Feb. 17 to March 7.

**2016:** Palkert contributed to the Husker bullpen as a true freshman in 2016, as he tossed 25.0 innings over 16 relief appearances • Finished the year with a 2.88 ERA and one save, while striking out 19 and walking seven • Struck out 12 and walked three over 12.1 innings in six appearances during Big Ten play • Made his Husker debut at College of Charleston on Feb. 21 and tossed a scoreless inning of relief • Didn't give up an earned run until his fourth appearance of the season • Tossed 12.0 straight scoreless innings over five appearances from April 15 through May 8 • First career save came at Rutgers on April 30 when he ended the first game of a doubleheader with 3.0 shutout frames • Struck out a season-high four batters at Michigan over 3.0 innings on April 15.

**Before Nebraska:** Palkert came to Nebraska from Hopkins High School in Minnetonka, Minn. • Went 3-4 on the year and posted a 2.70 ERA with 57 strikeouts in 48.0 innings of work • Tossed a no-hitter with eight strikeouts against Edina on May 15, 2015 • Played summer ball for the Hopkins Flyers • Was 3-1 with a 1.69 ERA in 2015 with 40 strikeouts in 30.0 innings of work • Ranked by Perfect Game as the No. 10 player in the state of Minnesota and the No. 7 right-handed pitcher in the state • Top-500 right-handed pitching prospect in the nation by Perfect Game.

**Personal:** Born on May 28, 1997 • Parents are Jean and Dave Palkert • Has two brothers, Nate and Stephen • Majoring in management and economics.



## CAREER OVERALL STATISTICS

Year	ERA	W-L	APP	GS	CG	SHO	SV	IP	H	R	ER	BB	SO	2B	3B	HR	BF	AVG.	WP	HP	BK
2016	2.88	0-0	16	0	0	0/0	1	25.0	27	8	8	7	19	4	0	2	108	.278	4	2	0
2017	2.61	0-0	24	0	0	0/1	2	41.1	35	13	12	12	39	6	0	1	169	.232	2	6	0
2018	0.00	1-0	2	0	0	0/0	1	4.2	2	0	0	3	2	0	0	0	18	.143	0	1	0
<b>TOTAL</b>	<b>2.54</b>	<b>1-0</b>	<b>42</b>	<b>0</b>	<b>0</b>	<b>0/1</b>	<b>4</b>	<b>71.0</b>	<b>64</b>	<b>21</b>	<b>20</b>	<b>22</b>	<b>60</b>	<b>10</b>	<b>0</b>	<b>3</b>	<b>295</b>	<b>.244</b>	<b>6</b>	<b>9</b>	<b>0</b>

## CAREER BIG TEN STATISTICS

Year	ERA	W-L	APP	GS	CG	SHO	SV	IP	H	R	ER	BB	SO	2B	3B	HR	BF	AVG.	WP	HP	BK
2016	3.65	0-0	6	0	0	0/0	1	12.1	17	5	5	3	12	3	0	1	56	.340	1	2	0
2017	2.20	0-0	9	0	0	0/0	0	16.1	13	5	4	5	12	2	0	0	68	.220	0	4	0
2018	--Did Not Pitch in Any Big Ten Games--																				
<b>TOTAL</b>	<b>2.83</b>	<b>0-0</b>	<b>15</b>	<b>0</b>	<b>0</b>	<b>0/0</b>	<b>1</b>	<b>28.2</b>	<b>30</b>	<b>10</b>	<b>9</b>	<b>8</b>	<b>24</b>	<b>5</b>	<b>0</b>	<b>1</b>	<b>124</b>	<b>.275</b>	<b>1</b>	<b>6</b>	<b>0</b>



CAREER HIGHS

Category	High	Opponent (Last Time)	Date
Innings:	3.1	Yale	6/2/17
Longest Start:	-	--	--
Shortest Start:	-	--	--
Longest Relief:	3.1	Yale	6/2/17
Hits:	5	Rutgers	4/30/16
Runs:	3	3 times (Purdue)	5/24/17
Earned Runs:	3	3 times (Purdue)	5/24/17
Walks:	3	Washington State	2/18/18
Strikeouts:	6	Yale	6/2/17

CAREER PITCHING APPEARANCES

Date	Opponent	S/R	W/L/S	IP	H	HR	R-ER	BB-K
2/21/16	at C. of Charleston	R	-	1.0	1	0	0-0	0-0
2/26/16	at San Diego	R	-	1.0	0	0	0-0	0-1
3/5/16	at Long Beach St.	R	-	1.2	1	0	0-0	1-2
3/18/16	Wichita State	R	-	0.2	1	0	1-1	2-0
3/23/16	at Indiana State	R	-	0.1	0	0	0-0	0-1
4/1/16	Illinois	R	-	1.0	2	0	1-1	1-0
4/5/16	Kansas State	R	-	1.2	1	0	0-0	1-1
4/10/16	Northwestern	R	-	0.1	2	0	1-1	0-1
4/15/16	at Michigan	R	-	3.0	1	0	0-0	1-4
4/23/16	Nicholls State	R	-	3.0	3	0	0-0	0-1
4/27/16	vs. Kansas	R	-	1.0	1	0	0-0	0-0
4/30/16	at Rutgers	R	S	3.0	5	0	0-0	0-3
5/8/16	at Michigan State	R	-	2.0	3	0	0-0	1-1
5/13/16	Penn State	R	-	3.0	4	1	3-3	0-3
5/26/16	vs. Indiana	R	-	1.1	2	1	2-2	0-0
6/3/16	vs. Oklahoma State	R	-	1.0	0	0	0-0	0-1
2/17/17	vs. UC Riverside	R	-	2.0	1	0	0-0	0-2
2/25/17	vs. Oregon State	R	-	1.0	2	0	0-0	0-1
3/3/17	vs. Oklahoma State	R	-	2.0	0	0	0-0	1-3
3/7/17	Northern Colorado	R	-	2.0	1	0	0-0	2-0
3/10/17	Western Carolina	R	-	3.0	4	0	2-2	2-3
3/19/17	C. of Charleston	R	-	1.0	2	0	1-1	0-2
3/21/17	at CSU Bakersfield	R	-	0.1	1	0	0-0	0-0
3/23/17	at Cal Poly	R	-	1.1	1	0	0-0	0-3
3/25/17	at Cal Poly	R	S	0.2	0	0	0-0	0-0
4/2/17	at Indiana	R	-	2.0	0	0	0-0	0-1
4/8/17	Maryland	R	-	2.1	3	0	3-3	2-1
4/11/17	at Kansas State	R	-	1.0	0	0	0-0	1-1
4/14/17	Iowa	R	-	1.2	2	0	0-0	0-1
4/15/17	Iowa	R	-	1.1	1	0	0-0	1-0
4/18/17	at Creighton	R	-	1.0	2	0	2-2	0-1
4/23/17	at Minnesota	R	-	1.1	1	0	0-0	0-0
4/25/17	Omaha	R	-	1.1	0	0	0-0	0-1
4/29/17	at Ohio State	R	-	1.2	1	0	0-0	0-2
5/5/17	Rutgers	R	-	1.0	1	0	0-0	0-0
5/10/17	at Creighton	R	-	2.0	1	0	0-0	1-3
5/14/17	Michigan State	R	-	3.0	3	0	1-1	1-3
5/18/17	at Penn State	R	-	2.0	1	0	1-0	1-4
5/24/17	vs. Purdue	R	S	3.0	4	1	3-3	0-1
6/2/17	vs. Yale	R	-	3.1	3	0	0-0	0-6
2/16/18	vs. UC Riverside	R	S	3.0	1	0	0-0	0-2
2/18/18	vs. Washington St.	R	-	1.2	1	0	0-0	3-0





# #25 LUKE ROSKAM

**JUNIOR • C/INF • 6-2 • 218 • B/T: L/R**  
**CHASKA, MINN.**  
**(CHASKA)**

## HONORS & AWARDS

- Two Letters (2017, 2018)
- Big Ten All-Freshman Team (2017)
- Academic All-Big Ten (2018)
- Nebraska Scholar-Athlete Honor Roll (Fall 2016, 2017; Spring 2017, 2018)

**2018:** Luke Roskam (pronounced Ross-kum) was one of three Huskers to start all 52 games with 29 starts at third base, 13 starts as the catcher and 10 starts at first base • Batted .269 (52-for-193), the fourth-best batting average and tied for the third-most hits on the team • His 13 doubles tied for second on the team • Ranked third on the team in home runs (5), RBIs (46) and total bases (82) • Also tallied 27 runs scored, one triple, and went 2-for-2 stealing bases • Led the team in walks (34) • Defensively, his 74 assists ranked second on the team • Had 15 multi-hit games and 11 multi-RBI outings, third-most on the team in both categories • Season-long 14-game reaching base streak spanned from March 9 to 30 • Went 5-for-12 during the Illinois series with one double, one RBI and two runs scored • Managed at least one hit in all three games of the Maryland series, going 4-for-11 with a home run, one double, six RBIs and two runs scored • Homered against Maryland on May 4 • During the last two games of the Rutgers series, went 4-for-8 with three RBIs, one double and one run scored • Homered and drove in three runs as part of a 2-for-4 performance against Omaha on April 18 • Went 4-for-7 during NU's doubleheader against Iowa on April 13, including two doubles, one RBI and two runs scored in the second game • Smashed a two-run homer as part of a 2-for-5 day with three RBIs, one run scored and a stolen base at Kansas State on April 10 • Hit his first home run of the season on April 1 at Ohio State as part of a 3-for-5 day with three runs scored and one RBI • Went 4-for-7 with one home run, four RBIs and two runs scored during the Northwestern State series • Hit a grand slam against Northwestern State on March 14 as part of a 2-for-3 day • Drove in four runs as part of a 3-for-5 performance during the second game of a doubleheader against Cal Poly on March 10 • Went 2-for-4 against No. 2 Oregon State on Feb. 24, tying for the most hits by a Husker in the game • Went 2-for-3 with a triple, three RBIs, one stolen base and one run scored in the season opener against UC Riverside on Feb. 16.

**2017:** Roskam garnered Big Ten All-Freshman Team accolades during his first year at Nebraska • Made 42 appearances, batting .266 (34-for-128) • Started 35 games, 28 of which were at third base • Ranked third on the team with four home runs • Had 34 hits, seven of which were doubles and one triple • Recorded 20 RBIs and 21 runs scored • Went a perfect 3-for-3 stealing bases • After a hitless debut, went 1-for-1 against Oregon State on Feb. 23 • Went 2-for-4 with his first career double against Northern Colorado on March 8 • Blasted a pinch-hit home run, his first homer as a Husker, against Kansas State on March 28 • Doubled and tripled in the series finale at Indiana on April 2 • Recorded his first career three-hit game against Creighton on April 4 with two runs and two RBIs • Hit .429 in the Minnesota series with four runs scored, one double, one home run and two RBIs • Third home run of the season was on April 25 against Omaha, where he had a season-high four RBIs • Launched his fourth homer on May 5 against Rutgers, then went 3-for-4 two days later against the Scarlet Knights.

**Before Nebraska:** Roskam joined the Huskers from Chaska, Minn., where he graduated from Chaska High School • Was tabbed as a top-500 national recruit and the No. 142 catcher in the country by Perfect Game • Ranked as the No. 8 overall recruit and the top catcher in the state of Minnesota by Perfect Game • Hit .378 as a senior for the Hawks with 17 extra-base hits and 12 RBIs • Also served as the team's closer • Had a perfect 0.00 ERA with five saves over 9.0 innings • Hit .468 as a junior with three home runs and 25 RBIs • Went 7-2 on the mound with a 1.77 ERA and also notched three saves • Tossed a perfect game against Waconia during his junior year in the section semifinal • Was a two-time all-metro, two-time all-state and three-time All-Metro Conference selection • Earned four letters in baseball and two in basketball.

**Personal:** Born on Feb. 19, 1998, in Waconia, Minn. • Parents are Chuck and Ann Roskam • Has one brother, Charlie • Majoring in criminology and criminal justice.

## CAREER OVERALL STATISTICS

Year	AVG.	G-GS	AB	R	H	2B	3B	HR	RBI	TB	SLG%	BB	HBP	SO	GDP	OB%	SF	SH	SB-ATT	PO	A	E	FLD%
2017	.266	42-35	128	21	34	7	1	4	20	55	.430	17	3	47	5	.362	1	0	3-3	69	42	6	.949
2018	.269	52-52	193	27	52	13	1	5	46	82	.425	34	1	54	3	.373	5	0	2-2	178	74	11	.958
<b>TOTAL</b>	<b>.268</b>	<b>94-87</b>	<b>321</b>	<b>48</b>	<b>86</b>	<b>20</b>	<b>2</b>	<b>9</b>	<b>66</b>	<b>137</b>	<b>.427</b>	<b>51</b>	<b>4</b>	<b>101</b>	<b>8</b>	<b>.369</b>	<b>6</b>	<b>0</b>	<b>5-5</b>	<b>247</b>	<b>116</b>	<b>17</b>	<b>.955</b>

## CAREER BIG TEN STATISTICS

Year	AVG.	G-GS	AB	R	H	2B	3B	HR	RBI	TB	SLG%	BB	HBP	SO	GDP	OB%	SF	SH	SB-ATT	PO	A	E	FLD%
2017	.253	22-20	75	13	19	5	1	2	6	32	.427	8	1	30	4	.333	0	0	1-1	9	25	3	.919
2018	.277	22-22	83	13	23	6	0	2	15	35	.422	12	0	19	2	.357	3	0	0-0	63	26	4	.957
<b>TOTAL</b>	<b>.266</b>	<b>44-42</b>	<b>158</b>	<b>26</b>	<b>42</b>	<b>11</b>	<b>1</b>	<b>4</b>	<b>21</b>	<b>67</b>	<b>.424</b>	<b>20</b>	<b>1</b>	<b>49</b>	<b>6</b>	<b>.346</b>	<b>3</b>	<b>0</b>	<b>1-1</b>	<b>72</b>	<b>51</b>	<b>7</b>	<b>.946</b>

**CAREER HIGHS**

Category	High	Opponent (Last Time)	Date
Hits:	3	5 times (Illinois)	5/17/18
Runs:	3	Ohio State	4/1/18
Doubles:	2	Iowa	4/13/18
Triples:	1	2 times (UC Riverside)	2/16/18
Home Runs:	1	9 times (Maryland)	5/4/18
RBI's:	4	3 times (Northwestern State)	3/18/18
Walks:	3	2 times (Utah)	2/25/18
Stolen Bases:	1	5 times (Kansas State)	4/10/18

**MISCELLANEOUS CAREER STATS**

**MULTI-HIT GAMES**

Year	2	3	4	5+	Total
2017	5	2	-	-	7
2018	12	3	-	-	15
<b>Total</b>	<b>17</b>	<b>5</b>	<b>0</b>	<b>0</b>	<b>22</b>

**MULTI-RBI GAMES**

Year	2	3	4	5+	Total
2017	3	-	1	-	4
2018	3	6	2	-	11
<b>Total</b>	<b>6</b>	<b>6</b>	<b>3</b>	<b>0</b>	<b>15</b>

**LONGEST HITTING STREAK**

8 games: March 25, 2017 - April 8, 2017

**LONGEST REACHING BASE STREAK**

14 games: March 9, 2018 - March 30, 2018





# #6 MIKE ADDANTE

**SOPHOMORE • OF • 5-9 • 175 • B/T: L/R**  
**ALGONQUIN, ILL.**  
**(HARRY D. JACOBS)**

## HONORS & AWARDS

- One Letter (2018)
- Nebraska Scholar-Athlete Honor Roll (Fall 2017; Spring 2018)

**2018:** Mike Addante (pronounced Uh-DONTAY) started seven of his 17 appearances with five starts as the designated hitter and two starts in center field • Batted .133 (4-for-30) with one double, seven RBIs and five runs scored • Drove in two runs as part of a 1-for-1 day at Illinois on May 18 • Drove in four runs as part of a 2-for-5 day in the series finale at Ohio State on April 1 • First career hit was a double against Northern Colorado on March 14 as a pinch hitter • Made his Husker debut on Feb. 17 against Washington State and his first career start in the second game of the day against UC Riverside.

**Before Nebraska:** A native of Algonquin, Ill., Addante played high school baseball at Harry D. Jacobs under Coach Robert "Jamie" Murray • Helped the Golden Eagles to a third-place state finish in 2014 • Harry D. Jacobs captured regional titles in 2015 and 2016 • Batted .341 with a .581 slugging percentage and .991 on-base plus slugging percentage • In the 2016 postseason, went 8-for-11 (.727 average, 1.182 slugging percentage, 1.951 OPS) with a triple and three doubles to help the team to a regional crown • Captured Fox Valley All-Conference honors • Made the Fox Valley All-Area Team • Earned first-team Northwest Herald All-Area accolades • Buffalo Wild Wings Athlete of the Month Award recipient • Earned 2017 Rawlings/Perfect Game high honorable-mention Preseason All-America honors • Selected to the 2015 and 2016 Perfect Game WWBA National Championship All-Tournament Team • Member of the National Honor Society • Played club baseball for Elite Baseball Training Chicago under Coach Justin Stone • The team earned a Top 10 national ranking from Perfect Game • Earned a pair of third-place finishes at the Perfect Game National Championship • Received a "Legacy Award" in 2016, the program's highest award for leadership and character.

**Personal:** Born on Nov. 8, 1998 in Arlington Heights, Ill. • Parents are Jeff and Debbie Addante • Has one sister, Nicole, and one brother, Joe • Hobbies include flying airplanes • Majoring in business administration.



## CAREER OVERALL STATISTICS

Year	AVG.	G-GS	AB	R	H	2B	3B	HR	RBI	TB	SLG%	BB	HBP	SO	GDP	OB%	SF	SH	SB-ATT	PO	A	E	FLD%
2018	.133	17-7	30	5	4	1	0	0	7	5	.167	6	0	9	0	.278	0	1	0-1	8	0	0	1.000
<b>TOTAL</b>	<b>.133</b>	<b>17-7</b>	<b>30</b>	<b>5</b>	<b>4</b>	<b>1</b>	<b>0</b>	<b>0</b>	<b>7</b>	<b>5</b>	<b>.167</b>	<b>6</b>	<b>0</b>	<b>9</b>	<b>0</b>	<b>.278</b>	<b>0</b>	<b>1</b>	<b>0-1</b>	<b>8</b>	<b>0</b>	<b>0</b>	<b>1.000</b>

## CAREER BIG TEN STATISTICS

Year	AVG.	G-GS	AB	R	H	2B	3B	HR	RBI	TB	SLG%	BB	HBP	SO	GDP	OB%	SF	SH	SB-ATT	PO	A	E	FLD%
2018	.176	7-4	17	1	3	0	0	0	6	3	.176	2	0	5	0	.263	0	1	0-1	0	0	0	.000
<b>TOTAL</b>	<b>.176</b>	<b>7-4</b>	<b>17</b>	<b>1</b>	<b>3</b>	<b>0</b>	<b>0</b>	<b>0</b>	<b>6</b>	<b>3</b>	<b>.176</b>	<b>2</b>	<b>0</b>	<b>5</b>	<b>0</b>	<b>.263</b>	<b>0</b>	<b>1</b>	<b>0-1</b>	<b>0</b>	<b>0</b>	<b>0</b>	<b>.000</b>



**CAREER HIGHS**

Category	High	Opponent (Last Time)	Date
Hits:	2	Ohio State	4/1/18
Runs:	1	5 times (Indiana)	5/13/18
Doubles:	1	Northern Colorado	3/14/18
Triples:	-	--	--
Home Runs:	-	--	--
RBIs:	4	Ohio State	4/1/18
Walks:	2	Oral Roberts	3/21/18
Stolen Bases:	-	--	--

**MISCELLANEOUS CAREER STATS**

**MULTI-HIT GAMES**

Year	2	3	4	5+	Total
2018	1	-	-	-	1
<b>Total</b>	<b>1</b>	<b>0</b>	<b>0</b>	<b>0</b>	<b>1</b>

**MULTI-RBI GAMES**

Year	2	3	4	5+	Total
2018	1	-	1	-	2
<b>Total</b>	<b>1</b>	<b>0</b>	<b>1</b>	<b>0</b>	<b>2</b>

**LONGEST HITTING STREAK**

1 game (3 times): Last Time: May 18, 2018 - present

**LONGEST REACHING BASE STREAK**

3 games: April 8, 2018 - April 28, 2018





# #26 CARTER CROSS

**SOPHOMORE • OF • 6-0 • 188 • B/T: R/R**  
**FAIRVIEW, PA.**  
**(CATHEDRAL PREP)**

## HONORS & AWARDS

- One Letter (2018)
- Academic All-Big Ten (2018)
- Nebraska Scholar-Athlete Honor Roll (Fall 2016; Spring 2017; Spring 2018)

**2018:** Carter Cross started eight of his 13 appearances with seven starts in right field and one start in left field • Played in 12 of the last 22 games of the season after making one appearance during the first 30 games • Batted .185 (5-for-27) with four RBIs and two runs scored • Drove in one run in both of his appearances during the Maryland series, which included a 2-for-3 performance on May 5 • Went 1-for-3 with one RBI against Nevada on April 26 • Had an RBI and a run scored at Kansas State on April 10 • Had a hit in his first career at-bat on March 10, as he went 1-for-2 as a substitution in the first game of a doubleheader against Cal Poly.

**2017:** Cross redshirted during his first year at Nebraska.

**Before Nebraska:** Cross joined the Huskers from Cathedral Prep High School in Fairview, Pa., where he played for Dave Hess • Tabbed as a top-500 overall player in the country by Perfect Game and the No. 117 outfielder • Named the No. 18 overall player in the state of Pennsylvania and the No. 2 outfielder in the state • Helped the Ramblers to three District 10 championships • Hit .454 during his prep career with 114 hits • Also starred on the mound with a career ERA of 1.49 and 183 strikeouts • Was twice named District 10 Player of the Year and was a four-time District 10 all-star • Was a 2016 Rawlings-Perfect Game Honorable-Mention All-American • Four-time letterwinner in both baseball and basketball • Member of the National Honor Society.

**Personal:** Born on Dec. 18, 1997, in Des Moines, Iowa • Parents are Scott and Jackie Cross • Has one sister, Addy • Lived in Omaha for eight years and father graduated from Nebraska • Majoring in mechanical engineering.



## CAREER OVERALL STATISTICS

Year	AVG.	G-GS	AB	R	H	2B	3B	HR	RBI	TB	SLG%	BB	HBP	SO	GDP	OB%	SF	SH	SB-ATT	PO	A	E	FLD%
2017	--Redshirted--																						
2018	.185	13-8	27	2	5	0	0	0	4	5	.185	2	1	3	0	.250	2	1	0-1	11	0	1	.917
<b>TOTAL</b>	<b>.185</b>	<b>13-8</b>	<b>27</b>	<b>2</b>	<b>5</b>	<b>0</b>	<b>0</b>	<b>0</b>	<b>4</b>	<b>5</b>	<b>.185</b>	<b>2</b>	<b>1</b>	<b>3</b>	<b>0</b>	<b>.250</b>	<b>2</b>	<b>1</b>	<b>0-1</b>	<b>11</b>	<b>0</b>	<b>1</b>	<b>.917</b>

## CAREER BIG TEN STATISTICS

Year	AVG.	G-GS	AB	R	H	2B	3B	HR	RBI	TB	SLG%	BB	HBP	SO	GDP	OB%	SF	SH	SB-ATT	PO	A	E	FLD%
2017	--Redshirted--																						
2018	.188	8-5	16	1	3	0	0	0	2	3	.188	2	0	3	0	.263	1	0	0-1	5	0	1	.833
<b>TOTAL</b>	<b>.188</b>	<b>8-5</b>	<b>16</b>	<b>1</b>	<b>3</b>	<b>0</b>	<b>0</b>	<b>0</b>	<b>2</b>	<b>3</b>	<b>.188</b>	<b>2</b>	<b>0</b>	<b>3</b>	<b>0</b>	<b>.263</b>	<b>1</b>	<b>0</b>	<b>0-1</b>	<b>5</b>	<b>0</b>	<b>1</b>	<b>.833</b>



**CAREER HIGHS**

Category	High	Opponent (Last Time)	Date
Hits:	2	Maryland	5/5/18
Runs:	1	2 times (Indiana)	5/13/18
Doubles:	-	--	--
Triples:	-	--	--
Home Runs:	-	--	--
RBI's:	1	4 times (Maryland)	5/6/18
Walks:	1	2 times (Indiana)	5/13/18
Stolen Bases:	-	--	--

**MISCELLANEOUS CAREER STATS**

**MULTI-HIT GAMES**

Year	2	3	4	5+	Total
2018	1	-	-	-	1
<b>Total</b>	<b>1</b>	<b>0</b>	<b>0</b>	<b>0</b>	<b>1</b>

**MULTI-RBI GAMES**

Year	2	3	4	5+	Total
2018	-	-	-	-	-
<b>Total</b>	<b>0</b>	<b>0</b>	<b>0</b>	<b>0</b>	<b>0</b>

**LONGEST HITTING STREAK**

2 games: April 26, 2018 - May 5, 2018

**LONGEST REACHING BASE STREAK**

3 games (2 times): Last Time: March 10, 2018 - April 13, 2018





# #37 CONNOR CURRY

**SOPHOMORE • LHP • 6-3 • 211 • B/T: R/L  
LINCOLN, NEB.  
(SOUTHEAST)**

**HONORS & AWARDS**

- One Letter (2017)
- Academic All-Big Ten (2018)
- Nebraska Scholar-Athlete Honor Roll (Fall 2016, 2017; Spring 2017, 2018)

**2018:** Connor Curry underwent Tommy John surgery in the fall of 2017 and missed the entire 2018 season.

**2017:** Curry made four appearances on the mound, including one start, before receiving a medical hardship • Had a 4.91 ERA in 7.1 innings, earning six strikeouts • First of three relief appearances was Feb. 23 against Oregon State, as he went 1.2 innings • First start was March 25 at Cal Poly, where he struck out four batters in 3.2 scoreless innings.

**Before Nebraska:** Curry joined the Huskers from Lincoln Southeast High School, where he played for Montana Jones and Doug Miller • Tabbed as a top-500 overall player in the country by Perfect Game and the No. 132 left-handed pitcher • Named the No. 9 overall player in the state of Nebraska and the top left-handed pitcher • Was a first-team Super-State selection by the Lincoln Journal Star and a second-team All-Nebraska pick by the Omaha World-Herald in 2016 • Produced a 5-1 record and one save with a 2.12 ERA and 50 strikeouts over 33 innings as a senior in 2016 • Also hit .333 with five doubles and 17 RBIs • Was the winning pitcher in the Knights' opening round win over Grand Island at the 2016 Class A state tournament, the school's first tournament win since 1993 • Was 3-2 on the mound as a junior with a 1.75 ERA and 56 strikeouts in 44 innings.

**Personal:** Born on Feb. 19, 1998, in Lincoln, Neb. • Parents are Brent and Carol Curry • Has one sister, Mollie • Majoring in accounting.



**CAREER OVERALL STATISTICS**

Year	ERA	W-L	APP	GS	CG	SHO	SV	IP	H	R	ER	BB	SO	2B	3B	HR	BF	AVG.	WP	HP	BK
2017	4.91	0-0	4	1	0	0/0	0	7.1	4	5	4	5	6	0	1	0	33	.160	0	2	0
2018	--Missed the Season Due to Injury--																				
<b>TOTAL</b>	<b>4.91</b>	<b>0-0</b>	<b>4</b>	<b>1</b>	<b>0</b>	<b>0/0</b>	<b>0</b>	<b>7.1</b>	<b>4</b>	<b>5</b>	<b>4</b>	<b>5</b>	<b>6</b>	<b>0</b>	<b>1</b>	<b>0</b>	<b>33</b>	<b>.160</b>	<b>0</b>	<b>2</b>	<b>0</b>

**CAREER BIG TEN STATISTICS**

Year	ERA	W-L	APP	GS	CG	SHO	SV	IP	H	R	ER	BB	SO	2B	3B	HR	BF	AVG.	WP	HP	BK
2017	--Did Not Play in Any Big Ten Games--																				
2018	--Missed the Season Due to Injury--																				
<b>TOTAL</b>	<b>0.00</b>	<b>0-0</b>	<b>0</b>	<b>0</b>	<b>0</b>	<b>0/0</b>	<b>0</b>	<b>0.0</b>	<b>0</b>	<b>0</b>	<b>0</b>	<b>0</b>	<b>0</b>	<b>0</b>	<b>0</b>	<b>0</b>	<b>0</b>	<b>.000</b>	<b>0</b>	<b>0</b>	<b>0</b>

CAREER HIGHS

Category	High	Opponent (Last Time)	Date
Innings:	3.2	Cal Poly	3/25/17
Longest Start:	3.2	Cal Poly	3/25/17
Shortest Start:	3.2	Cal Poly	3/25/17
Longest Relief:	1.2	Oregon State	2/23/17
Hits:	2	2 times (Arkansas)	3/4/17
Runs:	3	Oregon State	2/23/17
Earned Runs:	2	2 times (Arkansas)	3/4/17
Walks:	3	Cal Poly	3/25/17
Strikeouts:	4	Cal Poly	3/25/17

CAREER PITCHING APPEARANCES

Date	Opponent	S/R	W/L/S	IP	H	HR	R-ER	BB-K
2/23/17	vs. Oregon State	R	-	1.2	2	0	3-2	2-1
3/4/17	vs. Arkansas	R	-	1.0	2	0	2-2	0-0
3/17/17	C. of Charleston	R	-	1.0	0	0	0-0	0-1
3/25/17	at Cal Poly	S	-	3.2	0	0	0-0	3-4





# #2 JAXON HALLMARK

**SOPHOMORE • INF/OF • 5-10 • 175 • B/T: R/R**  
**MIDLAND, TEXAS**  
**(MIDLAND)**

## HONORS & AWARDS

- One Letter (2018)
- 2018 Big Ten All-Freshman Team
- Nebraska Scholar-Athlete Honor Roll (Spring 2018)

**2018:** Jaxon Hallmark earned a spot on the Big Ten All-Freshman Team during his first year at Nebraska • Started 50 of Nebraska's 52 games with 24 appearances in center field, 17 in right field, five at third base, three in left field and one at shortstop • Batted .261 (48-for-184), ranking fifth on the team in both batting average and hits • Led the Huskers in stolen bases, going 7-for-7 on the season • Ranked second on the team in triples (2) and walks (33) • His 24 RBIs ranked fifth on the team • Also tallied 25 runs scored, two doubles and one home run • Recorded 12 multi-hit games and seven multi-RBI performances, which both ranked in the top five on the team • His season-long 10-game hitting streak spanned from April 21 to May 8, while his season-long 18-game reaching base streak spanned from March 14 to April 17 • After going 0-for-3 in the series opener at Illinois, he went 4-for-8 over the final two games with two runs, one RBI and one stolen base against the Fighting Illini • Went 5-for-12 during the Maryland series with one home run, two RBIs and four runs scored • First career home run came on May 5 against Maryland as part of a 3-for-5 day with two RBIs and three runs scored • Had a hit in all three games of the Nevada series, going 4-for-13 with three RBIs, four runs scored and one triple • Walked four times at Kansas State on April 10, marking the first time a Husker did that since Alex Gordon on April 8, 2005 • Went 2-for-2 with two RBIs and two walks against Minnesota on March 24 • Led the Husker offense at the Big Ten/Pac-12 Challenge, going 6-for-15 with a team-high five RBIs • Made his Husker debut on Feb. 17 against Washington State and had a double and a run scored.

**Before Nebraska:** Hallmark prepped at Midland High School in Midland, Texas under Coach Barry Russell • Compiled 99 hits, eight home runs, 88 RBIs with a .377 batting average for his career • Recorded a 1.12 ERA in 81 innings pitched • In 2016, had a .384 batting average with 47 RBIs and four home runs to earn 6A Texas first-team all-state honors and District 3 6A Defensive MVP accolades • In 2017, was a 6A all-state selection, while being named District 3 6A Pitcher MVP and District 3 6A Defensive MVP • First-team academic all-state • Member of the National Honor Society • Played club baseball for Albuquerque Baseball Academy under Coach Lauro Felix.

**Personal:** Born on Oct. 2, 1998 • Parents are Jason and Missy Hallmark • Has one brother, Jeremy • Majoring in sports media and communication.



## CAREER OVERALL STATISTICS

Year	AVG.	G-GS	AB	R	H	2B	3B	HR	RBI	TB	SLG%	BB	HBP	SO	GDP	OB%	SF	SH	SB-ATT	PO	A	E	FLD%
2018	.261	50-50	184	25	48	2	2	1	24	57	.310	33	0	57	4	.368	3	1	7-7	127	12	8	.946
<b>TOTAL</b>	<b>.261</b>	<b>50-50</b>	<b>184</b>	<b>25</b>	<b>48</b>	<b>2</b>	<b>2</b>	<b>1</b>	<b>24</b>	<b>57</b>	<b>.310</b>	<b>33</b>	<b>0</b>	<b>57</b>	<b>4</b>	<b>.368</b>	<b>3</b>	<b>1</b>	<b>7-7</b>	<b>127</b>	<b>12</b>	<b>8</b>	<b>.946</b>

## CAREER BIG TEN STATISTICS

Year	AVG.	G-GS	AB	R	H	2B	3B	HR	RBI	TB	SLG%	BB	HBP	SO	GDP	OB%	SF	SH	SB-ATT	PO	A	E	FLD%
2018	.278	22-22	79	14	22	0	1	1	10	27	.342	19	0	22	2	.418	0	0	2-2	52	3	3	.948
<b>TOTAL</b>	<b>.278</b>	<b>22-22</b>	<b>79</b>	<b>14</b>	<b>22</b>	<b>0</b>	<b>1</b>	<b>1</b>	<b>10</b>	<b>27</b>	<b>.342</b>	<b>19</b>	<b>0</b>	<b>22</b>	<b>2</b>	<b>.418</b>	<b>0</b>	<b>0</b>	<b>2-2</b>	<b>52</b>	<b>3</b>	<b>3</b>	<b>.948</b>



**CAREER HIGHS**

Category	High	Opponent (Last Time)	Date
Hits:	3	Maryland	5/5/18
Runs:	3	Maryland	5/5/18
Doubles:	1	2 times (Utah)	2/25/18
Triples:	1	2 times (Nevada)	4/27/18
Home Runs:	1	Maryland	5/5/18
RBIs:	2	7 times (Maryland)	5/5/18
Walks:	4	Kansas State	4/10/18
Stolen Bases:	2	Kansas State	4/10/18

**MISCELLANEOUS CAREER STATS**

**MULTI-HIT GAMES**

Year	2	3	4	5+	Total
2018	11	1	-	-	12
<b>Total</b>	<b>11</b>	<b>1</b>	<b>0</b>	<b>0</b>	<b>12</b>

**MULTI-RBI GAMES**

Year	2	3	4	5+	Total
2018	7	-	-	-	7
<b>Total</b>	<b>7</b>	<b>0</b>	<b>0</b>	<b>0</b>	<b>7</b>

**LONGEST HITTING STREAK**

10 games: April 21, 2018 - May 8, 2018

**LONGEST REACHING BASE STREAK**

18 games: March 14, 2018 - April 17, 2018





# #31 GUNNER HELLSTROM

**SOPHOMORE • C • 6-4 • 210 • B/T: R/R**  
**SIMI VALLEY, CALIF.**  
**(GRACE BRETHERN)**

## HONORS & AWARDS

- One Letter (2018)
- 2018 Big Ten All-Freshman Team
- Nebraska Scholar-Athlete Honor Roll (Fall 2017; Spring 2018)

**2018:** Gunner Hellstrom earned a spot on the Big Ten All-Freshman Team during his first year at Nebraska • Started 19 of his 26 games with 16 starts as the catcher and three starts as the designated hitter • Batted .310 (22-for-71) with one double, 13 RBIs and five runs scored • Played in 17 of the last 22 games after seeing action nine times in the first 30 games of the season • Had at least one hit during 11 of his last 17 showings with three multi-hit efforts • Scored a run as part of the 2-for-4 day against Maryland on May 5 • Had a hit in both of his appearances during the Nevada series, including a three-RBI effort in the series finale on April 28 • Went 5-for-6 at Rutgers on April 21 with two RBIs and one run scored, becoming the first Husker since Scott Schreiber on May 17, 2015 to have five hits in a game • Hit his first career double in the second game of a doubleheader against Iowa on April 13 as part of a 2-for-2 showing with two RBIs and one run scored after going 1-for-3 in the first game of the doubleheader • Went 1-for-1 as a pinch hitter at Michigan State on April 7 • Went 2-for-4 with an RBI as the starting catcher at Oral Roberts on March 21 • Went 1-for-4 with one RBI during his first career start on March 9 against Cal Poly • Made his Husker debut on Feb. 24 against No. 2 Oregon State.

**Before Nebraska:** Hellstrom attended Grace Brethren High School in Simi Valley, Calif., where he played under Coach Barry Tolli • Helped the team to a runner-up finish in the 2017 CIF Division 4 playoffs, which included a 3-for-3 performance in the quarterfinals with two home runs and five RBIs • As a senior, he batted .529 with 46 hits, 45 RBIs, 13 doubles, one triple and five home runs to earn Tri Valley League MVP • Earned 2017 Rawlings/Perfect Game high honorable-mention Preseason All-America honors • Also named first-team All-Ventura County, first-team Southern Section CIF Division 4, first-team Cal-Hi Sports and first-team Max Preps California Medium Schools All-State as a senior • As a junior, he hit .410 with 32 hits, 25 RBIs, six doubles, and one triple en route to first-team All-Tri Valley League honors • As a sophomore, he batted .397 with 17 RBIs, 27 hits, eight doubles and one triple to earn first-team All-Tri Valley League accolades • Won a Laureate Award every year for a 4.0 grade-point average or higher • Member of National Honor Society • Ronald Reagan Student Leadership Award • Earned two letters in basketball • Played club baseball for the So Cal Giants under Coach Chuck Fick.

**Personal:** Born on July 20, 1998 • Parents are Rick and Anne-Marie Hellstrom • Has two sisters, Brianne and Hailee • Majoring in supply chain management.



## CAREER OVERALL STATISTICS

Year	AVG.	G-GS	AB	R	H	2B	3B	HR	RBI	TB	SLG%	BB	HBP	SO	GDP	OB%	SF	SH	SB-ATT	PO	A	E	FLD%
2018	.310	26-19	71	5	22	1	0	0	13	23	.324	8	2	11	2	.381	3	0	1-1	108	10	1	.992
<b>TOTAL</b>	<b>.310</b>	<b>26-19</b>	<b>71</b>	<b>5</b>	<b>22</b>	<b>1</b>	<b>0</b>	<b>0</b>	<b>13</b>	<b>23</b>	<b>.324</b>	<b>8</b>	<b>2</b>	<b>11</b>	<b>2</b>	<b>.381</b>	<b>3</b>	<b>0</b>	<b>1-1</b>	<b>108</b>	<b>10</b>	<b>1</b>	<b>.992</b>

## CAREER BIG TEN STATISTICS

Year	AVG.	G-GS	AB	R	H	2B	3B	HR	RBI	TB	SLG%	BB	HBP	SO	GDP	OB%	SF	SH	SB-ATT	PO	A	E	FLD%
2018	.375	13-11	40	3	15	1	0	0	5	16	.400	4	1	4	2	.444	0	0	0-0	57	4	1	.984
<b>TOTAL</b>	<b>.375</b>	<b>13-11</b>	<b>40</b>	<b>3</b>	<b>15</b>	<b>1</b>	<b>0</b>	<b>0</b>	<b>5</b>	<b>16</b>	<b>.400</b>	<b>4</b>	<b>1</b>	<b>4</b>	<b>2</b>	<b>.444</b>	<b>0</b>	<b>0</b>	<b>0-0</b>	<b>57</b>	<b>4</b>	<b>1</b>	<b>.984</b>

**CAREER HIGHS**

Category	High	Opponent (Last Time)	Date
Hits:	5	Rutgers	4/21/18
Runs:	1	5 times (Maryland)	5/5/18
Doubles:	1	Iowa	4/13/18
Triples:	-	--	--
Home Runs:	-	--	--
RBI's:	3	Nevada	4/28/18
Walks:	1	8 times (Indiana)	5/13/18
Stolen Bases:	1	Omaha	4/18/18

**MISCELLANEOUS CAREER STATS**

**MULTI-HIT GAMES**

Year	2	3	4	5+	Total
2018	3	-	-	1	4
<b>Total</b>	<b>3</b>	<b>0</b>	<b>0</b>	<b>1</b>	<b>4</b>

**MULTI-RBI GAMES**

Year	2	3	4	5+	Total
2018	3	1	-	-	4
<b>Total</b>	<b>3</b>	<b>1</b>	<b>0</b>	<b>0</b>	<b>4</b>

**LONGEST HITTING STREAK**

4 games (2 times): Last Time: April 24, 2018 - May 5, 2018

**LONGEST REACHING BASE STREAK**

5 games (2 times): Last Time: April 24, 2018 - May 6, 2018





# #49 MAX SCHREIBER

**SOPHOMORE • RHP • 6-4 • 191 • B/T: R/R**  
**CARDINGTON, OHIO**  
**(HIGHLAND)**

## HONORS & AWARDS

- One Letter (2018)
- Nebraska Scholar-Athlete Honor Roll (Fall 2017)

**2018:** Max Schreiber (pronounced Shry-bur) saw action in nine games, compiling a 1-0 record and a 9.82 ERA out of the bullpen • Recorded five strikeouts in 11.0 innings pitched • Recorded two strikeouts in 2.0 innings of relief at Creighton on May 8, allowing one run on one hit • Held Maryland scoreless in 1.0 inning of no-hit relief on May 4 • Threw 1.0 scoreless inning of relief against Nevada on April 28 • Came out of the bullpen for 1.1 no-hit scoreless innings against Omaha on April 18 and recorded two strikeouts • Earned the win at Oral Roberts on March 21 when he threw 2.0 innings out of the bullpen and allowed two runs, while striking out one batter • Made his Husker debut on Feb. 22 against No. 2 Oregon State, throwing 1.1 innings out of the bullpen.

**Before Nebraska:** Schreiber joined the Huskers from Highland High School in Cardington, Ohio, where he played for Coach Donovan Kline

- Helped lead Highland to the 2016 MOAC League crown • Posted a 10-5 record, throwing 90 innings with 97 strikeouts and a 1.79 ERA for his career • A first-team All-MOAC selection in 2016 and a two-time All-Central District selection (2016, 2017) • Had three no-hitters, including a 13-strikeout, one walk performance in a league game • Member of National Honor Society, the Ohio Scholar's Association and an honor roll student • Earned three letters in football and two letters in basketball • Played club baseball for the Brownlee Lookouts under Coach Ben Simon, where he posted a 6-0 record with a 1.16 ERA and 45 strikeouts.

**Personal:** Born on Feb. 13, 1999 • Parents are Eric and Monica Schreiber • Has two sisters, Alexandra and Vivian, and one brother, Jonathan • Enjoys frisbee golf, hunting, fishing, working on cars and golfing • Majoring in finance.



## CAREER OVERALL STATISTICS

Year	ERA	W-L	APP	GS	CG	SHO	SV	IP	H	R	ER	BB	SO	2B	3B	HR	BF	AVG.	WP	HP	BK
2018	9.82	1-0	9	0	0	0/0	0	11.0	14	12	12	5	5	0	0	1	56	.318	3	3	1
<b>TOTAL</b>	<b>9.82</b>	<b>1-0</b>	<b>9</b>	<b>0</b>	<b>0</b>	<b>0/0</b>	<b>0</b>	<b>11.0</b>	<b>14</b>	<b>12</b>	<b>12</b>	<b>5</b>	<b>5</b>	<b>0</b>	<b>0</b>	<b>1</b>	<b>56</b>	<b>.318</b>	<b>3</b>	<b>3</b>	<b>1</b>

## CAREER BIG TEN STATISTICS

Year	ERA	W-L	APP	GS	CG	SHO	SV	IP	H	R	ER	BB	SO	2B	3B	HR	BF	AVG.	WP	HP	BK
2018	27.00	0-0	2	0	0	0/0	0	1.1	4	4	4	0	0	0	0	1	9	.444	0	0	0
<b>TOTAL</b>	<b>27.00</b>	<b>0-0</b>	<b>2</b>	<b>0</b>	<b>0</b>	<b>0/0</b>	<b>0</b>	<b>1.1</b>	<b>4</b>	<b>4</b>	<b>4</b>	<b>0</b>	<b>0</b>	<b>0</b>	<b>0</b>	<b>1</b>	<b>9</b>	<b>.444</b>	<b>0</b>	<b>0</b>	<b>0</b>

CAREER HIGHS

Category	High	Opponent (Last Time)	Date
Innings:	2.0	2 times (Creighton)	5/8/18
Longest Start:	-	--	--
Shortest Start:	-	--	--
Longest Relief:	2.0	2 times (Creighton)	5/8/18
Hits:	4	Ohio State	4/1/18
Runs:	4	Ohio State	4/1/18
Earned Runs:	4	Ohio State	4/1/18
Walks:	2	Cal Poly	3/8/18
Strikeouts:	2	2 times (Creighton)	5/8/18

CAREER PITCHING APPEARANCES

Date	Opponent	S/R	W/L/S	IP	H	HR	R-ER	BB-K
2/22/18	vs. Oregon St.	R	-	1.1	3	0	2-2	1-0
3/8/18	Cal Poly	R	-	1.2	2	0	3-3	2-0
3/13/18	Northern Colorado	R	-	0.1	0	0	0-0	0-0
3/21/18	at Oral Roberts	R	W	2.0	2	0	2-2	0-1
4/1/18	at Ohio State	R	-	0.1	4	1	4-4	0-0
4/18/18	Omaha	R	-	1.1	0	0	0-0	1-2
4/28/18	Nevada	R	-	1.0	2	0	0-0	0-0
5/4/18	Maryland	R	-	1.0	0	0	0-0	0-0
5/8/18	at Creighton	R	-	2.0	1	0	1-1	1-2





# #14 KENNET SORENSON

**SOPHOMORE • C/OF • 5-11 • 188 • B/T: L/R**  
**STONE MOUNTAIN, GA.**  
**(ST. PIUS X)**

## HONORS & AWARDS

- One Letter (2018)
- Nebraska Scholar-Athlete Honor Roll (Fall 2017; Spring 2018)

**2018:** Kennet Sorenson saw limited action as a freshman, going 1-for-4 on the season with one RBI • Made one start in three games overall • Recorded his first career hit on April 28 against Nevada • Made his first career start on April 10 as the designated hitter at Kansas State and had one RBI.

**Before Nebraska:** Sorenson played high school baseball at St. Pius X in Stone Mountain, Ga., under Coach Chad Garrison • In 2017, Sorenson captured honorable-mention Perfect Game All-America accolades after batting .455 with a .516 on-base percentage and .855 slugging percentage • Also earned first-team all-county, first-team all-region, first-team academic all-county and first-team preseason all-state honors in 2017 in addition to a spot on the Dekalb County Gold Glove Team • Named Dekalb County Baseball Scholar Athlete of the Year in 2017 as well as St. Pius X Team MVP, Offensive Player of the Year and Scholar-Athlete of the Year • In 2016, he batted .424, slugged .636 with 42 hits and 36 RBIs to help the team to a 25-7 record and the No. 5 final ranking in Georgia • Named a Perfect Game Underclass high honorable-mention All-American • Earned first-team all-county, first-team academic all-county and St. Pius X Baseball Scholar-Athlete of the Year • Captured 2016 Dekalb County All-Star Classic MVP honors when he set the single-game record for RBIs (5) • In 2015, he batted .420, slugged .580 with 35 hits and 26 RBIs to earn Perfect Game Underclass honorable-mention All-America honors • Helped the team to the 2015 Region 8 title, a 29-4 record, the best in school history, and the No. 4 final ranking in Georgia • Captained the school's Academic Quiz Bowl team for two years, helping them to back-to-back third-place finishes at state • Compiled numerous academic awards, and was admitted into the University of Nebraska Honors program • Played club baseball for the 643 DP Cougars under Coach Danny Pralgo • The team captured the 17U Super 25 national title in 2016.

**Personal:** Born on July 28, 1998 in Lincoln, Neb. • Parents are Anne and Daren Sorenson • Has one sister, Kallan • Majoring in psychology • Enjoys playing guitar and reading screenplays.



## CAREER OVERALL STATISTICS

Year	AVG.	G-GS	AB	R	H	2B	3B	HR	RBI	TB	SLG%	BB	HBP	SO	GDP	OB%	SF	SH	SB-ATT	PO	A	E	FLD%
2018	.250	3-1	4	0	1	0	0	0	1	1	.250	0	0	0	0	.250	0	0	0-0	0	0	0	.000
<b>TOTAL</b>	<b>.250</b>	<b>3-1</b>	<b>4</b>	<b>0</b>	<b>1</b>	<b>0</b>	<b>0</b>	<b>0</b>	<b>1</b>	<b>1</b>	<b>.250</b>	<b>0</b>	<b>0</b>	<b>0</b>	<b>0</b>	<b>.250</b>	<b>0</b>	<b>0</b>	<b>0-0</b>	<b>0</b>	<b>0</b>	<b>0</b>	<b>.000</b>

## CAREER BIG TEN STATISTICS

Year	AVG.	G-GS	AB	R	H	2B	3B	HR	RBI	TB	SLG%	BB	HBP	SO	GDP	OB%	SF	SH	SB-ATT	PO	A	E	FLD%
2018	.000	1-0	1	0	0	0	0	0	0	0	.000	0	0	0	0	.000	0	0	0-0	0	0	0	.000
<b>TOTAL</b>	<b>.000</b>	<b>1-0</b>	<b>1</b>	<b>0</b>	<b>0</b>	<b>0</b>	<b>0</b>	<b>0</b>	<b>0</b>	<b>0</b>	<b>.000</b>	<b>0</b>	<b>0</b>	<b>0</b>	<b>0</b>	<b>.000</b>	<b>0</b>	<b>0</b>	<b>0-0</b>	<b>0</b>	<b>0</b>	<b>0</b>	<b>.000</b>

**CAREER HIGHS**

Category	High	Opponent (Last Time)	Date
Hits:	1	Nevada	4/28/18
Runs:	-	--	--
Doubles:	-	--	--
Triples:	-	--	--
Home Runs:	-	--	--
RBI's:	1	Kansas State	4/10/18
Walks:	-	--	--
Stolen Bases:	-	--	--

**MISCELLANEOUS CAREER STATS**

**MULTI-HIT GAMES**

Year	2	3	4	5+	Total
2018	-	-	-	-	-
<b>Total</b>	<b>0</b>	<b>0</b>	<b>0</b>	<b>0</b>	<b>0</b>

**MULTI-RBI GAMES**

Year	2	3	4	5+	Total
2018	-	-	-	-	-
<b>Total</b>	<b>0</b>	<b>0</b>	<b>0</b>	<b>0</b>	<b>0</b>

**LONGEST HITTING STREAK**

1 game: April 28, 2018

**LONGEST REACHING BASE STREAK**

1 game: April 28, 2018





# #20 PAUL TILLOTSON

**SOPHOMORE • RHP • 6-2 • 205 • B/T: R/R**  
**MONUMENT, COLO.**  
**(LEWIS-PALMER)**

## HONORS & AWARDS

- Two Letters (2017, 2018)
- Academic All-Big Ten (2018)
- Nebraska Scholar-Athlete Honor Roll (Fall 2016; Spring 2017)

**2018:** Paul Tillotson was a key reliever for Nebraska's bullpen, making 16 appearances, which ranked fourth on the team • Went 1-2 with a 4.94 ERA and one save • Recorded 18 strikeouts in 27.1 innings pitched • Went a career-high 4.0 innings out of the bullpen against Indiana on May 12 and recorded two strikeouts, while allowing one run • Pitched 2.2 scoreless innings of relief at Rutgers on April 22 • Recorded a pair of strikeouts in 1.0 scoreless inning of relief in the second game of a doubleheader against Iowa on April 13 • Tossed 2.0 scoreless innings with one strikeout and one hit against Minnesota on March 24 • Struck out all three batters he faced in 1.0 inning of relief against Northwestern State on March 18 • Helped Nebraska shut out Cal Poly on March 9 when he threw 2.0 innings out of the bullpen and allowed only two hits and struck out one Mustang to earn his first career save • Earned the win against Utah on Feb. 23 with 3.0 scoreless innings of relief • Tossed 2.0 no-hit shutout innings out of the bullpen against Washington State on Feb. 17.

**2017:** Tillotson made two appearances on the mound, including one start, before receiving a medical hardship • Started the second game of Nebraska's opening day doubleheader against UC Riverside on Feb. 17, striking out two in 3.1 innings • Made a relief appearance of 2.0 innings against Arkansas on March 4.

**Before Nebraska:** The Colorado Gatorade Baseball Player of the Year and MaxPreps Colorado Player of the Year in 2016, Tillotson joined the Huskers out of Lewis-Palmer High School, where he played for Brett Lester and Tom McCabe • Native of Monument, Colo., who went 8-1 with a 1.02 ERA as a senior • Struck out 86 and walked 17 in 55.0 innings • Finished his prep career with a 22-3 record, a 1.47 ERA and 302 strikeouts • Also hit .539 with 14 home runs and 95 RBIs • Helped the Rangers to a Class 4A runner-up finish at the 2015 state tournament • Ranked by Perfect Game as the No. 237 overall prep player in the country and the No. 79 right-handed pitcher • Tabbed as the No. 3 overall player in the state of Colorado and the top right-handed pitcher • Earned honorable-mention Rawlings-Perfect Game All-America honors • Was a four-time letterwinner in baseball and two-time letterwinner in football.

**Personal:** Born on May 3, 1998, in Colorado Springs, Colo. • Parents are Paul and Shelly Tillotson • Has one sister, Katie • Majoring in mechanical engineering.



## CAREER OVERALL STATISTICS

Year	ERA	W-L	APP	GS	CG	SHO	SV	IP	H	R	ER	BB	SO	2B	3B	HR	BF	AVG.	WP	HP	BK
2017	13.50	0-0	2	1	0	0/0	0	5.1	12	8	8	1	4	1	0	1	30	.429	0	1	0
2018	4.94	1-2	16	0	0	0/1	1	27.1	33	16	15	11	18	6	0	2	128	.297	4	1	0
<b>TOTAL</b>	<b>6.34</b>	<b>1-2</b>	<b>18</b>	<b>1</b>	<b>0</b>	<b>0/1</b>	<b>1</b>	<b>32.2</b>	<b>45</b>	<b>24</b>	<b>23</b>	<b>12</b>	<b>22</b>	<b>7</b>	<b>0</b>	<b>3</b>	<b>158</b>	<b>.324</b>	<b>4</b>	<b>2</b>	<b>0</b>

## CAREER BIG TEN STATISTICS

Year	ERA	W-L	APP	GS	CG	SHO	SV	IP	H	R	ER	BB	SO	2B	3B	HR	BF	AVG.	WP	HP	BK
2017	--Did Not Play in Any Big Ten Games--																				
2018	6.23	0-1	8	0	0	0/0	0	13.0	20	9	9	3	9	5	0	1	63	.345	2	0	0
<b>TOTAL</b>	<b>6.23</b>	<b>0-1</b>	<b>8</b>	<b>0</b>	<b>0</b>	<b>0/0</b>	<b>0</b>	<b>13.0</b>	<b>20</b>	<b>9</b>	<b>9</b>	<b>3</b>	<b>9</b>	<b>5</b>	<b>0</b>	<b>1</b>	<b>63</b>	<b>.345</b>	<b>2</b>	<b>0</b>	<b>0</b>

CAREER HIGHS

Category	High	Opponent (Last Time)	Date
Innings:	4.0	Indiana	5/12/18
Longest Start:	3.1	UC Riverside	2/17/17
Shortest Start:	3.1	UC Riverside	2/17/17
Longest Relief:	4.0	Indiana	5/12/18
Hits:	7	Arkansas	3/4/17
Runs:	6	Arkansas	3/4/17
Earned Runs:	6	Arkansas	3/4/17
Walks:	3	2 times (Northern Colorado)	3/13/18
Strikeouts:	3	Northwestern State	3/18/18

CAREER PITCHING APPEARANCES

Date	Opponent	S/R	W/L/S	IP	H	HR	R-ER	BB-K
2/17/17	vs. UC Riverside	S	-	3.1	5	0	2-2	0-2
3/4/17	vs. Arkansas	R	-	2.0	7	1	6-6	1-2
2/17/18	vs. Washington St.	R	-	2.0	0	0	0-0	0-1
2/23/18	vs. Utah	R	W	3.0	1	0	0-0	1-0
3/4/18	at Wichita State	R	-	2.2	4	0	2-2	3-2
3/9/18	Cal Poly	R	S	2.0	2	0	0-0	1-1
3/13/18	Northern Colorado	R	L	1.2	1	0	3-2	3-1
3/18/18	Northwestern State	R	-	1.0	0	0	0-0	0-3
3/21/18	at Oral Roberts	R	-	0.2	3	1	1-1	0-0
3/24/18	Minnesota	R	-	2.0	1	0	0-0	0-1
4/1/18	at Ohio State	R	-	1.0	4	0	3-3	0-1
4/8/18	at Michigan State	R	L	0.2	1	0	1-1	0-1
4/13/18	Iowa (DH 2)	R	-	1.0	1	0	0-0	1-2
4/22/18	at Rutgers	R	-	2.2	2	0	0-0	2-1
4/26/18	Nevada	R	-	1.1	2	0	1-1	0-1
5/6/18	Maryland	R	-	0.2	2	0	0-0	0-1
5/12/18	Indiana	R	-	4.0	3	0	1-1	0-2
5/18/18	at Illinois	R	-	1.0	6	1	4-4	0-0





# #28 KEEGAN WATSON

**SOPHOMORE • OF • 6-3 • 198 • B/T: R/R**  
**FOUNTAINTOWN, IND.**  
**(NEW PALESTINE)**

## HONORS & AWARDS

- One Letter (2018)
- Nebraska Scholar-Athlete Honor Roll (Fall 2017)

**2018:** Keegan Watson started three games and played in five games as a position player, while making six appearances as a relief pitcher • In the season finale on May 19, he blasted his first career home run and tallied three RBIs and one run scored as part of a 1-for-4 day at Illinois • Threw 1.2 no-hit scoreless innings at Oral Roberts on March 20 • Walked in his first career at-bat on March 10 in the first game of a doubleheader against Cal Poly • Allowed one run on three hits in 1.2 innings of relief against Cal Poly on March 8 • Made his Husker debut on Feb. 22 when he threw 1.0 inning of relief against No. 2 Oregon State, striking out one Beaver.

**Before Nebraska:** Watson hails from Fountaintown, Ind., where he played high school baseball under Coach Shawn Lyons • Helped guide the team to sectional titles in 2014 and 2015, while winning a regional crown in 2014 • As a senior in 2017, batted .333 with 25 hits, 24 RBIs, seven doubles, two triples and six home runs • On the mound in 2017, went 6-1 with a 1.40 ERA and 73 strikeouts • Earned Perfect Game high honorable-mention Preseason All-America honors in 2017, while achieving second-team Central Region All-Senior, all-county, all-conference, honorable-mention all-state and All-USA Indy-Area Super Team status • In 2016, hit .402 with 33 hits, 29 RBIs and nine home runs • Went 3-3 with a 3.23 ERA and 64 strikeouts on the mound in 2016 • Named County Player of the Year in 2015 and 2016 • Captured all-county, all-conference, first-team all-state, All-USA Super Team Central Indiana and Perfect Game Underclass high honorable-mention honors • In 2015, batted .449 with 48 hits, 30 RBIs, 13 doubles, three triples and two home runs • Went 2-2 on the mound with a 6.60 ERA and 21 strikeouts in 2015 • Made the all-county, all-conference and first-team all-state teams in 2015 • Named a MaxPreps All-American and Perfect Game Underclass honorable-mention All-American in 2015 • Made the all-county team in 2014 after batting .491 with 27 hits, 19 RBIs, seven doubles, two triples and three home runs • Tossed a no-hitter against New Castle to win the 2016 Hoosier Heritage Conference title • Launched a game-winning home run in the sixth inning of the 2015 sectional championship to defeat Chatard • Earned one letter in basketball • Played club baseball for the Indiana Bulls Black under Coach Sean Laird.

**Personal:** Born on Sept. 9, 1998 • Parents are Dan and Amy Watson • Has one sister, Callee • Has not declared a major • Raced motocross from age 6 to 10.



## CAREER OVERALL HITTING STATISTICS

Year	AVG.	G-GS	AB	R	H	2B	3B	HR	RBI	TB	SLG%	BB	HBP	SO	GDP	OB%	SF	SH	SB-ATT	PO	A	E	FLD%
2018	.111	5-3	9	1	1	0	0	1	3	4	.444	1	0	5	0	.200	0	0	0-0	3	2	1	.833
<b>TOTAL</b>	<b>.111</b>	<b>5-3</b>	<b>9</b>	<b>1</b>	<b>1</b>	<b>0</b>	<b>0</b>	<b>1</b>	<b>3</b>	<b>4</b>	<b>.444</b>	<b>1</b>	<b>0</b>	<b>5</b>	<b>0</b>	<b>.200</b>	<b>0</b>	<b>0</b>	<b>0-0</b>	<b>3</b>	<b>2</b>	<b>1</b>	<b>.833</b>

## CAREER BIG TEN HITTING STATISTICS

Year	AVG.	G-GS	AB	R	H	2B	3B	HR	RBI	TB	SLG%	BB	HBP	SO	GDP	OB%	SF	SH	SB-ATT	PO	A	E	FLD%
2018	.200	2-1	5	1	1	0	0	1	3	4	.800	0	0	3	0	.200	0	0	0-0	3	0	0	1.000
<b>TOTAL</b>	<b>.200</b>	<b>2-1</b>	<b>5</b>	<b>1</b>	<b>1</b>	<b>0</b>	<b>0</b>	<b>1</b>	<b>3</b>	<b>4</b>	<b>.800</b>	<b>0</b>	<b>0</b>	<b>3</b>	<b>0</b>	<b>.200</b>	<b>0</b>	<b>0</b>	<b>0-0</b>	<b>3</b>	<b>0</b>	<b>0</b>	<b>1.000</b>



## CAREER HITTING HIGHS

Category	High	Opponent (Last Time)	Date
Hits:	1	Illinois	5/19/18
Runs:	1	Illinois	5/19/18
Doubles:	-	--	--
Triples:	-	--	--
Home Runs:	1	Illinois	5/19/18
RBI's:	3	Illinois	5/19/18
Walks:	1	Cal Poly	3/10/18
Stolen Bases:	-	--	--

## CAREER PITCHING HIGHS

Category	High	Opponent (Last Time)	Date
Innings:	1.2	2 times (Oral Roberts)	3/20/18
Longest Start:	-	--	--
Shortest Start:	-	--	--
Longest Relief:	1.2	2 times (Oral Roberts)	3/20/18
Hits:	3	2 times (Cal Poly)	3/8/18
Runs:	3	2 times (Wichita State)	3/2/18
Earned Runs:	3	Wichita State	3/2/18
Walks:	3	Oral Roberts	3/20/18
Strikeouts:	1	2 times (Cal Poly)	3/8/18

## MISCELLANEOUS CAREER HITTING STATS

## MULTI-HIT GAMES

Year	2	3	4	5+	Total
2018	-	-	-	-	-
<b>Total</b>	<b>0</b>	<b>0</b>	<b>0</b>	<b>0</b>	<b>0</b>

## MULTI-RBI GAMES

Year	2	3	4	5+	Total
2018	-	1	-	-	1
<b>Total</b>	<b>0</b>	<b>1</b>	<b>0</b>	<b>0</b>	<b>1</b>

## LONGEST HITTING STREAK

1 game: May 19, 2018 - present

## LONGEST REACHING BASE STREAK

1 game (2 times): Last Time: May 19, 2018 - present

## CAREER PITCHING APPEARANCES

Date	Opponent	S/R	W/L/S	IP	H	HR	R-ER	BB-K
2/22/18	vs. Oregon St.	R	-	1.0	3	1	3-2	0-1
3/2/18	at Wichita State	R	-	0.2	1	0	3-3	2-0
3/8/18	Cal Poly	R	-	1.2	3	0	1-1	1-1
3/13/18	Northern Colorado	R	-	0.1	1	0	2-1	2-0
3/20/18	at Oral Roberts	R	-	1.2	0	0	0-0	3-0
4/24/18	Creighton	R	-	0.0	1	0	0-0	2-0



## CAREER OVERALL PITCHING STATISTICS

Year	ERA	W-L	APP	GS	CG	SHO	SV	IP	H	R	ER	BB	SO	2B	3B	HR	BF	AVG.	WP	HP	BK
2018	11.81	0-0	6	0	0	0/0	0	5.1	9	9	7	10	2	2	0	1	35	.391	4	0	0
<b>TOTAL</b>	<b>11.81</b>	<b>0-0</b>	<b>6</b>	<b>0</b>	<b>0</b>	<b>0/0</b>	<b>0</b>	<b>5.1</b>	<b>9</b>	<b>9</b>	<b>7</b>	<b>10</b>	<b>2</b>	<b>2</b>	<b>0</b>	<b>1</b>	<b>35</b>	<b>.391</b>	<b>4</b>	<b>0</b>	<b>0</b>

## CAREER BIG TEN PITCHING STATISTICS

Year	ERA	W-L	APP	GS	CG	SHO	SV	IP	H	R	ER	BB	SO	2B	3B	HR	BF	AVG.	WP	HP	BK
2018	--Did Not Pitch in Any Big Ten Games--																				
<b>TOTAL</b>	<b>0.00</b>	<b>0-0</b>	<b>0</b>	<b>0</b>	<b>0</b>	<b>0/0</b>	<b>0</b>	<b>0.0</b>	<b>0</b>	<b>0</b>	<b>0</b>	<b>0</b>	<b>0</b>	<b>0</b>	<b>0</b>	<b>0</b>	<b>0</b>	<b>.000</b>	<b>0</b>	<b>0</b>	<b>0</b>





## #43 GARETH STROH

SENIOR • LHP • 6-2 • 200 • B/T: L/L  
KEARNEY, NEB.  
(PURDUE/COFFEYVILLE CC) (GIBBON)

### HONORS & AWARDS

- Third-Team All-Big Ten (2017 at Purdue)

**Before Nebraska:** Gareth Stroh played two years at Purdue (2017, 2018) after spending his first year of collegiate baseball at Coffeyville Community College in Kansas in 2016 • While with the Boilermakers, he went 10-6 with a 4.34 ERA in 32 appearances with 86 strikeouts over 159.2 innings • As a junior in 2018, he went 5-2 with a 4.93 ERA in 16 starts, recording 33 strikeouts in 69.1 innings • Earned third-team All-Big Ten honors as a sophomore in 2017, going 5-4 with a 3.89 ERA and 53 strikeouts in 90.1 innings over 16 appearances • Earned a save in his lone relief appearance of 2017 • Threw a complete-game two-hitter against Illinois in 2017 en route to Big Ten Pitcher-of-the-Week honors • In 2016 at Coffeyville, made 21 appearances, including 12 starts and recorded 67 strikeouts in 70 innings pitched • Earned academic all-conference honors during his time at Coffeyville • Graduated from Gibbon High School in 2015 as an honor roll student and National Honor Society member • Played summer baseball for Shelton/Gibbon Legion under Coach Paul Stroh.

**Personal:** Born on Oct. 22, 1996 • Parents are Paul and Deb Stroh • Has two brothers, Devin and Seth • Majoring in human development and family sciences.



## #45 TREY KISSACK

JUNIOR • RHP • 5-11 • 188 • B/T: R/R  
GRAND ISLAND, NEB.  
(UNC-GREENSBORO/SOUTHEAST CC) (GRAND ISLAND)

**Before Nebraska:** Trey Kissack spent one season at UNC-Greensboro after going to Southeast Community College for his first year of college baseball • As a sophomore at UNC-Greensboro in 2018, made six appearances on the mound, including three starts, to help the Spartans capture the Southern Conference regular-season crown • In 2017, while playing at Southeast Community College, went 5-3 in 14 starts, logging 68.1 innings and recording 70 strikeouts, while posting a 4.08 ERA • Earned Region IX All-Tournament Team, North Plains All-District Team and Omaha World-Herald All-Nebraska JUCO Team honors in 2017 • Helped Southeast earn a Regional Championship, a District Championship and took the Storm to their first-ever NJCAA World Series appearance • Played high school baseball at Grand Island under Coach Rick Kissack, where he graduated in 2016 • A three-year starter for the Islanders, he went 11-2 in 97.2 innings and earned a 2.37 ERA, while striking out 111 batters • During that span, Grand Island went 62-24 and made three state tournament appearances • Helped lead his Legion team to the 2014 Nebraska American Legion Summer title, earning a win and a save in the tournament • Garnered second-team All-Nebraska honors from the Omaha World-Herald and second-team Super-State accolades from the Lincoln Journal Star in 2016 • A two-time All-USA Today Nebraska second-team member and two-time all-conference honoree • Served as the baseball team captain in 2016 • Named the 2016 Max Preps Team Player of the Year • Earned three letters for the Grand Island football team, where he served as team captain in 2015, earning all-conference recognition on two occasions.

**Personal:** Born on Dec. 14, 1997 • Parents are Rick and Cindy Kissack • Has one sister, Colleen, and one brother, Zach • An avid hockey fan • Majoring in sociology and psychology.



## #38 TY ROSEBERRY

JUNIOR • 1B • 6-1 • 220 • B/T: R/R  
KEARNEY, NEB.  
(NEBRASKA-KEARNEY) (KEARNEY)

**Before Nebraska:** Ty Roseberry spent two seasons at Nebraska-Kearney playing under Coach Damon Day before transferring to Nebraska • In 2018, he led the conference in home runs (15) en route to third-team all-conference honors at first base • Batted .340 with 11 doubles and 44 RBIs in 2018 after starting as a true freshman in 2017 • Graduated from Kearney High School in 2016, where he played baseball under Coach Brad Archer • A three-year varsity starter, he hit .450 with 12 home runs over that span • Four-year honor roll member • Earned three letters in football and two letters in basketball.

**Personal:** Born on Sept. 12, 1997 • Parents are Dave and Dani Roseberry • Has two brothers, Cash and Cole • Majoring in agricultural economics.



## #24 AARON PALENSKY

SOPHOMORE • OF • 5-11 • 180 • B/T: R/R  
PAPILLION, NEB.  
(SOUTHEAST CC) (PAPILLION LA VISTA SOUTH)

**Before Nebraska:** Aaron Palensky played at Southeast Community College for one year under Coaches Dion and Tyson Parks before transferring to Nebraska • Batted .417 with 18 home runs, 77 RBIs, 72 runs scored, 24 stolen bases and 43 extra-base hits, while posting an .850 slugging percentage and .515 on-base percentage • Selected to the 2018 Valley Baseball League All-Star Team and 2018 Valley Baseball League Showcase Team • Graduated from Papillion La Vista South in 2017, playing baseball under Coach Bill Lynam • Helped the team qualify for the state tournament in 2016 • As a senior, he batted .342 with 23 runs scored, 15 RBIs, eight extra-base hits and an on-base percentage of .485 en route to second-team Super-State honors from the Lincoln Journal Star • Also earned second-team USA Today All-Nebraska accolades in 2017 • Named an honorable-mention all-state team member by the Omaha World-Herald on three occasions • A three-year honor roll member, he lettered four times in tennis, earning a spot on the honorable-mention all-state tennis list • Played Legion ball for the Amerilawn Titans Post No. 32 under Coach Bill Lynam and helped the team to runner-up honors at the 2015 State Legion Championship • In 2017, won the Legion batting title by hitting .475 and added five homers, 34 RBIs, 28 extra-base hits and 40 runs scored.

**Personal:** Born on Sept. 22, 1998 • Parents are Jim and DeeDee Palensky • Has one sister, Leah, and three brothers, Caleb, Sam and Ben • Enjoys playing disc golf • Majoring in sports media and communication.



## #44 BO BLESSIE

FRESHMAN • RHP • 6-4 • 170 • B/T: R/R  
MIDLAND, TEXAS  
(LEE)

### HONORS & AWARDS

- 2018 MLB Draft Pick (Washington Nationals, 36th Round)

**Before Nebraska:** Bo Blessie played high school baseball at Midland Lee in Texas under Coach Brian Roper • Drafted by the Washington Nationals in the 36th Round of the 2018 MLB Draft, but turned down professional baseball to play at Nebraska • Ranked as the No. 3 player in the state of Texas and No. 26 high school player in the nation • Tabbed a third-team All-American and first-team Texas All-Region by Rawlings-Perfect Game in 2018 • Played summer ball for FTB Tucci 55 under Coach Julio Figueroa and finished second in the nation.

**Personal:** Born on Oct. 21, 1999 • Parents are Brian and Shawn Blessie • Has two sisters, Allison and Taylor, and one brother, Blake • Majoring in communication studies.



## #29 CAM CHICK

FRESHMAN • INF • 5-9 • 175 • B/T: S/R  
ROCHEPORT, MO.  
(HICKMAN)

**Before Nebraska:** Cam Chick prepped at Hickman High School in Missouri under Coach Mason Mershon • In 2018, Chick batted .472 in helping Hickman to a district title as well as a runner-up finish at the state tournament • During his career, he compiled 16 home runs, 78 RBIs, 97 runs scored, 50 stolen bases and 99 hits • Earned third-team All-America honors from the ABCA in addition to first-team all-state and All-Region 5 team accolades in 2018 • Also garnered All-USA Missouri Baseball first-team recognition from USA Today in 2018 • Collected all-district honors in 2016 and 2018 • Earned four letters playing football at Hickman • Played summer baseball for Kansas City Prodigy under Coach Cameron Bentley, helping the team capture the Missouri World Series title and TCU national championship.

**Personal:** Born on April 11, 2000 • Parents are Bobby and Kim Chick • Has one sister, Breanna, and one brother, Ehrich • Majoring in sports media and communication.



## #40 CALEB FEEKIN

FRESHMAN • LHP • 6-3 • 200 • B/T: L/L  
PAPILLION, NEB.  
(PAPILLION LA VISTA)

**Before Nebraska:** Caleb Feekin played high school baseball at Papillion La Vista under Coach Nate McCabe • Earned first-team all-state honors in 2017 • Batted .377 as a senior in 2018, but couldn't pitch due to injury • As a junior on the mound, went 4-1 with a 1.63 ERA and 43 strikeouts in 38.2 innings • Also earned two letters in baseball and four letters in tennis at Papillion La Vista • Finished in the top six at the tennis state tournament in No. 1 doubles during each of his last three years • Named third-team all-metro in basketball in 2018 • An honor roll student, he was also a member of the National Honor Society • Played summer ball for Pinnacle Bank under Coach Nate McCabe • In 2017, he went 9-0 with a 0.58 ERA and 116 strikeouts, while batting .421, to help the team to the state title.

**Personal:** Born on Jan. 26, 2000 • Parents are Doug and Jill Feekin • Has two sisters, Ashley and Chelsey, and three brothers, Brian, Eli and Jacob • Brian played for the Nebraska baseball team in 2007 • Majoring in actuarial science.



## #11 DREW GILIN

FRESHMAN • INF • 6-2 • 185 • B/T: L/R  
OMAHA, NEB.  
(MILLARD SOUTH)

**Before Nebraska:** Drew Gilin prepped at Millard South under Coach Greg Geary • Helped the Patriots to two runner-up finishes at the state tournament • Batted .358 with four home runs, 32 RBIs and 27 runs scored with a .504 on-base percentage • Earned first-team all-state honors from the Omaha World-Herald and Super-State honors from the Lincoln Journal Star in 2017 and 2018 • Also earned four letters in basketball • Has been coached by former Huskers Blake Headley (2012-15) and Ty Kildow (2012-14) • Played summer ball for the Millard South P52's under Coach Greg Geary, compiling a .404 batting average with two home runs, 39 RBIs and 37 runs scored.

**Personal:** Born on June 18, 1999 • Parents are Jim and Jeana Gilin • Has two sisters, Ally and Jenn • Has not declared a major.



## #34 COLBY GOMES

FRESHMAN • INF/RHP • 6-5 • 225 • B/T: R/R  
OMAHA, NEB.  
(MILLARD WEST)

**Before Nebraska:** Colby Gomes played high school baseball at Millard West under Coach Steve Frey • Named the 2018 Perfect Game Nebraska Player of the Year • Earned first-team all-state honors in 2017 and 2018 • Went 14-2 during his career on the mound with a 2.25 earned-run average and 131 strikeouts in 23 appearances • Batted .296 for his career with 10 home runs, 69 RBIs, 79 hits and 21 doubles • Named an honorable-mention All-American and first-team All-Central Region by Rawlings-Perfect Game in 2018 • In 2018, he batted .305 with three home runs and 23 RBIs, while going 7-0 on the mound with a 1.05 ERA and 68 strikeouts • In 2017, he batted .273 with four home runs and 25 RBIs, while compiling a 1.56 ERA and a 5-1 mark with 42 strikeouts on the mound • In 2016, he hit .309 with three homers and 10 doubles, while going 2-1 on the mound with 21 strikeouts • Also earned two letters in basketball • Played summer ball for the Roof Tech Wildcats under Coach Steve Frey • Hobbies include disc golf.

**Personal:** Born on Sept. 20, 1999 • Parents are Shellie and Justin Gomes • Justin lettered for the Nebraska baseball team in 1995 and 1996, while Shellie (Hegge) lettered for the diving team in 1994 and 1995 • Middle name is Davis after former Cincinnati Red Eric Davis • Has one sister, Nolan, and one brother, Tristan • Majoring in psychology.



## #21 BRETT HAMMIT

FRESHMAN • INF • 6-3 • 205 • B/T: R/R  
NIXA, MO.  
(NIXA)

**Before Nebraska:** Brett Hammit prepped at Nixa High School in Missouri under Coach Jason Daugherty • Helped the team win a district title and sectional championship in 2016 • Batted .446 with 37 hits, 11 doubles, six home runs, 36 runs scored, 24 RBIs to earn Class 5 conference player-of-the-year honors in 2018 • Also earned first-team all-district, first-team all-conference and first-team All-Ozone in 2018 • Captured All-USA Ozarks accolades in 2017 and 2018 and earned Rawlings-Perfect Game Great Plains All-Region Dream Team honors during both seasons • Ranked as the No. 1 shortstop in Missouri • Registered the farthest hit with a wood bat in the 2017 Power Showcase Home Run Derby • Was an honor roll student and member of the National Honor Society.

**Personal:** Born on March 29, 1999 • Parents are Stacey and Carrie • Has one sister, Sydney, and one brother, Brock • Hobbies include building computers and solving Rubik's Cubes • Majoring in business administration.





## #41 TYLER MARTIN

FRESHMAN • LHP • 6-2 • 195 • B/T: L/L  
WEBB CITY, MO.  
(WEBB CITY)

**Before Nebraska:** Tyler Martin joined the Huskers from Webb City High School in Missouri, where he played under Coach Garr Highfill • As a senior in 2018, he earned first-team all-state and first-team all-conference honors after recording a 1.28 ERA with 75 strikeouts in 50 innings • Collected second-team all-conference accolades as a junior • Was a three-year honor roll member • Played summer ball for Midwest Nationals under Coach Randy Merryman, compiling a 1.84 ERA to help the team win the Mid-America World Series title.

**Personal:** Born on Feb. 17, 2000 • Parents are Andy and Angie Martin • Has not declared a major.



## #8 SHAY SCHANAMAN

FRESHMAN • INF/RHP • 6-0 • 195 • B/T: R/R  
GRAND ISLAND, NEB.  
(GRAND ISLAND)

**Before Nebraska:** Shay Schanaman played high school baseball at Grand Island in Nebraska under Coach Joe Wells • Earned first-team all-state honors in 2017 and 2018 • Compiled a career batting average of .400 with eight home runs and 80 RBIs • On the mound, he went 11-4 with a 2.43 ERA for his career • As a senior, he batted .391 with 27 runs scored, 41 RBIs, six doubles, one triple and four home runs • As a junior, he batted .396 with 26 runs scored, 20 RBIs, eight doubles, four triples and two home runs • An honor roll student and member of the National Honor Society, he graduated in the top 15 percent of his class • Also earned three letters in basketball • Played summer ball for the Nebraska Sluggers under Coach Rollie Kenny and for the STL Gamers under Coaches Matt Whiteside and Scott Cooper.

**Personal:** Born on Aug. 12, 1999 • Parents are Larry and Kim Schanaman • Has one brother, Sheridan • Hobbies include fishing, hunting, water sports and disc golf • Majoring in economics.



## #19 KYLE PERRY

FRESHMAN • LHP • 6-0 • 170 • B/T: L/L  
OMAHA, NEB.  
(MILLARD SOUTH)

**Before Nebraska:** Kyle Perry played high school baseball at Millard South under Coach Greg Geary • In 2018, he helped the Patriots to a runner-up finish at the state tournament, going 6-2 with one save and a 1.35 ERA and 81 strikeouts on the mound • As a hitter in 2018, he batted .354 with 11 RBIs and 24 runs scored • Earned first-team all-state from the Omaha World-Herald and Super-State honors from the Lincoln Journal Star in 2018 • In 2017, he went 10-0 with a 0.47 ERA and 90 strikeouts • Helped the team to a third-place finish at state in 2017, which included a no-hitter against Millard North in the first round • Named the captain of the 2017 first-team all-state team by the Omaha World-Herald and the Lincoln Journal Star Super-State Team • In 2016, went 3-1 with one save and a 0.33 ERA and 30 strikeouts • Also earned three letters in basketball, garnering second-team all-state pundits from the Omaha World-Herald and second-team Super-State honors from the Lincoln Journal Star in 2018 • Played Legion baseball for the Duensing Patriot 52s, going 8-1 with a 0.66 ERA and 90 strikeouts in 2018, while hitting .319 with 54 hits, 30 RBIs and 45 runs scored • In 2017, he went 5-1 on the mound with a 2.20 ERA and 53 strikeouts, while hitting .306 with 16 RBIs and 24 runs scored • In 2016, he went 8-0 with a 1.42 ERA and 52 strikeouts, while batting .348 with 20 RBIs and 21 runs scored.

**Personal:** Born on March 23, 2000 • Parents are Phil and Terri Perry • Has one sister, Erin, and one brother, Matthew • Has not declared a major.



## #1 SPENCER SCHWELLENBACH

FRESHMAN • INF/RHP • 6-1 • 200 • B/T: R/R  
SAGINAW, MICH.  
(SAGINAW HERITAGE)

### HONORS & AWARDS

• 2018 MLB Draft Pick (Cleveland Indians, 34th Round)

**Before Nebraska:** Spencer Schwellenbach played high school baseball at Saginaw Heritage in Michigan under Coach Robert Andrezejewski • Drafted in the 34th round of the 2018 MLB Draft by the Cleveland Indians, but turned down professional baseball to play at Nebraska • Compiled a career batting average of .416 with six home runs, 163 hits, 36 doubles, eight triples, 112 RBIs, 143 runs scored and 35 stolen bases as a four-year varsity letterwinner • Went 18-6 with a 0.73 ERA in 154 innings pitched, while recording five saves, 233 strikeouts and only 27 walks during his career • Named Mr. Baseball for the state of Michigan in 2018 • Three-time all-state selection, including first-team honors in 2017 and 2018 • Three-time first-team all-conference, including conference MVP accolades in 2018 • Named the 2018 Michigan Gatorade Baseball Player of the Year and finalist for the Detroit Athletic Club Male Athlete of the Year Award • Garnered first-team All-America honors from Collegiate Baseball in 2018 • As a senior, went 6-3 with a 0.50 ERA and 88 strikeouts in 56.1 innings pitched, while compiling a .367 batting average with 44 runs scored and 20 RBIs at the plate • As a junior, went 6-3 on the mound with three saves, 96 strikeouts and a 0.65 ERA in 65 innings pitched • Batted .481 as a junior with 15 doubles, 15 stolen bases, 29 RBIs and 45 runs scored • As a sophomore, went 5-0 with two saves, compiling a 0.81 ERA with 38 strikeouts in 26 innings pitched • Batted .448 as a sophomore with 11 doubles, 32 RBIs and 40 runs scored • As a freshman, went 1-0 with a 3.33 ERA and 11 strikeouts in 6.1 innings • Hit .356 as a freshman with six doubles, 34 RBIs and 26 runs scored • Also earned two letters in soccer and one letter in basketball • Earned academic all-conference honors on three occasions and made the President's Honor Roll • Played summer ball for the Motor City Hit Dogs under Coach Matt Petry.

**Personal:** Born on May 31, 2000 • Parents are Jay and Robin Schwellenbach • Has one sister, Taylor, and two brothers, Jordan and Mason • Majoring in supply chain management.



## #33 BLAKE PETERSON

FRESHMAN • OF • 6-2 • 175 • B/T: L/R  
LOOMIS, CALIF.  
(GRANITE BAY)

**Before Nebraska:** Blake Peterson played high school baseball at Granite Bay in Loomis, Calif., under Coach Pat Esposito • Helped the team to a sectional championship in 2018 • Earned first-team SFL accolades in 2018 • As a senior, he batted .330 with five triples, 17 RBIs and 19 stolen bases as the leadoff hitter • Also played football, leading the team in receiving and rushing yards en route to first-team all-metro honors.

**Personal:** Born on Oct. 7, 1999 • Parents are Randy and Joanna Peterson • Has two brothers, Ty and Taylor • Has not declared a major.

# ADIDAS BASEBALL



CARLOS CORREA  
MLB

adidas



# DARIN ERSTAD #17

**HEAD COACH**

**8TH SEASON**

**OVERALL RECORD: 235-169-1**

**BIG TEN RECORD: 96-68-1**

Darin Erstad was named the 23rd head coach of the Nebraska baseball program - and the fifth since 1947 - on June 2, 2011.

Over his seven seasons, the Huskers have made three trips to the NCAA Tournament and have qualified for the Big Ten Tournament six times. He holds a career head coaching record of 235-169-1, and was named 2017 Big Ten Coach of the Year when he helped the Husker capture the regular-season conference crown.

Erstad took over a team in 2012 that had failed to qualify for the postseason the previous three seasons and was making a move from the Big 12 to the Big Ten Conference. While the squad fell short of qualifying for the NCAA Tournament in 2012, improvement could be seen across the board. In addition to the 2017 conference title, Erstad has led NU to three runner-up finishes in the Big Ten regular-season standings and two runner-up finishes at the conference tournament since he took over.

In 2018, senior Scott Schreiber and junior Jesse Wilkening led the Husker offense as two of the best hitters in the Big Ten. Schreiber earned All-America honors after ranking in the top two of the conference in runs scored (62), home runs (18) and total bases (148). Schreiber ended his career in the top 10 of Nebraska's career hits (259), home runs (44) and RBIs (172) lists.

Schreiber, Wilkening and Luis Alvarado were each drafted following the season. Wilkening, who led the Huskers with a .372 batting average, signed with the Philadelphia Phillies organization following his junior season in 2018.

Despite numerous injuries to the pitching staff in 2018, senior closer Jake Hohensee earned All-America accolades after leading the team with 13 saves. Hohensee allowed only 12 hits and three runs in 25.2 innings, while recording 28 strikeouts. As a result, NU was 22-0 with the lead after eight innings and 21-0 with the lead after seven innings in 2018.

NU finished 2018 with 47 home runs, tying the most in a season under Erstad with the 2012 squad. The pitching staff earned 16 saves, marking the eighth consecutive season the Huskers have recorded double-digit saves.

During the 2018 season, Erstad became the fourth-winningest coach in program history when he passed Dave Van Horn (214 wins, 1998-2002) with his 215th win on Feb. 23.

Nebraska made its 15th NCAA Tournament appearance in 2017, and its third under Erstad in a four-year span. The Huskers went 35-22-1, which included a 16-7-1 record in Big Ten play. In the regular-season finale, NU routed Penn State, 21-3, en route to its first Big Ten regular-season crown, and first regular-season conference title since 2005. Jake Meyers and Schreiber each earned first-team All-Big Ten honors, while Angelo Altavilla and Hohensee each made the third team, and Luke Roskam collected all-freshman team accolades.

Meyers, who went 8-2 with a 3.42 ERA in 14 appearances on the mound and batted .297 in 2017, achieved All-America status from three publications. Meyers also went 20-for-22 stealing bases. Schreiber led NU's offense with a .330 average, seven home runs, 15 doubles and 51 RBIs. Altavilla batted .316 with 14 doubles and 39 RBIs. Hohensee went 7-3 with a 4.39 ERA in 14 starts. He struck out 57 batters, tied for the most on the team with Meyers.

During the 2017 season, Erstad became the fifth coach in Nebraska baseball history to surpass 200 wins. After the season, Meyers, Schreiber and Alvarado were each drafted. Meyers, a 13th-round pick by the Houston Astros, signed with the team, while Alvarado and Schreiber elected to return for their senior seasons. Alvarado was a 13th-round pick by the Seattle Mariners and Schreiber was drafted in the 26th round by the Tampa Bay Rays.

Nebraska returned to the NCAA Tournament for the second time in three years in 2016 and finished 0.5 game behind Big Ten regular-season champion Minnesota, which played one less game than the Huskers during conference play. The Huskers were 37-22 on the year, including a 16-8 record during Big Ten play. The Huskers once again played well at Hawks Field, boasting a 21-6 home record. The Huskers played some of their best baseball late in the season, as they were 15-4 over the final 19 games of the regular season, including a season-ending sweep of Indiana at home.

Erstad took a bigger role in the offense in 2016, and the Huskers hit for more power and put pressure on opposing defenses. The Huskers saw improvements in average, doubles, home runs, RBIs and stolen bases. Nebraska's power saw a big boost as it hit 43 home runs in 2016 after notching 22 in 2015. The Huskers were also more aggressive on the base paths, as their stolen bases jumped from 40 in 2015 to 62 in 2016, including 20 from Ryan Boldt.

Individually, the Huskers saw Schreiber turn into one of the premier power hitters in the conference as a sophomore in 2016, as his 16 home runs led the Big Ten and his 55 RBIs were one shy of the conference leader. Schreiber earned first-team All-Big Ten honors and was joined by second-team honorees Steven Reveles, Boldt and Chad Luensmann, while Meyers and Ben Miller were each third-team picks. Luensmann was also tabbed Big Ten Freshman of the Year, the first Husker to earn the award.

Luensmann ended the year with 13 saves in 14 chances, which was a freshman record and tied him for the third-most saves in a single season at Nebraska. Nine of his 13 saves came during Big Ten play, which led the conference.

Player development under Erstad continued in 2016, as three Husker juniors heard their names called during the MLB Draft. A 22nd-round pick out of high school, Boldt was taken in the second round and signed with the Tampa Bay Rays, becoming the highest drafted Husker since 2006 when Joba Chamberlain was a first-round pick by the New York Yankees. Junior left-handed pitcher Max Knutson was drafted for the first time in his career when he heard his name called in the 12th round and he signed with the Baltimore Orioles. Miller was drafted for the first time in his career when he was taken by the Pittsburgh Pirates in the 32nd round, but Miller turned down professional baseball to instead grow under Erstad for another season. Other 2016 seniors Reveles (Boston Red Sox) and Colton Howell (Kansas City Royals) both signed free-agent contracts.

The 2015 Huskers finished the season 34-23 and had four players drafted, including ninth-round pick Tanner Lubach. Along with Lubach, senior Blake Headley was taken in the 20th round by the Chicago Cubs, senior Josh Roeder was taken in the 21st round by the New York Yankees and Howell, a junior, was selected in the 27th round by the San Diego Padres, but returned to Nebraska for his senior season in 2016. Senior Kyle Kubat wasn't drafted, but signed a free agent contract with the Kansas City Royals.

The strength of the 2015 squad was its pitching staff, which produced a team ERA of 3.12, the lowest by a NU staff since the 2005 College World Series team produced a 2.69 ERA. Led by senior starters Chance Sinclair and Kubat, along with Roeder in the closer role, the Huskers produced a 2.61-to-1 strikeout-to-walk ratio. The last time a Husker pitching staff produced a strikeout-to-walk ratio of 2-to-1 or better was 2008, when NU finished the year with 491 strikeouts to 192 walks for a ratio of 2.56-to-1. Roeder finished his three-year Husker career as NU's all-time saves leader with 33, topping Brett Jensen's previous mark of 31. Roeder saved a career-best 15 games in 2015, one shy of tying Jensen's single-season record of 16.

The Huskers were 21-6 at Hawks Field in 2015, and they opened their home schedule with 11-straight wins, the program's longest winning streak since 2008 when it won 14 straight games. During Nebraska's first home weekend series of the year against Florida Gulf Coast, fans set a non-conference series attendance mark with 17,083 fans over the three-day series, easily topping the previous record of 14,885 against Alabama in 2006.

In 2014, the program returned to the NCAA Tournament for the first time since 2008 with an at-large bid to the Stillwater Regional. Nebraska went 1-2 at the regional, with both losses coming to perennial power Cal State Fullerton. The Huskers finished second in the Big Ten during both the regular season and at the Big Ten Tournament, with a loss to Indiana in the title game for the second straight season.

Nebraska fans showed their passion for baseball during the 2014 Big Ten Tournament just down the road in Omaha at TD Ameritrade Park. At the championship game between the Huskers and Hoosiers, 19,965 fans passed through the gates to set an NCAA record for a conference tournament game. Not counting the College World Series, it was the second-largest crowd to watch a college baseball game in 2014, topped only on May 13 at Turner Field in Atlanta, when 21,310 fans attended a contest between Georgia and Georgia Tech.

Nebraska was again one of the top offenses in the Big Ten Conference in 2014, ranking 19th nationally in hits (623), 30th in triples (19) and 31st in batting average (.293). Nebraska's defense was also one of the best units in the country in 2014. With a new starter at first base, third base, shortstop, left field and center field, the Huskers ranked 21st in the country with a .976 fielding percentage.

Three members of the 2014 squad were picked in the MLB Draft, including Pat Kelly (12th, Minnesota), Zach Hirsch (19th, Milwaukee) and Aaron Bummer



(19th, Chicago White Sox). It was the first time since 2010 that three Huskers were taken in the first 20 rounds of the MLB Draft. Michael Pritchard also signed a non-drafted free agent contract with the St. Louis Cardinals. On July 27, 2017, Bummer became the 36th Husker to reach the Majors when he was called up by the White Sox. Bummer made his MLB debut that night in a relief appearance against the Chicago Cubs.

During his second year at the helm in 2013, Erstad continued to infuse his hard-nosed, blue-collar work ethic. One of the biggest improvements under Erstad has been the Huskers' focus on defense. It was evident in 2013, as Nebraska set a school and Big Ten Conference record with a .981 fielding percentage, which ranked second nationally. The Huskers committed just 44 errors in 2013, marking their lowest total going back to 1985. From 2000 to 2012, the Huskers had averaged 71.2 errors per season.

Erstad and the rest of the Nebraska coaching staff tested the Huskers with the 16th-toughest schedule in the country in 2013. The Huskers got off to a rough start at 0-7 and finished the year 29-30, but were just a few wins away from the NCAA Tournament with an RPI of 31.

Nebraska also nearly won its first conference title since 2005, as it finished in a tie for second during the regular season and came within one win of bringing the Big Ten Tournament title back to Lincoln.

After posting a 15-9 record during the conference season, Nebraska entered the 2013 Big Ten Tournament at Target Field in Minneapolis as the No. 3 seed, where the Huskers defeated Michigan, 11-2, in the first round.

Following a second-round loss to Ohio State, the Huskers fell to the losers bracket where they knocked out Minnesota. The following day, Nebraska eliminated the Buckeyes and immediately had to play the top-seeded Indiana Hoosiers. The Huskers kept their season going with a win over the Hoosiers, as Lubach launched a walk-off home run in the bottom of the 11th inning.

The two squads returned to Target Field the following day with the Big Ten Tournament title and an automatic bid to the NCAA Tournament on the line. Indiana proved too much, as the Hoosiers returned the favor with a 4-3 walk-off win in the bottom of the ninth. The Hoosiers went on to play in the College World Series.

Individually, Chad Christensen developed from a shortstop to an all-conference outfielder. After playing shortstop during his first three seasons, and being a first-team all-conference pick in 2012, Christensen moved to the outfield in 2013, where he was one of three nominees for Big Ten Player of the Year.

Under Erstad, who earned three Gold Gloves during his career, Christensen posted a perfect 1.000 fielding percentage in 124 chances and ranked in the top-10 nationally among outfielders with eight assists. Christensen saw his draft stock rise 10 rounds, as he was picked in the 25th round of the 2013 MLB Draft by the Minnesota Twins after being picked in the 35th round of the 2012 Draft by the Miami Marlins.

During Erstad's first season in 2012, the Husker offense saw the biggest jump. The Huskers led the Big Ten Conference in six different categories, including home runs (47), RBI (375), runs (413), total bases (916), on-base pct. (.384) and slugging pct. (.445).

The Huskers also made noise on the national scene, as they ranked in the top-20 nationally in seven categories, including top-10 rankings in both batting average and scoring.

After hitting .270 as a team in 2011, the Huskers hit .315 in 2012 to rank eighth in the country. The Huskers also ranked eighth nationally in scoring with 7.1 runs per game after scoring 5.4 runs a game in 2011.

With a more disciplined approach at the plate, NU had 106 fewer strikeouts than it had in 2011, while playing three more games in 2012. The Huskers also produced 150 more hits, drove in 107 more runs and hit 17 more home runs to lead the Big Ten with 47 home runs. No other team in the league hit more than 38 homers.

Pritchard, a sophomore in 2012, continued his development at the plate and posted a 25-game hitting streak during the season - the third-longest streak in school history. For his efforts, he was named a third-team All-American by the NCBWA.

Four players from the 2012 team were picked in the 2012 MLB Draft, including 23rd-round picks Travis Huber (Minnesota Twins), Kale Kiser (Chicago White Sox) and Richard Stock (Cleveland Indians), who all signed contracts. Christensen was picked in the 35th round by the Miami Marlins, but chose to return to Nebraska for his senior season in 2013.

A two-time Major League All-Star and three-time Gold Glove winner, Erstad spent the 2011 season as a volunteer assistant coach with the Husker program. In his role, he helped lead a pair of Huskers to All-Big 12 honors, including third baseman Cody Asche. Asche became NU's first position player to earn All-America honors since 2006, as he hit .327 with 12 home runs and produced a school-record 27 doubles en route to second-team All-America honors in 2011.

One of the most decorated players in Nebraska baseball history, Erstad was a first-team All-American and finalist for the USA Baseball Golden Spikes Award in 1995, before embarking on a 14-year career in Major League Baseball. Erstad wrapped up his professional career in the fall of 2009, after playing for the Los Angeles Angels of Anaheim (1996-06), Chicago White Sox (2007) and Houston Astros (2008-09). During his career, he helped the Angels to a World Series title

in 2002 and two other playoff appearances. Erstad appeared in 1,654 games, while finishing his career as a .282 hitter with 1,697 hits, 124 homers and 699 RBIs. He was at his best in the postseason, hitting .339 in 29 career playoff games, including a .352 clip during the Angels' World Series run in 2002.

The No. 1 overall pick in the 1995 Major League Baseball First-Year Player Draft, Erstad spent the majority of his career playing for the Angels, where he won three Gold Gloves (2000-02-04) and was selected for the American League All-Star team in 1998 and 2000. He is the only player in Major League history to win Gold Gloves as an infielder (2004) and outfielder (2000 and 2002) and the first player in Major League history to win Gold Gloves at three positions (LF, 2000; CF, 2002; 1B, 2004).

His best year came in 2000 when he led the Major Leagues with 240 hits and finished second in the American League with a .355 batting average with 121 runs scored, 39 doubles, six triples, 25 home runs, 100 RBIs, 64 walks and 28 stolen bases en route to winning a Silver Slugger Award. That season, he topped the Angels in seven categories, and set franchise records for average, runs scored and hits. His 240 hits are tied for 13th in Major League history entering the 2019 season and the only player with more hits since 2000 is Ichiro Suzuki, who had 242 hits in 2001 and 262 hits in 2004.

A two-sport star at Nebraska, Erstad was a first-team All-American and Big Eight Co-Player of the Year as a junior in 1995. In addition to his exploits on the diamond, Erstad, a two-time academic all-conference selection, was also the starting punter for the Huskers' 1994 national championship football team, helping NU to a 13-0 record. Erstad was inducted into the Nebraska Athletics Hall of Fame in September of 2018.

A native of Jamestown, N.D., Erstad was a 13th-round pick by the New York Mets in the 1992 MLB Draft and earned first-team all-state accolades in four sports (football, hockey, track and baseball) in high school.

Darin, and his wife, Jessica, have one daughter, Jordan, and two sons, Zack and Adam.

## COACHING EXPERIENCE

Nebraska, Volunteer Coach (2011)

Nebraska, Head Coach (2012-present)

Year	Overall	Big Ten	Place	B1G Tournament	NCAA Tourn.
2012	35-23-0	14-10-0	4th	5th (1-2)	DNQ
2013	29-30-0	15-9-0	2nd	2nd (4-2)	DNQ
2014	41-21-0	18-6-0	2nd	2nd (3-1)	1-2
2015	34-23-0	9-14-0	8th	8th (0-2)	DNQ
2016	37-22-0	16-8-0	2nd	8th (0-2)	0-2
2017	35-22-1	16-7-1	1st	5th (1-2)	0-2
2018	24-28-0	8-14-0	10th	DNQ	DNQ
<b>Total</b>	<b>235-169-1</b>	<b>96-68-1</b>	<b>1 Title</b>	<b>6 Appearances</b>	<b>3 Appearances</b>

## CAREER HONORS

Big Ten Coach of the Year • Nebraska (2017)

World Series Champion • Anaheim Angels (2002)

Two-Time MLB All-Star • 1998 (OF); 2000 (OF)

Three-Time Gold Glove Award Winner • 2000 (OF); 2002 (OF) 2004 (1B)

Silver Slugger Award Winner • 2000 (OF)

Roberto Clemente Award • 2005 (Angels' Recipient)

National Champion (Football) • Nebraska (1994)

Nebraska Athletics Hall of Fame • 2018 Inductee

## PLAYING EXPERIENCE

Team	Played Under
Houston Astros (2008-09)	Cecil Cooper, Dave Clark
Chicago White Sox (2007)	Ozzie Guillen
Anaheim Angels (1996-2006)	Mike Scioscia, Terry Collins, Joe Maddon, Marcel Lachemann, John McNamara
Nebraska (1993-95)	John Sanders (BSB), Tom Osborne (FB)





## TED SILVA #12

**ASSOCIATE HEAD COACH  
RECRUITING COORDINATOR  
8TH SEASON**

Ted Silva was hired as Nebraska's pitching coach and recruiting coordinator on June 17, 2011. Silva was promoted to associate head coach in August of 2014.

During his first seven seasons, the Huskers made three trips to the NCAA Tournament and qualified for the Big Ten Tournament six times. In addition, he helped Nebraska capture the 2017 Big Ten regular-season crown.

Silva has helped produce multiple recruiting classes that rank among the best in the nation and in the Big Ten, including NU's crop of newcomers for 2019. In the fall of 2018, D1 Baseball tabbed NU's recruiting class 16th in the nation, while Baseball America awarded the class a top-35 ranking.

In 2018, senior Jake Hohensee earned second-team All-America honors as Nebraska's closer after spending 2017 as a starter. Hohensee relished the new role, recording a team-high 13 saves and allowed only 12 hits and three runs in 25.2 innings, while tallying 28 strikeouts. Despite numerous injuries to the pitching staff before and during the 2018 season, NU's bullpen went 22-0 when leading after eight innings and 21-0 when leading after seven innings.

As a team, Nebraska earned 16 saves in 2018, marking the eighth consecutive season the Huskers have recorded double-digit saves. NU has had an individual pitcher earn 10 or more saves in each of the last five seasons after no Husker pitcher reached the 10-save milestone during the previous seven seasons (2007-13).

Luis Alvarado, who elected to return to Nebraska for his senior season in 2018 after being drafted, transitioned into a starter role and led the Husker pitching staff in innings pitched (70.0) and strikeouts (65), while ranking second in ERA (4.89) behind Matt Waldron (4.26). Alvarado was drafted in the 17th round by the Los Angeles Angels following the season.

In 2017, the Huskers saw pitchers Hohensee (14 starts), Derek Burkamper (15 starts) and Jake Meyers (14 starts) each pitch over 70.0 innings, as NU went 35-22-1. Meyers earned All-America honors in addition to first-team All-Big Ten accolades as a utility player. Meyers, who served as the Sunday starter for the Huskers as a junior, helped NU post a 10-0-1 on Sundays in 2017. Hohensee, who garnered third-team All-Big Ten honors, went 7-3 with a 4.39 ERA in 80.0 innings during the 2017 campaign.

Nebraska's bullpen also played a crucial role in the Huskers capturing the Big Ten crown. The Huskers went 32-0 when holding a lead after six innings in 2017, thanks in large part to relievers Chad Luensmann and Alvarado. Alvarado, who didn't step foot on the mound during his first two years at Nebraska, earned 10 saves and posted a 1.72 ERA in 16 appearances as a junior. Luensmann earned eight saves as a sophomore. After the season, Meyers and Alvarado were each drafted in the 13th round. Meyers signed with the Houston Astros, while Alvarado elected to return for his senior season.

Waldron, Jake McSteen, Robbie Palkert and Nate Fisher each made double-digit relief appearances for the Huskers in 2017. Waldron, who made six starts and 16 appearances altogether, earned 43 strikeouts in 55.0 innings. McSteen went a perfect 4-0 with a 2.04 ERA in 22 showings, striking out 28 batters in 39.2 innings. Palkert came out of the bullpen 24 times, earning two saves and a 2.61 ERA, striking out 39 batters in 41.1 innings. Fisher threw 27.2 innings, earning 23 strikeouts in 15 relief appearances.

Silva had a busy offseason during the summer of 2016, as he was a member of the Team USA Collegiate National Team coaching staff that traveled to Taiwan, Japan and Cuba. The team ended the summer with a 3-2 series win in Cuba, the first time the team has achieved that after dropping series to the Cubans in 2012 and 2014.

Silva has led Nebraska's efforts to bring young talent to Lincoln. In the fall of 2013, Baseball America ranked Nebraska's recruiting class No. 11 in the nation, the highest ranking for the Huskers in school history. It was the first full recruiting class under Head Coach Darin Erstad, then-Associate Head Coach Will Bolt and Silva.

That class went on to produce three juniors that were drafted in 2016, including two who signed professional contracts. A 22nd-round pick out of high school, Ryan Boldt was taken in the second round and signed with the Tampa Bay Rays, becoming the highest drafted Husker since 2006 when Joba Chamberlain was a first-round pick by the New York Yankees.

Junior left-handed pitcher Max Knutson was undrafted out of high school, but under Silva he turned into a 12th-round pick in 2016 and he signed with the Baltimore Orioles. Ben Miller was drafted for the first time in his career when he was taken by the Pittsburgh Pirates in the 32nd round, but Miller turned down professional baseball to instead return for his senior season.

Silva had to rework a weekend rotation in 2016, breaking in true freshman Matt Waldron and sophomore Jake Meyers. Nebraska's weekend starters threw

a total of 256.2 innings in 2015, with seniors Kyle Kubat and Chance Sinclair combining for 185.2 innings, or roughly 73 percent of the weekend innings pitched. Waldron earned a unanimous spot on the All-Big Ten Freshman Team after leading the Huskers in wins (7), innings pitched (75.1) and strikeouts (56). His seven victories were the most by a Husker freshman since 2005 when Johnny Dorn won 12 games. Meyers was a two-way player for the Huskers and joined the rotation midway through the year. In nine starts the sophomore went 6-1 and posted a 1.42 ERA in 50.2 innings, the second-lowest single-season ERA in school history by a pitcher who threw at least 40 innings.

Silva tutored Big Ten Freshman of the Year Luensmann, who saved 13 games in 14 chances for the Huskers in 2016. Luensmann ended the year tied for third with Brett Jensen (2006) on NU's single-season saves list and was three saves shy of Jensen's single-season record of 16 saves set in 2005. Nine of Luensmann's 13 saves came during Big Ten play, which led the league. In 38.0 innings over 28 appearances on the year, Luensmann posted a 1.18 ERA, which led NU's bullpen. He allowed just three extra-base hits all season and held opposing batters to a .171 batting average.

The strength of the 2015 Huskers was their pitching staff, which produced a team ERA of 3.12, the lowest by a NU staff since the 2005 College World Series team produced a 2.69 ERA. The Huskers allowed just 144 walks on the year, the lowest total since 1998 when NU gave up 160 walks. Nebraska's 2.52 walks per game allowed tied the 2003 staff for the second-lowest average in school history, as the 2000 staff set the record with 2.46 walks per game.

Led by Sinclair and Kubat, along with senior closer Josh Roeder, the Huskers produced a 2.61-to-1 strikeout-to-walk ratio. The last time a Husker pitching staff produced a strikeout-to-walk ratio of 2-to-1 or better was 2008, when NU finished the year with 491 strikeouts to 192 walks for a ratio of 2.56-to-1. Roeder finished his three-year Husker career as NU's all-time saves leader with 33, topping Brett Jensen's previous mark of 31. Roeder saved a career-best 15 games in 2015, one shy of Jensen's single-season record of 16.

After the season, Roeder was taken in the 21st round by the New York Yankees, junior Colton Howell was selected in the 27th round by the San Diego Padres, but chose to return to Nebraska, while Kubat signed a free agent contract with the Kansas City Royals.

The 2015 team built on the success it started in 2014, as NU posted a 3.50 ERA, the lowest since 2006 when the Huskers notched a 3.40 ERA. It was also just the second time since 2006 that the Huskers had an ERA under 4.00.

Nebraska's rotation of Christian DeLeon, Sinclair and Aaron Bummer were at the top of their games in early April when the Ohio State Buckeyes paid a visit to Hawks Field. The trio each tossed a complete game in the sweep of the Buckeyes, marking the only time in Division I baseball in 2014 that a team had three players each toss a 9.0 complete game in the same weekend series.

Individually, Sinclair thrived under Silva, as the junior college transfer from Spring Hill, Kan., was tabbed as a third-team All-American and a unanimous All-Big Ten pick after posting a 9-1 record with a 2.15 ERA. DeLeon was selected as a second-team all-conference pick, and Bummer was picked in the 19th round by the Chicago White Sox after being picked in the 31st round by the New York Yankees in 2011. On July 27, 2017, Bummer became the 36th Husker to reach the Majors when he was called up by the White Sox. Bummer made his MLB debut that night in a relief appearance against the Chicago Cubs.

In the bullpen, senior and third-team All-Big Ten pick Zach Hirsch was Nebraska's top left-handed reliever and his 1.72 ERA in 2014 ranked second in school history, trailing Bill McGuire's school-record 1.29 ERA in 1984. The one-time starter posted 50 strikeouts in 52.1 innings of work and was drafted in the 19th round by the Milwaukee Brewers.

Silva continued to rework Nebraska's pitching staff during his second season in 2013. With Kubat missing the first 33 games of the year with shoulder soreness, the Huskers leaned on DeLeon, a junior college transfer, as their Friday night starter.

DeLeon produced a 7-4 record and a 3.21 ERA. The junior righty led the Huskers in inning pitched (92.2) and strikeouts (46).

Kubat made a dramatic return against No. 10 Arkansas on April 16, as the sophomore threw the first 5.0 innings of a combined no-hitter, with Tyler Niederklein and Dylan Vogt finishing off the historic day. It was the fourth combined no-hitter in school history and the first no-hitter since four Huskers no-hit Peru State on March 6, 1993. It was also the first no-hitter against a Division I program since April 5, 1981, when Anthony Kelley no-hit the Oklahoma Sooners in seven innings.

Kubat ended 2013 with a 5-0 record and a 1.81 ERA in eight starts. He became the 12th pitcher in school history to post a perfect record on the year



with a minimum of five wins and the first to achieve the feat since 2006 when Jensen also went 5-0.

Another young lefty entered the starting rotation late in the 2013, as Bummer moved out of the bullpen. Bummer started in his final seven appearances of the season, and went 5.0 or more innings in six of the seven starts, including 7.0 innings in each of his final three starts. He carried a 3.86 ERA over his first nine appearances of the year, but ended the season with a 2.50 ERA after entering the weekend rotation.

Silva took over a young pitching staff in 2012 that returned no seniors and needed to replace its closer, after Casey Hauptman was picked in the 26th round of the 2011 MLB Draft by the New York Mets.

Under Silva's guidance in 2012, Kubat, then a true freshman, emerged as one of the most consistent starters in NU's rotation during the end of the season. Kubat, who won his final three starts during Big Ten play, was named a Freshman All-American by Collegiate Baseball, a third-team All-Big Ten performer and was selected to the Big Ten All-Freshman team.

In the bullpen, Vogt developed into the Huskers' most dangerous arm late in games. The Omaha native posted a 1.84 ERA over 53.2 innings of work, while striking out 34 and giving up just five extra-base hits all year, including no home runs.

Silva also continued the development of Travis Huber, who led the 2012 team in saves with seven. After previously being picked twice in the MLB Draft in the 47th (2010) and 39th (2011) rounds, Huber was selected in the 23rd round of the 2012 MLB Draft by the Minnesota Twins and signed with the organization.

Silva, a native of Redondo Beach, Calif., and a 1995 All-America pitcher at Cal State Fullerton, helped lead UC Irvine to national prominence from 2008 to 2010, when the Anteaters qualified for three straight NCAA Regionals and won the 2009 Big West Conference title. He moved on to Loyola Marymount under longtime friend and former Titan teammate Jason Gill for the 2011 season.

In Silva's first season as pitching coach at UC Irvine, the Anteaters won the 2008 Lincoln Regional, including a 3-2 win over host Nebraska. The Anteaters nearly advanced to the College World Series, but fell one inning short of sweeping No. 2 LSU before the Tigers came back to win the Super Regional. While at UCI, Silva's pitching staff produced a 3.89 ERA and helped the program to its first Big West Conference championship. The Anteaters qualified for the NCAA Tournament all three years and were eliminated in 2010 by eventual national runner-up UCLA.

Silva took an assistant coaching position at Loyola Marymount under Gill for the 2011 season. The two were teammates on the 1994 Cal State Fullerton squad that finished 47-16 and reached the College World Series. In his only season with the Lions, Silva's pitchers posted a 3.25 ERA to rank 30th nationally, cutting the team's ERA nearly in half from 2010 (7.21). A trio of LMU pitchers were selected in the 2011 MLB Draft, including a pair of top-15 round selections in Jason Wheeler (8th round) and Alex Gillingham (11th round).

Silva and Gill were on staff at their alma mater in 2005 and 2006, when Silva served as a volunteer assistant coach. The Titans won the Big West Conference championship both years and reached the College World Series in 2006 when CSF produced an NCAA-best 2.73 ERA. Silva helped coach All-Americans and future first-round selections Ricky Romero (2005) and Wes Roemer (2006) to Big West Pitcher-of-the-Year honors. After a year at Fresno State, Silva accepted the UC Irvine pitching coach position and led four Anteater hurlers to a combined 19 All-America awards.

During his three seasons at UCI, the Anteaters posted some of the best marks in school history, including the nation's third-best ERA in 2008 at 3.27, the program's best since 1974. The same season, UCI struck out a school-record 503 hitters. The following year, UCI tied the school record with 20 saves, while the 2010 season saw the Anteaters achieve the league's second-best totals in ERA (3.98) and strikeouts (483).

Silva spent the 2007 season at Fresno State and helped the Bulldogs to an NCAA Regional appearance. As a team, Fresno State finished with the second-best ERA in the WAC at 4.54, while three Bulldog hurlers ranked in the top 10 individually.

Prior to his coaching days, Silva was a standout pitcher at Cal State Fullerton from 1993 to 1995. A two-time first-team all-conference selection, Silva was 26-7 over his career with a 2.92 ERA and 26 saves, the fourth-most in school history. Silva, who earned 1995 first-team All-America honors, played a key role in the Titans' run to the national title, including earning the win in the championship game against USC. The 1995 Big West Conference Pitcher of the Year, Silva finished the season as the national leader in victories with a single-season school-record 18 wins (18-1) to go along with six saves. He produced a 2.83 ERA with 142 strikeouts.

As a sophomore, Silva was named a second-team All-American by Collegiate Baseball after he went 4-4 with a 2.29 ERA and 13 saves, the third-most in Titan history. He earned a spot on Team USA following the season.

Silva was selected by the Texas Rangers in the 21st round of the 1995 MLB Draft, the same year Nebraska's Darin Erstad was the No. 1 overall pick by the California Angels. Silva spent five seasons in the Rangers organization, spent one year pitching overseas in Taiwan and also played in the independent Atlantic League.

Silva, who also served as an assistant coach at Villa Park High School in 2004, attended Redondo Union High School in Redondo Beach, Calif., and graduated in 1992.

Ted and his wife, Tiffany, have one son, Andrew.

## COACHING EXPERIENCE

Nebraska • Associate Head Coach (2012-present)

Loyola Marymount • Assistant Coach (2011)

UC Irvine • Assistant Coach (2008-10)

Fresno State • Assistant Coach (2007)

Cal State Fullerton • Volunteer Assistant Coach (2005-06)

Villa Park High School • Assistant Coach (2004)

## CAREER HONORS

College World Series Champion

Cal State Fullerton (1995)

Team USA Collegiate National Team Staff

Bench Coach (2016)

Big West Pitcher of the Year

Cal State Fullerton (1995)

No-Hitter Against Pacific

April 23, 1995 - First 9-Inning No-Hitter in Cal State Fullerton History

## PLAYING EXPERIENCE

Camden Riversharks (2001)

Taiwan (2000)

Texas Rangers (1995-99)

Cal State Fullerton (1993-95)

## TIES TO OTHER HEAD COACHES

Head Coach

Mike Batesole

Augie Garrido

Jason Gill

Mike Gillespie

George Horton

Rick Vanderhook

Silva's Connection

Fresno State (2007)

Cal State Fullerton (1993-95)

Loyola Marymount (2011)  
Cal State Fullerton (1993-95)

UC Irvine (2008-10)

Cal State Fullerton (1993-95, 2005-06)

Cal State Fullerton (1993-95, 2005-06)





# MIKE KIRBY #9

## ASSISTANT HEAD COACH 5TH SEASON

Mike Kirby joined the Nebraska baseball staff in August of 2014 as the team's assistant head coach. Kirby is the team's third-base coach and also coaches Nebraska's infielders.

Kirby's fourth season on staff in 2018 saw All-Big Ten performers Scott Schreiber and Jesse Wilkening lead the Husker offense before being drafted in June. Schreiber, who ended his Husker career in the top 10 in hits, home runs and RBIs, earned All-America honors from ABCA/Rawlings after the season.

Wilkening, who led the Huskers with a .372 batting average, signed with the Philadelphia Phillies organization following his junior season in 2018. As a team, NU blasted 47 home runs in 2018, tying the most in a season since Coach Erstad took over in 2012.

Kirby helped the Huskers win the Big Ten regular-season crown in 2017, which also marked NU's second consecutive NCAA Tournament appearance. In 2017, Jake Meyers earned All-America honors from three publications and was one of two first-team All-Big Ten honorees, along with Schreiber.

Both were drafted in addition to Luis Alvarado following the 2017 campaign. Meyers signed with the Houston Astros, while Schreiber and Alvarado elected to return for their senior seasons. Angelo Altavilla earned third-team All-Big Ten accolades and Luke Roskam made the All-Freshman Team.

A pair of Husker infielders earned All-Big Ten honors during Kirby's second season, including first-team first baseman Schreiber and second-team shortstop Steven Reveles. As a team, the Huskers finished fourth in the Big Ten with a .281 average, while ranking third in home runs (43), fourth in doubles (102) and fourth in RBIs (292). Nebraska's defense ranked third in the league with a .976 fielding percentage and it led the Big Ten with 60 double plays.

The Huskers qualified for the NCAA Tournament in 2016 after posting a 37-22 record. NU finished second in the Big Ten with a 16-8 mark during conference play.

In Kirby's first season at Nebraska in 2015 the Huskers reached the Big Ten Tournament for the fourth straight season. Once again the Huskers played solid defense behind their pitchers with a fielding percentage of .976, which was tied for 20th nationally. Two Husker position players were taken in the MLB Draft, including catcher Tanner Lubach in the ninth round by the Angels and infielder Blake Headley in the 20th round by the Cubs.

Kirby joined the Huskers after three seasons at Cal State Fullerton, his second stint with the Titans, where he coached first base, infielders and served as the program's recruiting coordinator. His first class in 2012 was ranked 23rd in the country by Baseball America, producing National Freshman Pitcher of the Year Thomas Eshelman and Big West Conference Pitcher of the Year Justin Garza. Both Eshelman and Garza pitched for the USA Collegiate Baseball National Team during the summer of 2014. Eshelman was named an All-American each of his last three seasons and was a second-round pick by Houston in 2015.

Before returning to Fullerton, Kirby was instrumental in helping George Horton put the Oregon Ducks on the national scene. Kirby played a large role in four consecutive top-25 recruiting classes, including three ranked in the top 10 and a program-best No. 5 ranking in 2010. Kirby was also responsible for coaching first base and working with the team's outfielders.

In his three seasons with the Ducks, the program produced seven All-Pac-10 position players and four major league draft picks.

In 2010, the Ducks made a remarkable jump after finishing 14-42 in 2009. They finished the year with a 40-24 mark, having advanced to the postseason for just the third time in school history and the first since 1964. It was the second-biggest turnaround by a college baseball team since the NCAA began keeping the stat in 1998. The Ducks finished the season on four national polls after reaching the elimination game at the Norwich Regional.

After spending nine years working in sales for the Los Angeles Angels of Anaheim (1999-2008), Kirby joined Buddy Goldsmith's UNLV coaching staff for the 2008 season. While in Las Vegas he served as the Rebels' third base coach and helped develop the catchers. While in Las Vegas, Kirby was instrumental in helping Xavier Scruggs win the Mountain West Conference's triple crown with a .379 average, 20 home runs and 65 RBIs.

Kirby saw his first action in Fullerton in 1991 and spent eight of the next nine seasons as either a student assistant (one year), facilities manager (three years) or assistant coach (four years). He left the Titans briefly to assist at Los Angeles City College in 1996.

From 1991 to 1999, Kirby helped the Titans to six Big West Conference titles,

four College World Series appearances (1992, 1994, 1995, 1999) and a national championship in 1995. He helped groom nine (Frank Charles, Steve Sisco, Phil Nevin, Dante Powell, Jeremy Giambi, Mark Kotsay, Mike Lamb, Aaron Rowand and Reed Johnson) former Titan position players for the Major Leagues and tutored four of the five Titan Olympians (Brian Loyd, Kotsay, Jason Moler and Nevin).

Kirby worked on Cal State Fullerton coaching staffs that included current Division I head coaches Horton and Vanderhook. Former head coaches Augie Garrido (Texas) and Dave Serrano (Tennessee) also worked on Fullerton coaching staffs with Kirby. Kirby played his last season of college ball under then-Long Beach State Head Coach and former Titan assistant Dave Snow.

Kirby played two seasons of junior college ball at Cerritos College under Horton in 1988 and 1989, when the Falcons won two state championships. He finished his collegiate career with the 49ers in 1990.

Kirby earned his bachelor's degree in kinesiology from Cal State Fullerton in 1994. He and his wife, Melissa, have two daughters, Payten and Lauren.

### COACHING EXPERIENCE

**Nebraska** • Assistant Head Coach (2015-present)

**Cal State Fullerton** • Assistant Coach (2012-15)

**Oregon** • Assistant Coach (2009-11)

**UNLV** • Assistant Coach (2008)

**Cal State Fullerton** • Assistant Coach (1997-99)

**Los Angeles City College** • Assistant Coach (1996)

**Cal State Fullerton** • Assistant Coach (1991-95)

### CAREER HONORS

**College World Series Champion**

Cal State Fullerton (1995)

### MLB EXPERIENCE

**Los Angeles Angels of Anaheim** • Sales (1999-2008)

### PLAYING EXPERIENCE

**Cerritos College** (1988-99)

**Long Beach State** (1990)

### TIES TO OTHER HEAD COACHES

**Head Coach**

Augie Garrido

George Horton

Dave Serrano

Rick Vanderhook

**Kirby's Connection**

Cal State Fullerton (1991-95)

Cerritos College (1988-99)  
Cal State Fullerton (1991-95, 1997-99)  
Oregon (2009-11)

Cerritos College (1988-99)  
Cal State Fullerton (1997-99)

Cal State Fullerton (1991-95, 2012-14)





## CURTIS LEDBETTER #15

**VOLUNTEER ASSISTANT COACH  
1ST SEASON**

Curtis Ledbetter transitioned into the role of volunteer coach in August 2018 after spending 10 years as Nebraska's director of operations. He begins his first season in 2019. Ledbetter will serve as the Huskers' first-base coach and hitting coach in addition to coaching NU's catchers.

Ledbetter, a former all-conference performer at Nebraska, joined the Husker staff in May of 2008 after a stint in professional baseball. An 18th-round draft pick of the Seattle Mariners in 2005, Ledbetter played professional baseball for three years, earning Frontier League all-star honors in 2007 – his final season in the professional ranks. In addition to his playing duties, he worked at the Nebraska Baseball Academy. Ledbetter currently serves as the academy director.

During his playing career, he was a three-year starter for the Huskers from 2003 to 2005, earning first-team All-Big 12 honors at two positions (designated hitter and first base), as he hit .320 with 34 homers and 166 RBIs in 180 career games.

As a senior, he earned Big 12 Tournament MVP honors, guiding the Huskers to a sweep of the conference regular-season and tournament titles. Ledbetter earned NCAA Tournament All-Regional honors in 2003 and 2005, as Nebraska won two Big 12 regular-season titles and won the first College World Series game in school history during his senior year.

In the classroom, Ledbetter was a three-time academic All-Big 12 selection, a Big 12 Commissioner's Honor Roll member and graduated from Nebraska in 2005 with a degree in journalism. He added a master's degree in education administration in December of 2012.

A native of Lawrence, Kan., Ledbetter played one season at Garden City Community College, earning honorable-mention All-Jayhawk League accolades. He hit .404 with 13 home runs and threw out 50 percent of would-be base stealers as the team's catcher.

He and his wife, Monica, have one daughter, Laney.



## TANNER LUBACH

**DIRECTOR OF OPERATIONS  
1ST SEASON**

Former Husker Tanner Lubach joined the Nebraska baseball staff in September 2018 as the team's director of operations.

Lubach, who played at Nebraska from 2013 to 2015, spent two years in the Los Angeles Angels organization after being selected in the ninth round of the 2015 MLB Draft. Lubach played Rookie ball for the Orem Owls in 2015 and spent the entire 2016 season with the Class A Burlington Bees.

Lubach began the 2017 season in independent baseball, where he earned All-Star honors playing for the Lake Erie Crushers of the Frontier League. He spent the second half of 2017 in the American Association, playing for the St. Paul Saints. In 2018, Lubach earned Frontier League All-Star honors for the second time during a stint with the Normal CornBelts.

At Nebraska, Lubach earned second-team All-Big Ten honors during his senior season in 2015. He hit .312 with 58 hits, 10 doubles, 26 RBIs, 31 runs scored and shared the team high in home runs (4) during his final year with the Huskers.

In 2014, Lubach started 43 games to help the Huskers to their first trip to the NCAA Tournament in six years, and first appearance under Head Coach Darin Erstad. Nebraska finished second in the Big Ten regular season and took runner-up honors at the Big Ten Tournament in both 2013 and 2014 when Lubach started the majority of Nebraska's games.

In the classroom, Lubach collected Academic All-Big Ten recognition on two occasions and claimed Big Ten Distinguished Scholar status in 2015. A seven-time Nebraska Scholar-Athlete Honor Roll member, Lubach earned his bachelor's degree in business administration from Nebraska in December 2016.

Lubach spent his freshman campaign at Hutchinson Community College in 2012, where he earned second-team NJCAA All-America accolades. He graduated from Lincoln Southwest High School in 2011.




**RENEE BRINKMANN**

**BASEBALL OFFICE MANAGER**

The 2019 season marks Renee Brinkmann's 32nd year as the Husker Baseball Office manager.

Along with day-to-day office operations, Brinkmann coordinates all travel arrangements and is the coordinator for the Nebraska Baseball Academy.

A graduate of Ponca (Neb.) High School, she earned her associate degree from the Lincoln School of Commerce in 1983. Renee is married to Curt Brinkmann.



**KEVIN OTTO**

**ASSISTANT DIRECTOR OF OPERATIONS**

Kevin Otto joined the Huskers in September 2017 as the assistant director of operations for the Nebraska baseball team.

Otto is in charge of video breakdown, and also assists with data operations and advance scouting for upcoming opponents. He has experience in collegiate baseball and professional baseball. He served as a graduate intern for the University of Texas baseball team for the 2017 season. Otto assisted with the Longhorns' video program, while also scouting upcoming opponents for the team.

Otto was a Minor League video intern within the Texas Rangers organization in 2014 after serving in the same role for the Kansas City Royals organization in 2013. He also served as an associate scout for the Milwaukee Brewers from 2012 to 2013.

Otto earned his bachelor's degree from Texas A&M University in sport management in 2011 and a master's degree from the University of Texas in sport management in 2017.



**MICHAEL PRITCHARD**

**GRADUATE MANAGER**

Michael Pritchard joined the Nebraska baseball staff as a graduate manager in the fall of 2017.

Pritchard played for the Huskers from 2011 to 2014, and played in the Minor Leagues from 2014 to 2016. While at Nebraska, he was an All-American in 2012, and earned All-Big Ten honors on three occasions, making the first team in 2012 and 2014. He was a second-team honoree in 2013.

Pritchard had 251 hits during his Husker career, the sixth-most in program history, and hit .339 over his four years. His 45 career doubles are tied for 10th in Nebraska history.

Following the 2014 season, he signed as an undrafted free agent with the St. Louis Cardinals. Pritchard made stops with the Gulf Coast League Cardinals (Rookie League), State College Spikes (Class A Short Season) and Palm Beach Cardinals (Class A-Advanced) while in the Minors.

Pritchard graduated from Nebraska in December 2015 with a degree in criminology and criminal justice.

**2019 STUDENT MANAGERS**

- TREY BEBEE**
- PATRICK MRUZ**
- KENDRICK UMPHREYS**
- KYLE WEBBER**



**ANDREW CHRISTENSEN**

**GRADUATE MANAGER**

Andrew Christensen joined the Nebraska baseball staff as a graduate manager in the summer of 2018.

Christensen previously served as a pitching coach for the St. Joseph Mustangs of the M.I.N.K. Collegiate Summer Baseball League in 2018. He was also an instructor for Elkhorn Training Camp in 2018.

Christensen pitched for Illinois Central College from 2013 to 2015. He spent the summers of 2013 and 2014 as an assistant coach for the Central Illinois Outlaws. Christensen played high school baseball at Metamora Township in Illinois from 2009 to 2012.

Christensen earned his bachelor's degree in marketing from Nebraska in 2017. He is currently a graduate student at Nebraska with an emphasis in leadership education.



**LUCAS NOVOTNY**  
**STRENGTH COACH**



**JERRY WEBER**  
**ATHLETIC TRAINER**



**NATE LAMBERTY**  
**GRADUATE ATHLETIC TRAINER**




**KYLE KOTROUS**  
**EQUIPMENT MANAGER**



**KATIE JEWELL**  
**ACADEMICS**



**LISA KOPECKY**  
**NUTRITION**



**CONNOR STANGE**  
**COMMUNICATIONS**




**HEIDI WETHERBEE**  
**MARKETING AND FAN EXPERIENCE**



**CHRIS PANKONIN**  
**HUSKERVISION**



**TYSON BILLINGS**  
**TICKETING**



**BRADY VOSSLER**  
**TICKETING**



**TIM HENRICHS**  
**EVENT MANAGEMENT**



**JOHN JENTZ**  
**BASEBALL SPORT ADMINISTRATOR**



**ROBERT DUGAS, M.D.**  
**CHIEF OF STAFF**



**Hank M. Bounds, Ph.D.**  
President,  
University of Nebraska

The Board of Regents consists of eight voting members elected by district for six-year terms, and four non-voting student Regents, one from each campus, who serve during their tenure as student body president. The board supervises the general operations of the university, and the control and direction of all expenditures. The board also includes a corporation secretary who manages all records including agendas, minutes, notices, policies and bylaws. Those documents can be found on the web at [nebraska.edu/board/](http://nebraska.edu/board/).

The board meets regularly, primarily in Lincoln but also in Omaha and greater Nebraska. Persons wishing to provide information to the board or to appear before it should contact: Corporation Secretary, University of Nebraska, Varner Hall, 3835 Holdrege, Lincoln, NE 68583.



**Timothy Clare**  
Lincoln



**Hal Daub**  
Omaha



**Howard Hawks**  
Omaha



**Bob Phares**  
North Platte



**Jim Pillen**  
Columbus



**Robert Schafer**  
Beatrice



**Paul Kenney**  
Amherst



**Bob Whitehouse**  
Omaha




**Logan Krejdl**  
Nebraska-Kearney



**Hunter Traynor**  
Nebraska-Lincoln



**Sarah Hotovy**  
Nebraska-Medical Center



**Renata Valquier Chavez**  
Nebraska-Omaha



## RONNIE GREEN

**CHANCELLOR**  
**3RD YEAR**  
**VIRGINIA TECH (1983)**

### NEBRASKA'S CHANCELLORS

1871-1876	—	Allen R. Benton
1876-1882	—	Edmund B. Fairfield
1884-1888	—	Ivin J. Manatt
1888-1891	—	Charles E. Bessey
1891-1895	—	James H. Canfield
1895-1899	—	George E. MacLean
1900-1908	—	E. Benjamin Andrews
1908-1927	—	Samuel Avery
1927-1938	—	E.A. Burnett
1938-1946	—	Chauncey S. Boucher
1947-1953	—	Reuben G. Gustavson
1953-1954	—	John K. Selleck*
1954-1968	—	Clifford Hardin
1968-1971	—	Joseph Soshnik
1972-1975	—	James H. Zumberge
1975-1976	—	Adam C. Breckenridge*
1976-1980	—	Roy A. Young
1980-1981	—	Robert H. Rufford
1981-1991	—	Martin A. Messengale
1991-1991	—	Jack Goebel
1991-1995	—	Graham B. Spanier
1995-1996	—	Joan R. Leitzel*
1996-2000	—	James Moeser
2000-2016	—	Harvey S. Perlman
2016-present	—	Ronnie Green

\* Interim Chancellor

Ronnie D. Green is the 20th chancellor of the University of Nebraska–Lincoln. He was appointed as chancellor on April 6, 2016 and assumed the duties of the office on May 8, 2016. An official installation ceremony was conducted on April 6, 2017.

In July 2010, Ronnie Green was appointed as the Harlan Vice Chancellor of the UNL Institute of Agriculture and Natural Resources and Vice President for Agriculture and Natural Resources of the University of Nebraska system. In June 2015, Dr. Green also assumed the interim role of Senior Vice Chancellor for Academic Affairs, the institution's chief academic officer.

Dr. Green was raised on a mixed beef, dairy, and cropping farm in southwestern Virginia. He received B.S. and M.S. degrees in animal science from Virginia Tech and Colorado State University, respectively. His doctoral

program was completed jointly at the University of Nebraska–Lincoln and the USDA-ARS U.S. Meat Animal Research Center in animal breeding and genetics.

Ronnie has served on the animal science faculties of Texas Tech University and Colorado State University, as the national program leader for animal production research for the USDA's Agricultural Research Service, and as executive secretary of the White House's interagency working group on animal genomics within the National Science and Technology Council. Prior to returning to the University of Nebraska, he served as senior global director of technical services for Pfizer Animal Health's (now Zoetis) animal genomics business.

Dr. Green is an internationally recognized authority in animal genetics; he has published 130 refereed publications and abstracts, nine book chapters and 56 invited symposia papers; and has delivered invited presentations in 43 U.S. states and 21 countries around the world. He is a past-president of the American Society of Animal Science (ASAS) and has served in a number of leadership positions for the U.S. Beef Improvement Federation, National Cattlemen's Beef Association, National Pork Board, and National Research Council. He currently serves on the board of directors of the Association of Public Land-grant Universities (APLU), Neogen Corporation, and the national Alpha Gamma Rho fraternity. He has been honored as a Fellow of both ASAS and the American Association for the Advancement of Science.

Ronnie and best friend Jane are the parents of four children, all graduates of, or enrolled at, the University of Nebraska–Lincoln. Justin, a political science/history graduate, is a political journalist in Washington, D.C.; Nate is a graduate of the College of Business and Nebraska Law and is with Hausmann Construction in Lincoln; Kelli is an advertising, public relations and global studies graduate and is preparing for the ministry at Princeton Theological Seminary; and Regan is a current student in human development and family science and agricultural communications. Collectively, members of the Green family hold or are pursuing a total of 15 University of Nebraska–Lincoln degrees.



## JOSEPHINE POTUTO, J.D.

**FACULTY ATHLETICS REPRESENTATIVE**  
**21st YEAR**  
**RUTGERS' DOUGLASS (1967)**

### NEBRASKA'S FACULTY REPS

1931-1946	—	T.J. Thompson
1947-1958	—	Earl Fullbrook
1959-1964	—	Charles S. Miller
1965-1968	—	Merk Hobson
1969-1970	—	John R. Davis
1971-1982	—	Keith L. Broman
1982-1997	—	James O'Hanlon
1997-present	—	Josephine Potuto

Josephine (Jo) R. Potuto, the Richard H. Larson Professor of Constitutional Law, has been Nebraska's faculty representative (FAR) at the NCAA and conference level since May 15, 1997.

In 2002, Potuto was named Outstanding Faculty Athletics Representative by the All-American Football Foundation. From 2008-09 to

2011-12 she was president of the 1A FAR (FARs from FBS institutions). Among her NCAA positions, Potuto spent nine years (the maximum) on the NCAA Division I Committee on Infractions (chair her last two years). She was one of three Big 12 Conference representatives on the NCAA Division I Management Council, and served on the NCAA Men's Gymnastics Championship Committee and an NCAA-wide (all divisions) committee to advise NCAA staff on student-athlete issues and educational programming for coaches, staff, and student-athletes. She currently serves on the NCAA Interpretations Committee.

A sports law expert, Potuto regularly lectures on sports issues in general and NCAA processes in particular. She has presented to, among others, the Knight Commission on Intercollegiate Athletics, the National Association of College and University Attorneys, the Association of Public and Land Grant Universities, and the National Association of Collegiate Directors of Athletics, as well at numerous university and law college conferences. She is an expert witness in litigation involving sports issues and a media "go-to" person. Potuto also lectures and consults on risk management and on free speech issues.

Potuto is a past adviser to the Uniform Law Commissioners Committee to draft a sports agent statute, has drafted rules governing search and seizure and hearings for the Nebraska Racing Commission, and also has written on issues of gender equity in college athletics. She has authored numerous articles on sports law issues. She just completed an article on how baseball hitting informs legal argument. The article is in the National Baseball Hall of Fame archives.

Potuto teaches constitutional law, procedure, federal jurisdiction, and sports law. She has been a visiting professor of law at the University of Arizona, Rutgers University, the Cardozo College of Law at New York's Yeshiva University, the University of Oregon, the University of North Carolina, and Seton Hall University. She currently teaches in the Summer Sports Law Institute at Oregon Law School.

Potuto was project director and a drafter of the Uniform Law Commissioners Sentencing and Corrections Act, as well as the drafter for the Nebraska Supreme Court Committee to Draft Criminal Jury Instructions. She is the author of three books. She was elected to membership in the American Law Institute, the Nebraska State Bar Foundation, and the Douglass Society.

Potuto earned her bachelor's degree in journalism at Rutgers' Douglass College, and her master's degree in English literature at Seton Hall. She earned her juris doctorate at the Rutgers Law College.

She is a member of the bars of Nebraska and New Jersey and is admitted to practice before the U.S. Supreme Court, the U.S. Court of Appeals for the Third Circuit, and the U.S. District Courts for Nebraska and New Jersey.





# BILL MOOS

**ATHLETIC DIRECTOR**  
**2ND YEAR**  
**WASHINGTON STATE (1973)**

Honor the past. Live the present. Create the future.

Nine simple words that carry impressive significance and undeniable responsibility. Words that Nebraska's new athletic director uses to lead his programs and set the tone for building champions in competition and in life. William H. (Bill) Moos was named Nebraska's Athletic Director on Oct. 15, 2017, and fully assumed those responsibilities on Oct. 23.

Moos, who became the 15th athletic director in the history of the storied Cornhusker program, brings nearly 25 years of experience as an athletic director at three Division I schools (Washington State, Oregon, Montana) with him to Nebraska. More importantly, he brings an impressive track record of success in building outstanding programs, developing long-term relationships, and for doing what is best for his schools, its fans and most importantly, its student-athletes.

"When you name the top three, four, five athletic programs in the great positions as an athletic director, Nebraska is in that same breath," Moos said at his introductory press conference at Memorial Stadium. "I want you to know that my motto has always been, in the 25 years I have been a Division I athletic director and it will be here too is very simple - honor the past, live the present, create the future."

In his first six months at Nebraska, Moos made three coaching hires. He drew universal praise for hiring Scott Frost, the 2017 consensus national coach of the year, as Nebraska's head football coach in December. Following the spring semester, Moos also hired Mark Hankins to coach the men's golf team and Sean Maymi to lead the men's tennis program.

Moos also oversaw several team successes in his first six months in Lincoln. He watched the volleyball team win its fifth national title and second in three seasons in December. In 2018, both the men's and women's gymnastics teams finished in the top six at the NCAA Championships, while bowling finished third and rifle finished eighth. Nebraska also continued its excellence in the classroom, producing four CoSIDA Academic All-Americans, including three first-team selections. The awards increased Nebraska's nation-leading total to 333 all-time CoSIDA Academic All-Americans across all sports.

Moos came to Lincoln after spending seven-plus years at Washington State (2010-17). He previously served 12 highly successful seasons as the athletic director at Oregon (1995-2007).

During his time at his alma mater, Moos wasted little time in making his impact felt in Cougar Athletics, spearheading a department-wide rebranding effort with Nike while securing a 10-year, \$35 million marketing rights agreement with IMG College.

In addition, the 2004 WSU Alumni Achievement Award winner gained Regents approval for a \$130 million addition and remodel of Martin Stadium, featuring a remodeled press box with luxury seating, including suites, loge boxes and club room.

Also included in the project was a state-of-the-art video board and an 80,000-square-foot football operations building that served as the stadium's showpiece and opened in May 2014.

As the dean of Pac-12 athletic directors, Moos was at the forefront of the conference's procurement of a 12-year, \$3 billion television contract with FOX and ESPN, a landmark agreement in college athletics. Under Moos' direction, the Cougar Athletic Fund's Annual Giving program saw an 81 percent increase in gifts while CAF donor members rose from nearly 4,000 to more than 7,500.

Additional facility enhancements under Moos included a center-hung video board in Beasley Coliseum that was installed prior to the 2011-12 season, giving Cougar basketball one of the premier fan experiences in the conference. An indoor golf hitting facility was also completed in early 2013, and Lower Soccer Field underwent a major renovation making the venue TV-ready while also providing one of the best playing surfaces on the West Coast, along with the addition of lights and a new scoreboard.

Other enhancements were made to the Moobery track facility, Bailey-Brayton Field, the basketball practice gym, Gibb Pool and the Simmelink Indoor tennis courts. In Moos' seven years at WSU, Cougar student-athletes and coaches accounted for 805 academic all-conference selections, 130 all-conference accolades, 45 All-America honors and three Pac-12 Coach-of-the-Year honors.

Moos served as Oregon's director of athletics from July of 1995 to 2007. While at Oregon he oversaw a 17-sport athletic department that grew to national prominence during his tenure. Oregon's annual athletic department budget grew from \$18.5 million in his first year to more than \$40 million by 2007, becoming 100 percent self-sufficient during that time. Under his

direction the Duck Athletic Fund donor base increased from 4,930 to 12,290, resulting in an annual gifts increase from \$4.1 million to \$15.3 million.

Moos initiated more than \$160 million in facility improvements while at Oregon. Included in that was the \$90 million Autzen Stadium renovation in 2002, which added 12,000 new seats, 32 new suites, a new Club at Autzen and a new press box to the stadium. In his 12 years, the Ducks ranked first in Pac-10 football attendance 11 times, reaching 100 percent capacity in each of those seasons.

During Moos' tenure, Oregon athletics captured 13 Pac-10 championships across six different sports. He increased opportunities for women by adding two intercollegiate programs, soccer and lacrosse, and negotiated an all-inclusive shoe and apparel contract with Nike, one of only 14 in the country at the time. From an academic standpoint during Moos' tenure, Oregon student-athletes collected 722 academic all-conference selections, 34 Academic All-America selections, nine NCAA Postgraduate Scholarship recipients and one NCAA Top Ten Award.

During his first stint as a collegiate athletic director at Montana (1990-95), Moos created an academic support program and hired its first athletic academic coordinator, developed a facility enhancement plan that created more than \$4 million in improvements, and lifted the school's fund-raising efforts to show a 300 percent increase in private and corporate gifts.

Academically, Montana student-athletes were equally successful as the athletic department achieved a graduation rate 20 percent higher than the general university enrollment. Under Moos' watch Montana garnered 269 academic all-conference selections, five Academic All-Americans and two NCAA Postgraduate Scholarship recipients.

Moos began his athletic career as an athletic administrator in 1982 as assistant athletic director at Washington State. He also served as the school's associate athletic director (1988-90).

At Washington State, he was director of development for more than five years and associate director for nearly two years, supervising all external operations. Prior to that, he managed and owned private businesses in Washington and Oregon for eight years. He was a student assistant football coach at Washington State for the 1973 season, then spent part of 1974 in Washington, D.C., serving as a government intern.

Raised on a wheat and cattle ranch in eastern Washington, Moos attended high school in Olympia when his father served in the governor's cabinet. Moos earned his bachelor's degree in history from WSU and was a three-year letterman in football before concluding his collegiate career by representing Washington State in the 1972 East-West Shrine All-Star Game in San Francisco.

He served as co-captain on the Cougars' 1972 squad and garnered first-team All-Pac-8 Conference honors. Moos and his wife Kendra have three daughters: Christa, Brittany and Kaiti; and two sons, Bo and Benjamin.

## NEBRASKA'S ATHLETIC DIRECTORS

1928-1876	—	Allen R. Benton
1928-1931	—	H.D. Gish
1932-1936	—	Dana X. Bible
1937-1942	—	Lawrence McCeney "Biff" Jones
1942-1947	—	A.J. Lewandowski
1948-1953	—	George "Potsy" Clark
1954-1960	—	J.W. "Bill" Orwig
1961*	—	Charles Miller and Joseph Soshnik
1962-1966	—	W.H. "Tippy" Dye
1967-1992	—	Bob Devaney
1993-2002	—	Bill Byrne
2003-2007	—	Steve Pederson
2007-2012	—	Tom Osborne
2013-2017	—	Shawn Eichorst
2017-present	—	Bill Moos

\*Interim Co-Directors



24-28 RECORD • 8-14 BIG TEN • 13-12 HOME • 6-13 AWAY • 5-3 NEUTRAL

INDIVIDUAL HITTING

Player	AVG	G-GS	AB	R	H	2B	3B	HR	RBI	TB	SLG%	BB	HBP	SO	GDP	OB%	SF	SH	SB-ATT	PO	A	E	FLD
Jesse Wilkening	.372	52-52	199	45	74	14	1	9	56	117	.588	24	7	36	6	.445	6	1	0-0	143	18	5	.970
Scott Schreiber	.369	52-52	214	62	79	13	1	18	48	148	.692	28	4	48	4	.446	3	0	4-5	324	25	3	.991
Mojo Hagge	.275	52-47	189	45	52	7	3	2	21	71	.376	24	4	18	7	.369	0	7	3-5	95	3	2	.980
Luke Roskam	.269	52-52	193	27	52	13	1	5	46	82	.425	34	1	54	3	.373	5	0	2-2	178	74	11	.958
Jaxon Hallmark	.261	50-50	184	25	48	2	2	1	24	57	.310	33	0	57	4	.368	3	1	7-7	127	12	8	.946
Zac Repinski	.255	42-36	145	36	37	7	0	3	18	53	.366	17	3	36	3	.339	3	2	4-4	81	64	8	.948
Angelo Altavilla	.228	48-46	162	35	37	3	1	5	28	57	.352	30	3	27	2	.354	3	3	6-8	56	102	4	.975
-----																							
Gunner Hellstrom	.310	26-19	71	5	22	1	0	0	13	23	.324	8	2	11	2	.381	3	0	1-1	108	10	1	.992
Brison Cronenbold	.269	21-14	52	8	14	3	0	1	6	20	.385	9	2	14	0	.391	1	2	0-1	22	58	6	.930
Zac Luckey	.255	15-11	51	8	13	3	0	0	3	16	.314	3	1	9	1	.309	0	0	2-2	15	21	5	.878
Kennet Sorenson	.250	3-1	4	0	1	0	0	0	1	1	.250	0	0	0	0	.250	0	0	0-0	0	0	0	.000
Alex Henwood	.232	31-23	82	12	19	4	0	1	8	26	.317	11	6	23	2	.360	1	0	3-3	46	64	0	1.000
Luis Alvarado	.214	4-4	14	1	3	0	0	0	0	3	.214	2	0	3	1	.313	0	0	0-0	31	9	1	.976
Ben Klenke	.197	30-21	76	8	15	4	1	0	14	21	.276	8	1	22	0	.282	0	1	1-1	49	0	2	.961
Joe Acker	.192	24-15	52	9	10	0	0	0	3	10	.192	9	1	10	0	.323	0	1	0-0	51	0	0	1.000
Carter Cross	.185	13-8	27	2	5	0	0	0	4	5	.185	2	1	3	0	.250	2	1	0-1	11	0	1	.917
Mike Addante	.133	17-7	30	5	4	1	0	0	7	5	.167	6	0	9	0	.278	0	1	0-1	8	0	0	1.000
Keegan Watson	.111	5-3	9	1	1	0	0	1	3	4	.444	1	0	5	0	.200	0	0	0-0	3	2	1	.833
Jeff Athey	.091	12-6	22	2	2	0	0	1	2	5	.227	4	3	4	1	.310	0	0	0-0	0	0	0	.000
Nolan Hake	.000	7-1	5	1	0	0	0	0	0	0	.000	2	0	4	0	.286	0	0	1	1	1	0	1.000
<b>Totals</b>	<b>.274</b>	<b>52-52</b>	<b>1781</b>	<b>337</b>	<b>488</b>	<b>75</b>	<b>10</b>	<b>47</b>	<b>305</b>	<b>724</b>	<b>.407</b>	<b>255</b>	<b>39</b>	<b>393</b>	<b>36</b>	<b>.371</b>	<b>30</b>	<b>20</b>	<b>34-42</b>	<b>1365</b>	<b>509</b>	<b>60</b>	<b>.969</b>
<b>Opponents</b>	<b>.291</b>	<b>52-52</b>	<b>1801</b>	<b>333</b>	<b>524</b>	<b>77</b>	<b>4</b>	<b>48</b>	<b>296</b>	<b>753</b>	<b>.418</b>	<b>188</b>	<b>55</b>	<b>338</b>	<b>33</b>	<b>.371</b>	<b>24</b>	<b>39</b>	<b>37-54</b>	<b>1362</b>	<b>475</b>	<b>64</b>	<b>.966</b>

LOB - Team (426), Opp (410). DPs turned - Team (40), Opp (44). CI - Team (1), Wilkening 1. IBB - Team (6), Schreiber, S. 4, Roskam 1, Cronenbold 1, Opp (7). Picked off - Hagge 2, Wilkening 1, Cronenbold 1, Repinski 1.

INDIVIDUAL PITCHING

Player	ERA	W-L	APP	GS	CG	SH/CBO	SV	IP	H	R	ER	BB	SO	2B	3B	HR	B/Avg	WP	HBP	BK	SFA	SHA	
Matt Waldron	4.26	6-4	17	12	0	0/0	0	69.2	80	39	33	12	61	8	0	13	.292	2	5	0	3	4	
Luis Alvarado	4.89	3-7	14	14	0	0/1	0	70.0	69	46	38	28	65	4	0	8	.256	7	13	0	1	4	
Matt Warren	5.77	4-4	14	12	0	0/0	0	57.2	64	41	37	21	38	11	2	4	.279	4	6	1	2	3	
Mike Waldron	6.29	2-2	21	3	0	0/0	1	44.1	59	34	31	14	26	11	1	4	.326	2	4	0	2	7	
Nate Fisher	7.24	1-5	15	7	0	0/0	0	46.0	75	40	37	10	30	16	0	4	.371	9	2	0	4	5	
-----																							
Robbie Palkert	0.00	1-0	2	0	0	0/0	1	4.2	2	0	0	3	2	0	0	0	.143	0	1	0	0	0	
Nolan Hake	0.00	0-0	1	0	0	0/0	0	1.1	0	0	0	2	1	0	0	0	.000	0	0	0	0	0	
Jake Hohensee	1.05	1-0	19	0	0	0/0	13	25.2	12	3	3	6	28	3	0	1	.141	5	1	0	0	1	
Zack Engelken	1.54	0-0	8	0	0	0/0	0	11.2	8	3	2	5	11	0	0	1	.205	5	4	1	1	0	
Andrew Abrahamowicz	4.88	1-0	15	0	0	0/0	0	24.0	21	18	13	12	19	1	1	4	.228	6	6	1	1	2	
Paul Tillotson	4.94	1-2	16	0	0	0/1	1	27.1	33	16	15	11	18	6	0	2	.297	4	1	0	2	3	
Mitch Steinhoff	7.94	0-0	6	0	0	0/0	0	5.2	6	5	5	10	2	0	0	0	.273	0	1	0	0	0	
Ethan Frazier	8.27	1-1	13	1	0	0/0	0	16.1	24	20	15	10	4	6	0	0	.343	3	2	0	2	2	
Jake McSteen	8.53	1-2	5	2	0	0/0	0	12.2	18	13	12	5	11	4	0	3	.340	1	1	0	0	2	
Reece Eddins	9.00	1-0	8	1	0	0/0	0	11.0	15	11	11	6	6	4	0	1	.333	2	0	0	1	1	
Ben Klenke	9.00	0-1	2	0	0	0/0	0	2.0	1	3	2	2	1	0	0	0	.143	1	0	0	0	0	
Max Schreiber	9.82	1-0	9	0	0	0/0	0	11.0	14	12	12	5	5	0	0	1	.318	3	3	1	2	2	
Keegan Watson	11.81	0-0	6	0	0	0/0	0	5.1	9	9	7	10	2	2	0	1	.391	4	0	0	0	2	
Byron Hood	15.58	0-0	14	0	0	0/0	0	8.2	14	20	15	16	8	1	0	1	.378	3	5	0	3	1	
<b>Totals</b>	<b>5.70</b>	<b>24-28</b>	<b>52</b>	<b>52</b>	<b>0</b>	<b>1/1</b>	<b>16</b>	<b>455.0</b>	<b>524</b>	<b>333</b>	<b>288</b>	<b>188</b>	<b>338</b>	<b>77</b>	<b>4</b>	<b>48</b>	<b>.291</b>	<b>61</b>	<b>55</b>	<b>4</b>	<b>24</b>	<b>39</b>	
<b>Opponents</b>	<b>5.79</b>	<b>28-24</b>	<b>52</b>	<b>52</b>	<b>0</b>	<b>1/1</b>	<b>16</b>	<b>454.0</b>	<b>488</b>	<b>337</b>	<b>292</b>	<b>255</b>	<b>393</b>	<b>75</b>	<b>10</b>	<b>47</b>	<b>.274</b>	<b>61</b>	<b>39</b>	<b>3</b>	<b>30</b>	<b>20</b>	

PB - Team (9), Hellstrom 5, Roskam 4, Opp (10). Pickoffs - Team (9), Waldron, Ma. 5, Wilkening 2, Hohensee 1, Warren 1, Opp (5). SBA/ATT - Wilkening (15-21), Hellstrom (16-20), Alvarado (6-10), Roskam (5-10), Warren (5-8), Fisher (5-7), Waldron, Ma. (5-7), Waldron, Mi. (4-5), Tillotson (3-4), Engelken (2-3), Schreiber, M. (2-2), Abrahamowicz (1-2), Hood (2-2), McSteen (0-1), Watson (0-1), Eddins (1-1), Frazier (1-1).

INDIVIDUAL FIELDING

Player	C	PO	A	E	FLD%	DPs	SBA	CSB	SBA%	PB	CI	Player	C	PO	A	E	FLD%	DPs	SBA	CSB	SBA%	PB	CI
Alex Henwood	110	46	64	0	1.000	23	0	0	-	0	0	Angelo Altavilla	162	56	102	4	.975	12	0	0	-	0	0
Joe Acker	51	51	0	0	1.000	0	0	0	-	0	0	Jesse Wilkening	166	143	18	5	.970	0	15	6	.714	0	1
Mike Waldron	10	1	9	0	1.000	0	4	1	.800	0	0	Ben Klenke	51	49	0	2	.961	0	0	0	-	0	0
Matt Waldron	10	2	8	0	1.000	0	5	2	.714	0	0	Luke Roskam	263	178	74	11	.958	15	5	5	.500	4	0
Mike Addante	8	8	0	0	1.000	0	0	0	-	0	0	Zac Repinski	153	81	64	8	.948	15	0	0	-	0	0
Nate Fisher	7	1	6	0	1.000	0	5	2	.714	0	0	Jaxon Hallmark	147	127	12	8	.946	1	0	0	-	0	0
Matt Warren	7	2	5	0	1.000	0	5	3	.625	0	0	Brison Cronenbold	86	22	58	6	.930	15	0	0	-	0	0
Jake Hohensee	4	0	4	0	1.000	0	0	0	-	0	0	Carter Cross	12	11	0	1	.917	0	0	0	-	0	0
Ethan Frazier	3	2	1	0	1.000	0	1	0	1.000	0	0	Paul Tillotson	12	3	8	1	.917	0	3	1	.750	0	0
Robbie Palkert	2	2	0	0	1.000	0	0	0	-	0	0	Zac Luckey	41	15	21	5	.878	1	0	0	-	0	0
Andrew Abrahamowicz	2	1	1	0	1.000	0	1	1	.500	0	0	Keegan Watson	6	3	2	1	.833	0	0	1	.000	0	0
Jake McSteen	2	0	2	0	1.000	0	0	1	.000	0	0	Byron Hood	3	0	2	1	.667	1	2	0	1.000	0	

8-14 BIG TEN RECORD • 5-6 HOME • 3-8 AWAY

INDIVIDUAL HITTING

Player	AVG	G-GS	AB	R	H	2B	3B	HR	RBI	TB	SLG%	BB	HBP	SO	GDP	OB%	SF	SH	SB-ATT	PO	A	E	FLD
Scott Schreiber	.402	22-22	87	28	35	6	0	11	19	74	.851	17	1	18	2	.495	2	0	2-2	160	11	1	.994
Jesse Wilkening	.360	22-22	86	17	31	6	1	4	17	51	.593	7	4	19	5	.424	2	1	0-0	52	7	1	.983
Mojo Hagge	.282	22-19	85	14	24	3	2	1	7	34	.400	5	1	9	0	.330	0	3	1-2	52	1	1	.981
Jaxon Hallmark	.278	22-22	79	14	22	0	1	1	10	27	.342	19	0	22	2	.418	0	0	2-2	52	3	3	.948
Luke Roskam	.277	22-22	83	13	23	6	0	2	15	35	.422	12	0	19	2	.357	3	0	0-0	63	26	4	.957
Angelo Altavilla	.264	20-19	72	15	19	2	0	5	14	36	.500	8	1	10	1	.346	0	1	3-5	23	41	0	1.000
Zac Repinski	.183	17-16	60	12	11	3	0	2	8	20	.333	9	0	15	3	.282	2	1	1-1	26	27	5	.914
-----																							
Gunner Hellstrom	.375	13-11	40	3	15	1	0	0	5	16	.400	4	1	4	2	.444	0	0	0-0	57	4	1	.984
Alex Henwood	.343	14-8	35	5	12	4	0	1	4	19	.543	2	1	11	1	.395	0	0	1-1	10	27	0	1.000
Brison Cronenbold	.286	8-5	21	3	6	2	0	0	0	8	.381	2	0	3	0	.348	0	0	0-1	5	15	0	1.000
Ben Klenke	.235	15-11	34	2	8	2	1	0	7	12	.353	6	0	11	0	.350	0	1	1-1	28	0	0	1.000
Zac Luckey	.217	7-4	23	2	5	1	0	0	3	6	.261	0	0	5	1	.217	0	0	0-0	6	10	2	.889
Keegan Watson	.200	2-1	5	1	1	0	0	1	3	4	.800	0	0	3	0	.200	0	0	0-0	3	0	0	1.000
Carter Cross	.188	8-5	16	1	3	0	0	0	2	3	.188	2	0	3	0	.263	1	0	0-1	5	0	1	.833
Joe Acker	.182	10-6	22	2	4	0	0	0	1	4	.182	3	0	8	0	.280	0	0	0-0	19	0	0	1.000
Mike Addante	.176	7-4	17	1	3	0	0	0	6	3	.176	2	0	5	0	.263	0	1	0-1	0	0	0	.000
Nolan Hake	.000	3-1	3	0	0	0	0	0	0	0	.000	1	0	2	0	.250	0	0	0-0	1	0	0	1.000
Kennet Sorenson	.000	1-0	1	0	0	0	0	0	0	0	.000	0	0	0	0	.000	0	0	0-0	0	0	0	.000
Jeff Athey	.000	1-0	1	0	0	0	0	0	0	0	.000	0	0	1	0	.000	0	0	0-0	0	0	0	.000
<b>Totals</b>	<b>.288</b>	<b>22-22</b>	<b>770</b>	<b>133</b>	<b>222</b>	<b>36</b>	<b>5</b>	<b>28</b>	<b>121</b>	<b>352</b>	<b>.457</b>	<b>99</b>	<b>9</b>	<b>168</b>	<b>19</b>	<b>.372</b>	<b>10</b>	<b>8</b>	<b>11-17</b>	<b>570</b>	<b>198</b>	<b>21</b>	<b>.973</b>
<b>Opponents</b>	<b>.298</b>	<b>22-22</b>	<b>761</b>	<b>150</b>	<b>227</b>	<b>36</b>	<b>3</b>	<b>24</b>	<b>133</b>	<b>341</b>	<b>.448</b>	<b>75</b>	<b>19</b>	<b>142</b>	<b>11</b>	<b>.371</b>	<b>11</b>	<b>18</b>	<b>16-21</b>	<b>579</b>	<b>203</b>	<b>26</b>	<b>.968</b>

LOB - Team (184), Opp (165). DPs turned - Team (14), Opp (23). CI - Team (1), Wilkening 1. IBB - Team (4), Schreiber 4, Opp (2). Picked off - Hagge 1.

INDIVIDUAL PITCHING

Player	ERA	W-L	APP	GS	CG	SH/CBO	SV	IP	H	R	ER	BB	SO	2B	3B	HR	B/Avg	WP	HBP	BK	SFA	SHA	
Matt Waldron	4.25	4-3	8	8	0	0/0	0	48.2	46	27	23	10	44	5	0	8	.256	1	3	0	3	4	
Matt Warren	4.91	1-3	7	6	0	0/0	0	29.1	28	17	16	12	17	3	2	1	.248	2	3	1	1	1	
Mike Waldron	7.41	0-0	8	0	0	0/0	1	17.0	29	15	14	4	7	5	1	2	.392	1	2	0	1	3	
Luis Alvarado	7.75	1-6	8	8	0	0/0	0	33.2	41	36	29	22	31	4	0	6	.297	7	9	0	0	3	
-----																							
Zack Engelken	0.00	0-0	2	0	0	0/0	0	1.2	1	0	0	2	1	0	0	0	.250	2	0	0	1	0	
Jake Hohensee	1.69	0-0	6	0	0	0/0	5	10.2	7	2	2	5	16	1	0	0	.189	3	1	0	0	0	
Andrew Abrahamowicz	4.26	1-0	4	0	0	0/0	0	6.1	5	3	3	2	0	1	0	1	.250	1	0	0	1	2	
Paul Tillotson	6.23	0-1	8	0	0	0/0	0	13.0	20	9	9	3	9	5	0	1	.345	2	0	0	1	1	
Ethan Frazier	6.43	0-0	5	0	0	0/0	0	7.0	10	7	5	3	1	4	0	0	.333	1	0	0	1	1	
Reece Eddins	9.00	1-0	7	0	0	0/0	0	9.0	11	9	9	6	4	3	0	1	.306	2	0	0	1	1	
Nate Fisher	9.39	0-0	5	0	0	0/0	0	7.2	14	8	8	2	7	4	0	1	.378	2	0	0	1	0	
Jake McSteen	14.73	0-1	3	0	0	0/0	0	3.2	7	6	6	1	4	1	0	2	.389	0	0	0	0	1	
Max Schreiber	27.00	0-0	2	0	0	0/0	0	1.1	4	4	4	0	0	0	0	1	.444	0	0	0	0	0	
Byron Hood	54.00	0-0	3	0	0	0/0	0	1.0	4	7	6	3	1	0	0	0	.571	0	1	0	0	1	
<b>Totals</b>	<b>6.35</b>	<b>8-14</b>	<b>22</b>	<b>22</b>	<b>0</b>	<b>0/0</b>	<b>6</b>	<b>190.0</b>	<b>227</b>	<b>150</b>	<b>134</b>	<b>75</b>	<b>142</b>	<b>36</b>	<b>3</b>	<b>24</b>	<b>.298</b>	<b>24</b>	<b>19</b>	<b>1</b>	<b>11</b>	<b>18</b>	
<b>Opponents</b>	<b>5.41</b>	<b>14-8</b>	<b>22</b>	<b>22</b>	<b>0</b>	<b>1/1</b>	<b>8</b>	<b>193.0</b>	<b>222</b>	<b>133</b>	<b>116</b>	<b>99</b>	<b>168</b>	<b>36</b>	<b>5</b>	<b>28</b>	<b>.288</b>	<b>16</b>	<b>9</b>	<b>0</b>	<b>10</b>	<b>8</b>	

PB - Team (1), Hellstrom 1, Opp (5). Pickoffs - Team (3), Waldron, Ma. 3, Opp (1). SBA/ATT - Wilkening (6-9), Hellstrom (7-9), Alvarado (4-8), Waldron, Ma. (4-5), Tillotson (3-3), Roskam (2-2), Warren (2-2), Schreiber, M. (2-2), Eddins (1-1).

OVERALL MISCELLANEOUS STATS

Category	Record	Category	Record	Category	Record
Overall	24-28	1-Run games	3-4	After 6 leading	17-3
Big Ten Conference	8-14	2-Run games	3-5	After 6 trailing	5-23
Non-Conference	16-14	5+Run games	10-10	After 6 tied	2-2
vs. Ranked Teams	0-2	In Extra Innings	2-0	After 7 leading	21-0
vs. Unranked Teams	24-26	Shutouts	1-1	After 7 trailing	2-25
Home	13-12	Game 1 of Big Ten series	2-6	After 7 tied	1-3
Away	6-13	Game 2 of Big Ten series	4-4	After 8 leading	22-0
Neutral	5-3	Game 3 of Big Ten series	2-4	After 8 trailing	1-28
Day	18-20	Scoring first	14-9	After 8 tied	1-0
Night	6-8	When opponent scores first	10-19	When hitting a home run	18-12
vs. Lefty Starter	11-11	10 or More Runs	11-1	When not hitting a home run	6-16
vs. Righty Starter	13-17	Less Than 10 Runs	13-27	When allowing a home run	13-18
Monday	0-0	Allowing 10 or More Runs	1-8	When not allowing a home run	11-10
Tuesday	1-6	Allowing Less Than 10 Runs	23-20	Out-hit opponent	15-3
Wednesday	2-1			Out-hit by opponent	8-22
Thursday	1-3			Hits were tied	1-3
Friday	7-6			February	5-3
Saturday	8-7			March	9-10
Sunday	5-5			April	6-9
				May	4-6

## 24-28 RECORD • 8-14 BIG TEN • 13-12 HOME • 6-13 AWAY • 5-3 NEUTRAL

Date	Opponent	Score	NU R-H-E	Opp. R-H-E	Innings	Overall	Big Ten	Pitcher of Record	Attendance	Time
Feb. 16	vs. UC Riverside	W, 8-3	8-9-1	3-9-3	9	1-0	0-0	Waldron, Ma. (W 1-0)	523	2:53
Feb. 17	vs. Washington State	W, 8-3	8-6-0	3-4-3	9	2-0	0-0	McSteen, J. (W 1-0)	1,923	3:12
	vs. UC Riverside	L, 1-8	1-2-0	8-11-2	9	2-1	0-0	Fisher, N. (L 0-1)	1,112	2:45
Feb. 18	vs. Washington State	W, 5-3	5-7-0	3-8-2	9	3-1	0-0	Palkert, R. (W 1-0)	789	2:58
Feb. 22	vs. #2 Oregon State	L, 1-9	1-4-3	9-17-1	9	3-2	0-0	Waldron, Ma. (L 1-1)	3,364	3:05
Feb. 23	vs. Utah	W, 4-2	4-9-1	2-7-2	(10)	4-2	0-0	Tillotson, P. (W 1-0)	873	3:27
Feb. 24	vs. #2 Oregon State	L, 3-10	3-9-1	10-12-1	9	4-3	0-0	McSteen, J. (L 1-1)	2,619	2:47
Feb. 25	vs. Utah	W, 7-4	7-9-2	4-12-1	9	5-3	0-0	Warren, M. (W 1-0)	989	3:36
March 2	at Wichita State	L, 1-9	1-7-1	9-7-0	9	5-4	0-0	Alvarado, L. (L 0-1)	1,783	3:00
March 3	at Wichita State	L, 3-6	3-10-0	6-13-0	9	5-5	0-0	Fisher, N. (L 0-2)	2,271	2:30
March 4	at Wichita State	W, 10-9	10-11-3	9-14-1	(10)	6-5	0-0	Hohensee, J. (W 1-0)	2,121	3:17
March 8	CAL POLY	L, 8-14	8-12-3	14-13-2	9	6-6	0-0	Waldron, Mi. (L 0-1)	2,303	3:49
March 9	CAL POLY	W, 4-0	4-9-0	0-7-1	9	7-6	0-0	Alvarado, L. (W 1-1)	4,523	2:31
March 10	CAL POLY (DH 1)	W, 22-3	22-17-1	3-15-2	9	8-6	0-0	Fisher, N. (W 1-2)	-	3:45
	CAL POLY (DH 2)	W, 13-2	13-13-1	2-4-1	9	9-6	0-0	Warren, M. (W 2-0)	5,125	3:04
March 13	NORTHERN COLORADO	L, 3-6	3-5-3	6-8-1	9	9-7	0-0	Tillotson, P. (L 1-1)	4,040	3:19
March 14	NORTHERN COLORADO	W, 14-2	14-9-2	2-6-2	9	10-7	0-0	Waldron, Mi. (W 1-1)	4,599	3:24
March 17	NORTHWESTERN STATE	L, 2-6	2-14-1	6-15-1	9	10-8	0-0	Fisher, N. (L 1-3)	4,239	3:07
March 18	NORTHWESTERN STATE	W, 7-6	7-10-0	6-8-1	9	11-8	0-0	Warren, M. (W 3-0)	4,035	2:32
March 20	at Oral Roberts	L, 4-11	4-9-1	11-9-1	9	11-9	0-0	Waldron, Mi. (L 1-2)	903	3:19
March 21	at Oral Roberts	W, 11-10	11-7-1	10-14-1	9	12-9	0-0	Schreiber, B. (W 1-0)	961	3:42
March 23	MINNESOTA *	L, 1-5	1-8-0	5-9-1	9	12-10	0-1	Alvarado, L. (L 1-2)	4,153	2:56
March 24	MINNESOTA *	W, 8-2	8-10-1	2-9-2	9	13-10	1-1	Waldron, Ma. (W 2-1)	4,332	2:58
March 25	MINNESOTA *	L, 0-2	0-4-2	2-6-0	9	13-11	1-2	Warren, M. (L 3-1)	4,244	3:08
March 27	at Creighton	L, 1-3	1-7-1	3-7-0	9	13-12	1-2	Fisher, N. (L 1-4)	3,323	2:41
March 30	at Ohio State *	W, 7-3	7-10-0	3-8-1	9	14-12	2-2	Alvarado, L. (W 2-2)	882	2:34
March 31	at Ohio State *	L, 4-7	4-5-0	7-13-1	9	14-13	2-3	Waldron, Ma. (L 2-2)	540	2:48
April 1	at Ohio State *	L, 14-15	14-19-1	15-22-3	9	14-14	2-4	Warren, M. (L 3-2)	495	3:31
April 7	at Michigan State *	L, 5-17	5-10-5	17-15-1	9	14-15	2-5	Alvarado, L. (L 2-3)	627	3:17
April 8	at Michigan State *	L, 3-5	3-7-1	5-11-2	9	14-16	2-6	Tillotson, P. (L 1-2)	1,371	3:11
April 10	at Kansas State	W, 11-9	11-8-3	9-12-2	9	15-16	2-6	Frazier, E. (W 1-0)	1,650	3:47
April 13	IOWA (DH 1) *	L, 1-7	1-7-2	7-10-3	9	15-17	2-7	Alvarado, L. (L 2-4)	-	2:52
	IOWA (DH 2) *	W, 10-4	10-10-0	4-5-0	9	16-17	3-7	Waldron, Ma. (W 3-2)	5,495	3:21
April 17	KANSAS STATE	L, 3-4	3-5-2	4-8-0	9	16-18	3-7	Warren, M. (L 3-3)	4,365	2:58
April 18	OMAHA	L, 7-8	7-9-2	8-7-2	9	16-19	3-7	Frazier, E. (L 1-1)	4,008	3:19
April 20	at Rutgers *	L, 2-4	2-5-1	4-6-1	9	16-20	3-8	Alvarado, L. (L 2-5)	283	2:40
April 21	at Rutgers *	W, 12-4	12-19-0	4-10-1	9	17-20	4-8	Waldron, Ma. (W 4-2)	731	3:28
April 22	at Rutgers *	L, 4-8	4-9-1	8-10-2	9	17-21	4-9	McSteen, J. (L 1-2)	327	2:53
April 24	CREIGHTON	L, 9-12	9-10-2	12-14-1	9	17-22	4-9	Fisher, N. (L 1-5)	4,431	3:18
April 26	NEVADA	W, 9-5	9-10-1	5-11-1	9	18-22	4-9	Waldron, Mi. (W 2-2)	4,295	3:23
April 27	NEVADA	W, 9-6	9-10-2	6-12-3	9	19-22	4-9	Waldron, Ma. (W 5-2)	5,211	3:19
April 28	NEVADA	W, 12-5	12-13-1	5-5-0	9	20-22	4-9	Alvarado, L. (W 3-5)	5,163	3:14
May 4	MARYLAND *	L, 7-15	7-10-2	15-13-1	9	20-23	4-10	Waldron, Ma. (L 5-3)	5,343	3:23
May 5	MARYLAND *	W, 17-8	17-20-0	8-7-0	9	21-23	5-10	Eddins, R. (W 1-0)	5,261	3:18
May 6	MARYLAND *	W, 5-2	5-7-0	2-9-2	9	22-23	6-10	Warren, M. (W 4-3)	5,007	2:28
May 8	at Creighton	L, 4-5	4-6-0	5-8-0	9	22-24	6-10	Klenke, B. (L 0-1)	9,137	3:09
May 11	INDIANA *	W, 5-2	5-6-1	2-5-2	9	23-24	7-10	Waldron, Ma. (W 6-3)	4,778	2:52
May 12	INDIANA *	L, 3-6	3-6-0	6-14-1	9	23-25	7-11	Alvarado, L. (L 3-6)	5,062	2:31
May 13	INDIANA *	L, 6-8	6-15-2	8-13-0	9	23-26	7-12	Warren, M. (L 4-4)	5,062	3:35
May 17	at Illinois *	L, 2-5	2-10-0	5-8-2	9	23-27	7-13	Waldron, Ma. (L 6-4)	1,218	2:48
May 18	at Illinois *	L, 6-13	6-10-1	13-15-0	9	23-28	7-14	Alvarado, L. (L 3-7)	1,234	3:01
May 19	at Illinois *	W, 11-8	11-15-1	8-8-0	9	24-28	8-14	Abrahamowicz, A. (W 1-0)	1,555	3:14

Key: \* - Big Ten Conference game; () extra inning game; Home games in **BOLD**

## FINAL BIG TEN STANDINGS

#	Team	Big Ten	Pct.	Overall	Pct.
1.	Minnesota # %	18-4-0	.818	44-15-0	.746
2.	Purdue	17-6-0	.739	38-21-0	.644
3.	Michigan	15-8-0	.652	33-21-0	.611
4.	Illinois	15-9-0	.625	33-20-0	.623
5.	Indiana	14-9-0	.609	40-19-0	.678
6.	Iowa	13-9-0	.591	33-20-0	.623
7.	Ohio State	14-10-0	.583	36-24-0	.600
8.	Michigan State	11-12-0	.478	20-32-0	.385
9.	Maryland	9-14-0	.391	24-30-0	.444
10.	Nebraska	8-14-0	.364	24-28-0	.462
11.	Rutgers	7-16-0	.304	25-25-0	.500
12.	Northwestern	6-18-0	.250	17-32-0	.347
13.	Penn State	3-21-0	.125	15-34-0	.306

Key: #-Regular Season Champion; %-Big Ten Tournament Champion

## BIG TEN TOURNAMENT

MAY 23-27, 2018 • TD AMERITRADE PARK • OMAHA, NEB.

## WEDNESDAY, MAY 23

Game 1: No. 3 Michigan 2, No. 6 Iowa 1

Game 2: No. 2 Purdue 8, No. 7 Ohio State 2

Game 3: No. 1 Minnesota 3, No. 8 Michigan State 2

Game 4: No. 4 Illinois 7, No. 5 Indiana 1

## THURSDAY, MAY 24

Game 5: No. 7 Ohio State 2, No. 6 Iowa 0

Game 6: No. 5 Indiana 6, No. 8 Michigan State 5

Game 7: No. 2 Purdue 5, No. 3 Michigan 4

Game 8: No. 1 Minnesota 3, No. 4 Illinois 0

## FRIDAY, MAY 25

Game 9: No. 7 Ohio State 5, No. 3 Michigan 3

Game 10: No. 4 Illinois 5, No. 5 Indiana 4

## SATURDAY, MAY 26

Game 11: No. 1 Minnesota 8, No. 7 Ohio State 1

Game 12: No. 2 Purdue 11, No. 4 Illinois 5

## SUNDAY, MAY 27

Game 13: No. 1 Minnesota 6, No. 2 Purdue 4

## MOST OUTSTANDING PLAYER

Jordan Kozicky, Minnesota

## ALL-TOURNAMENT TEAM

P - Patrick Fredrickson, Minnesota

P - Reggie Meyer, Minnesota

P - Seth Kinker, Ohio State

P - Tanner Andrews, Purdue

C - Nick Dalesandro, Purdue

1B - Jacson McGowan, Purdue

2B - Luke Pettersen, Minnesota

3B - Evan Warden, Purdue

SS - Harry Shipley, Purdue

OF - Jordan Kozicky, Minnesota

OF - Tyler Cowles, Ohio State

OF - Skyler Hunter, Purdue

DH - Toby Hanson, Minnesota

## BIG TEN TEAM STATISTICS

## BIG TEN TEAM HITTING STATISTICS (ALL GAMES)

Team	G	Avg.	AB	R	H	2B	3B	HR	BB	SO	SB-ATT
Minnesota	59	.300	2019	397	606	108	14	46	276	394	67-88
Indiana	59	.284	2021	360	573	106	11	68	251	463	72-97
Ohio State	60	.283	2071	385	586	110	10	42	295	443	40-52
Purdue	59	.280	1919	346	538	101	7	27	259	369	94-134
Michigan	54	.275	1823	339	502	101	12	34	241	403	90-118
Nebraska	52	.274	1781	337	488	75	10	47	255	393	34-42
Rutgers	50	.270	1692	301	456	66	15	18	203	349	82-104
Illinois	53	.268	1805	332	484	104	10	62	228	359	62-78
Iowa	53	.265	1779	317	472	95	8	41	244	406	39-58
Northwestern	49	.250	1641	248	411	71	12	28	198	379	90-119
Michigan State	52	.244	1751	223	427	57	13	20	166	345	100-128
Maryland	54	.243	1801	271	437	92	9	48	253	445	63-87
Penn State	49	.233	1625	223	379	79	17	21	197	451	47-60

## BIG TEN TEAM HITTING STATISTICS (CONFERENCE GAMES)

Team	G	Avg.	AB	R	H	2B	3B	HR	BB	SO	SB-ATT
Minnesota	22	.303	757	156	229	36	3	21	104	157	26-34
Nebraska	22	.288	770	133	222	36	5	28	99	168	11-17
Indiana	23	.288	800	142	230	39	5	31	103	171	22-31
Michigan	23	.283	795	156	225	43	8	21	103	178	35-48
Ohio State	24	.277	826	133	229	46	3	13	97	165	10-14
Illinois	24	.272	841	151	229	49	5	30	103	160	22-33
Purdue	23	.263	753	129	198	39	2	9	97	151	38-53
Maryland	23	.258	772	121	199	39	2	20	96	179	24-32
Iowa	22	.248	738	111	183	39	3	16	87	158	10-19
Michigan State	23	.242	769	106	186	24	5	9	66	134	38-50
Northwestern	24	.239	799	92	191	30	1	14	83	188	21-39
Rutgers	23	.231	740	92	171	28	1	9	74	156	25-33
Penn State	24	.221	805	93	178	38	6	6	91	209	17-20

## BIG TEN TEAM PITCHING STATISTICS (ALL GAMES)

Team	G	ERA	W-L	SV	IP	H	R	ER	BB	SO
Indiana	59	3.09	40-19	13	538.2	500	217	185	190	471
Minnesota	59	3.20	44-15	18	534.1	457	230	190	192	445
Michigan	54	3.46	33-21	6	475.1	404	241	183	225	430
Purdue	59	4.00	38-21	19	524.2	511	288	233	244	422
Iowa	53	4.07	33-20	11	471.1	450	252	213	223	499
Illinois	53	4.12	33-20	17	478.2	455	260	219	206	367
Michigan State	52	4.43	19-32	11	458.2	457	284	226	224	407
Ohio State	60	4.61	36-23	15	535.1	590	341	274	220	456
Rutgers	50	4.82	25-25	10	435.1	457	282	233	226	333
Maryland	54	5.28	22-30	6	477.1	493	315	280	234	368
Penn State	49	5.53	15-34	7	421.2	450	312	259	231	390
Nebraska	52	5.70	24-28	16	455.0	524	333	288	188	338
Northwestern	49	6.20	17-32	8	432.2	486	342	298	249	320

## BIG TEN TEAM PITCHING STATISTICS (CONFERENCE GAMES)

Team	G	ERA	W-L	SV	IP	H	R	ER	BB	SO
Minnesota	22	2.64	18-4	8	197.2	155	73	58	52	149
Indiana	23	2.80	14-9	4	212.1	184	81	66	77	186
Michigan	23	3.21	15-8	3	204.2	164	96	73	94	191
Iowa	22	3.95	13-9	4	193.2	182	95	85	89	204
Michigan State	23	4.21	10-12	7	201.0	201	129	94	93	185
Illinois	24	4.24	15-9	8	220.2	213	129	104	98	171
Ohio State	24	4.46	14-9	9	214.0	230	136	106	85	164
Purdue	23	4.60	17-6	12	209.1	217	122	107	115	169
Maryland	23	5.37	9-14	4	201.0	207	134	120	99	148
Rutgers	23	5.76	7-16	3	197.0	232	144	126	99	129
Northwestern	24	5.83	6-18	2	213.0	221	153	138	114	152
Penn State	24	5.90	3-21	0	207.1	237	173	136	113	184
Nebraska	22	6.35	8-14	6	190.0	227	150	134	75	142



**UC RIVERSIDE HIGHLANDERS**

Friday, Feb. 15 • 8 p.m. (CT) • Riverside, Calif.  
 Saturday, Feb. 16 (DH) • 2 p.m. (CT) • Riverside, Calif.  
 Sunday, Feb. 17 • 3 p.m. (CT) • Riverside, Calif.

**SERIES HISTORY**

Overall .....Nebraska leads, 7-4  
 First Meeting .....March 27, 1980 (L, 3-5)  
 Last Meeting..... Feb. 17, 2018 (L, 1-8)  
 Nebraska Record at Home ..... 0-0  
 Nebraska Record at UC Riverside ..... 4-0  
 Nebraska Record at Neutral Site ..... 3-4

**2018 SEASON**

Overall Record..... 19-33  
 Big West Record (Place) ..... 7-17 (9th)  
 NCAA Tournament .....DNQ

**HEAD COACH TROY PERCIVAL**

Record at UC Riverside..... 82-134 (4 years)  
 Career Record .....Same



**OREGON STATE BEAVERS**

Thursday, Feb. 21 • 2 p.m. (CT) • Surprise, Ariz.  
 Friday, Feb. 22 • 2 p.m. (CT) • Surprise, Ariz.  
 Saturday, Feb. 23 • 6 p.m. (CT) • Surprise, Ariz.  
 Sunday, Feb. 24 • 10 a.m. (CT) • Surprise, Ariz.

**SERIES HISTORY**

Overall ..... Oregon State leads, 6-1  
 First Meeting ..... Feb. 6, 1999 (L, 3-4)  
 Last Meeting..... Feb. 24, 2018 (L, 3-10)  
 Nebraska Record at Home ..... 0-0  
 Nebraska Record at Oregon State ..... 0-0  
 Nebraska Record at Neutral Site ..... 1-6

**2018 SEASON**

Overall Record..... 55-12-1  
 Pac-12 Record (Place)..... 20-9-1 (2nd)  
 NCAA Tournament.... College World Series Champions

**HEAD COACH PAT BAILEY**

Record at Oregon State .....First year  
 Career Record ..... 353-158 (12 years)



**TEXAS TECH RED RAIDERS**

Friday, March 1 • 7 p.m. (CT) • Frisco, Texas

**SERIES HISTORY**

Overall .....Nebraska leads, 31-21  
 First Meeting ..... March 26, 1990 (W, 8-3)  
 Last Meeting.....March 27, 2011 (L, 0-3)  
 Nebraska Record at Home ..... 16-5  
 Nebraska Record at Texas Tech..... 12-14  
 Nebraska Record at Neutral Site ..... 3-2

**2018 SEASON**

Overall Record..... 45-20  
 Big 12 Record (Place) ..... 15-9 (3rd)  
 NCAA Tournament... College World Series (1-2)

**HEAD COACH TIM TADLOCK**

Record at Texas Tech ..... 239-132 (6 years)  
 Career Record .....Same



**SAM HOUSTON STATE BEARKATS**

Saturday, March 2 • 2 p.m. (CT) • Frisco, Texas

**SERIES HISTORY**

Overall ..... Sam Houston State leads, 5-1  
 First Meeting .....March 17, 1978 (L, 2-4)  
 Last Meeting..... Feb. 27, 2011 (L, 9-10)  
 Nebraska Record at Home ..... 0-0  
 Nebraska Record at Sam Houston State ..... 1-5  
 Nebraska Record at Neutral Site ..... 0-0

**2018 SEASON**

Overall Record..... 39-20  
 Southland Record (Place).....24-6 (1st)  
 NCAA Tournament .....DNQ

**HEAD COACH MATT DEGGS**

Record at Sam Houston State ... 156-93 (4 years)  
 Career Record .....Same



**MISSISSIPPI STATE BULLDOGS**

Sunday, March 3 • 11 a.m. (CT) • Frisco, Texas

**SERIES HISTORY**

Overall ..... Mississippi State leads, 2-0  
 First Meeting .....May 28, 1999 (L, 14-18)  
 Last Meeting.....May 29, 1999 (L, 7-13)  
 Nebraska Record at Home ..... 0-0  
 Nebraska Record at Mississippi State..... 0-0  
 Nebraska Record at Neutral Site ..... 0-2

**2018 SEASON**

Overall Record..... 39-29  
 SEC Record (Place) ..... 15-15 (5th, West)  
 NCAA Tournament... College World Series (2-2)

**HEAD COACH CHRIS LEMONIS**

Record at Mississippi State.....First year  
 Career Record ..... 141-91-2 (4 years)



**OMAHA MAVERICKS**

Tuesday, March 5 • 1:35 p.m. (CT) • Hawks Field  
 Wednesday, April 17 • 6:35 p.m. (CT) • Omaha, Neb.

**SERIES HISTORY**

Overall .....Nebraska leads, 59-10  
 First Meeting ..... 1897 (W, 10-9)  
 Last Meeting.....April 18, 2018 (L, 7-8)  
 Nebraska Record at Home ..... 41-10  
 Nebraska Record at Omaha ..... 18-0  
 Nebraska Record at Neutral Site ..... 0-0

**2018 SEASON**

Overall Record..... 15-35  
 Summit Record (Place)..... 10-17 (5th)  
 NCAA Tournament ..... DNQ

**HEAD COACH EVAN PORTER**

Record at Omaha ..... 27-75 (2 years)  
 Career Record .....Same



**BAYLOR BEARS**

Friday, March 8 • 1:35 p.m. (CT) • Hawks Field  
 Saturday, March 9 • 2:05 p.m. (CT) • Hawks Field  
 Sunday, March 10 • 1:05 p.m. (CT) • Hawks Field

**SERIES HISTORY**

Overall .....Baylor leads, 34-27-1  
 First Meeting .....April 4, 1938 (L, 7-9)  
 Last Meeting.....May 1, 2011 (L, 0-1)  
 Nebraska Record at Home ..... 13-8  
 Nebraska Record at Baylor ..... 8-22-1  
 Nebraska Record at Neutral Site ..... 6-4

**2018 SEASON**

Overall Record..... 37-21  
 Big 12 Record (Place) ..... 13-11 (5th)  
 NCAA Tournament .....Stanford Regional (1-2)

**HEAD COACH STEVE RODRIGUEZ**

Record at Baylor ..... 95-73 (3 years)  
 Career Record ..... 381-371 (15 years)



**NORTH DAKOTA STATE BISON**

Wednesday, March 13 • 1:35 p.m. (CT) • Hawks Field

**SERIES HISTORY**

Overall .....Nebraska leads, 5-0  
 First Meeting ..... March 25, 1982 (W, 19-0)  
 Last Meeting.....April 13, 2005 (W, 10-0)  
 Nebraska Record at Home ..... 5-0  
 Nebraska Record at North Dakota State ..... 0-0  
 Nebraska Record at Neutral Site ..... 0-0

**2018 SEASON**

Overall Record..... 26-24  
 Summit Record (Place)..... 15-13 (3rd)  
 NCAA Tournament ..... DNQ

**HEAD COACH TOD BROWN**

Record at North Dakota State .. 272-298 (11 years)  
 Career Record .....Same



**NEW MEXICO STATE AGGIES**

Friday, March 15 • 6:35 p.m. (CT) • Hawks Field  
 Saturday, March 16 • 2:05 p.m. (CT) • Hawks Field  
 Sunday, March 17 • 12:05 p.m. (CT) • Hawks Field

**SERIES HISTORY**

Overall .....Nebraska leads, 5-3  
 First Meeting ..... Feb. 24, 1995 (L, 4-8)  
 Last Meeting..... March 3, 2012 (W, 6-4)  
 Nebraska Record at Home ..... 0-0  
 Nebraska Record at New Mexico State..... 3-2  
 Nebraska Record at Neutral Site ..... 2-1

**2018 SEASON**

Overall Record..... 40-22  
 WAC Record (Place) ..... 17-7 (2nd)  
 NCAA Tournament .....Lubbock Regional (0-2)

**HEAD COACH BRIAN GREEN**

Record at New Mexico State.. 120-105-1 (4 years)  
 Career Record .....Same



**AIR FORCE  
FALCONS**

Tuesday, March 19 • 1:35 p.m. (CT) • Hawks Field  
Wednesday, March 20 • 1:35 p.m. (CT) • Hawks Field

**SERIES HISTORY**

Overall .....Nebraska leads, 4-0  
First Meeting .....April 16, 1957 (W, 4-2)  
Last Meeting.....Feb. 19, 2011 (W, 8-1)  
Nebraska Record at Home ..... 0-0  
Nebraska Record at Air Force ..... 3-0  
Nebraska Record at Neutral Site ..... 1-0

**2018 SEASON**

Overall Record..... 24-30  
Mountain West Record (Place)..... 12-17 (6th)  
NCAA Tournament.....DNQ

**HEAD COACH MIKE KAZLAUSKY**

Record at Air Force..... 172-260 (8 years)  
Career Record .....Same



**MICHIGAN STATE  
SPARTANS**

Friday, March 22 • 6:35 p.m. (CT) • Hawks Field  
Saturday, March 23 • 2:05 p.m. (CT) • Hawks Field  
Sunday, March 24 • 1:05 p.m. (CT) • Hawks Field

**SERIES HISTORY**

Overall .....Nebraska leads, 10-8  
First Meeting .....June 12, 1937 (L, 0-6)  
Last Meeting.....April 8, 2018 (L, 3-5)  
Nebraska Record at Home ..... 2-1  
Nebraska Record at Michigan State ..... 5-4  
Nebraska Record at Neutral Site ..... 3-3

**2018 SEASON**

Overall Record..... 20-32  
Big Ten Record (Place)..... 11-12 (8th)  
NCAA Tournament.....DNQ

**HEAD COACH JAKE BOSS JR.**

Record at Michigan State ..... 313-235 (10 years)  
Career Record ..... 338-269 (11 years)



**CREIGHTON  
BLUEJAYS**

Tuesday, March 26 • 6:35 p.m. (CT) • Omaha, Neb.  
Tuesday, April 9 • 6:35 p.m. (CT) • Hawks Field  
Tuesday, April 23 • 7 p.m. (CT) • Omaha, Neb.

**SERIES HISTORY**

Overall ..... Nebraska leads, 85-53-2  
First Meeting ..... May 24, 1902 (W, 9-3)  
Last Meeting.....May 8, 2018 (L, 4-5)  
Nebraska Record at Home ..... 38-26-1  
Nebraska Record at Creighton..... 41-23  
Nebraska Record at Neutral Site ..... 6-4-1

**2018 SEASON**

Overall Record..... 34-16  
BIG EAST Record (Place)..... 8-9 (4th)  
NCAA Tournament..... DNQ

**HEAD COACH ED SERVAIS**

Record at Creighton .....517-307-1 (15 years)  
Career Record ..... 699-389-2 (23 years)



**MINNESOTA  
GOLDEN GOPHERS**

Friday, March 29 • 3 p.m. (CT) • Minneapolis, Minn.  
Saturday, March 30 • 1 p.m. (CT) • Minneapolis, Minn.  
Sunday, March 31 • 1 p.m. (CT) • Minneapolis, Minn.

**SERIES HISTORY**

Overall ..... Nebraska leads, 28-27-1  
First Meeting .....June 1, 1901 (L, 3-5)  
Last Meeting.....March 25, 2018 (L, 0-2)  
Nebraska Record at Home ..... 9-10  
Nebraska Record at Minnesota ..... 18-17-1  
Nebraska Record at Neutral Site ..... 1-0

**2018 SEASON**

Overall Record..... 44-15  
Big Ten Record (Place).....18-4 (1st)  
NCAA Tournament...Super Regionals (lost to Oregon St.)

**HEAD COACH JOHN ANDERSON**

Record at Minnesota ..... 1,288-860-3 (37 years)  
Career Record .....Same



**KANSAS STATE  
WILDCATS**

Tuesday, April 2 • 6 p.m. (CT) • Manhattan, Kan.  
Tuesday, April 16 • 6:35 p.m. (CT) • Hawks Field

**SERIES HISTORY**

Overall .....Nebraska leads, 169-115  
First Meeting ..... 1898 (W, 33-3)  
Last Meeting.....April 17, 2018 (L, 3-4)  
Nebraska Record at Home ..... 93-52  
Nebraska Record at Kansas State..... 74-62  
Nebraska Record at Neutral Site ..... 2-1

**2018 SEASON**

Overall Record..... 23-31  
Big 12 Record (Place) ..... 5-19 (9th)  
NCAA Tournament..... DNQ

**HEAD COACH PETE HUGHES**

Record at Kansas State.....First year  
Career Record ..... 690-517-3 (22 years)



**PURDUE  
BOILERMAKERS**

Friday, April 5 • 6:35 p.m. (CT) • Hawks Field  
Saturday, April 6 • 2:05 p.m. (CT) • Hawks Field  
Sunday, April 7 • 12:05 p.m. (CT) • Hawks Field

**SERIES HISTORY**

Overall .....Nebraska leads, 11-9  
First Meeting ..... 1899 (W, 3-1)  
Last Meeting..... May 24, 2017 (W, 15-9)  
Nebraska Record at Home ..... 2-4  
Nebraska Record at Purdue..... 8-5  
Nebraska Record at Neutral Site ..... 1-0

**2018 SEASON**

Overall Record..... 38-21  
Big Ten Record (Place)..... 17-6 (2nd)  
NCAA Tournament.....Chapel Hill Regional (1-2)

**HEAD COACH MARK WASIKOWSKI**

Record at Purdue..... 67-48 (2 years)  
Career Record .. 68-49 (2 years; 1-1 as Interim HC)



**PENN STATE  
NITTANY LIONS**

Friday, April 12 • 5:30 p.m. (CT) • University Park, Pa.  
Saturday, April 13 • 5 p.m. (CT) • University Park, Pa.  
Sunday, April 14 • 11 a.m. (CT) • University Park, Pa.

**SERIES HISTORY**

Overall .....Nebraska leads, 8-2  
First Meeting ..... May 24, 2012 (W, 12-3)  
Last Meeting..... May 20, 2017 (W, 21-3)  
Nebraska Record at Home ..... 5-1  
Nebraska Record at Penn State..... 2-1  
Nebraska Record at Neutral Site ..... 1-0

**2018 SEASON**

Overall Record..... 15-34  
Big Ten Record (Place)..... 3-21 (13th)  
NCAA Tournament..... DNQ

**HEAD COACH ROB COOPER**

Record at Penn State..... 97-160 (5 years)  
Career Record ..... 383-390 (14 years)



**IOWA  
HAWKEYES**

Friday, April 19 • 6:05 p.m. (CT) • Iowa City, Iowa  
Saturday, April 20 • 2:05 p.m. (CT) • Iowa City, Iowa  
Sunday, April 21 • 1:05 p.m. (CT) • Iowa City, Iowa

**SERIES HISTORY**

Overall ..... Tied, 17-17  
First Meeting ..... 1897 (W, 14-7)  
Last Meeting.....April 13, 2018 (W, 10-4)  
Nebraska Record at Home ..... 8-4  
Nebraska Record at Iowa ..... 9-11  
Nebraska Record at Neutral Site ..... 0-2

**2018 SEASON**

Overall Record..... 33-20  
Big Ten Record (Place)..... 13-9 (6th)  
NCAA Tournament..... DNQ

**HEAD COACH RICK HELLER**

Record at Iowa..... 173-109 (5 years)  
Career Record ..... 863-674-4 (31 years)



**ILLINOIS  
FIGHTING ILLINI**

Friday, April 26 • 6:35 p.m. (CT) • Hawks Field  
Saturday, April 27 • 2:05 p.m. (CT) • Hawks Field  
Sunday, April 28 • 11:05 a.m. (CT) • Hawks Field

**SERIES HISTORY**

Overall .....Illinois leads, 10-9  
First Meeting .....1897 (L, 9-14)  
Last Meeting..... May 19, 2018 (W, 11-8)  
Nebraska Record at Home ..... 6-3  
Nebraska Record at Illinois..... 3-6  
Nebraska Record at Neutral Site ..... 0-1

**2018 SEASON**

Overall Record..... 33-20  
Big Ten Record (Place)..... 15-9 (4th)  
NCAA Tournament..... DNQ

**HEAD COACH DAN HARTLEB**

Record at Illinois .....410-301-1 (13 years)  
Career Record .....Same



**NORTHWESTERN WILDCATS**

Saturday, May 4 • 2 p.m. (CT) • Evanston, Ill.  
 Sunday, May 5 • 1 p.m. (CT) • Evanston, Ill.  
 Monday, May 6 • 3:30 p.m. (CT) • Evanston, Ill.

**SERIES HISTORY**

Overall.....Nebraska leads, 11-10  
 First Meeting .....1897 (L, 5-9)  
 Last Meeting.....April 10, 2016 (L, 3-11)  
 Nebraska Record at Home ..... 6-3  
 Nebraska Record at Northwestern ..... 3-5  
 Nebraska Record at Neutral Site ..... 2-2

**2018 SEASON**

Overall Record..... 17-32  
 Big Ten Record (Place)..... 6-18 (12th)  
 NCAA Tournament..... DNO

**HEAD COACH SPENCER ALLEN**

Record at Northwestern ..... 59-101 (3 years)  
 Career Record ..... Same



**ARIZONA STATE SUN DEVILS**

Friday, May 10 • 6:35 p.m. (CT) • Hawks Field  
 Saturday, May 11 • 2:05 p.m. (CT) • Hawks Field  
 Sunday, May 12 • 1:05 p.m. (CT) • Hawks Field

**SERIES HISTORY**

Overall ..... Arizona State leads, 6-3  
 First Meeting .....March 18, 1985 (L, 6-10)  
 Last Meeting.....June 3, 2007 (L, 7-19)  
 Nebraska Record at Home ..... 0-0  
 Nebraska Record at Arizona State..... 2-4  
 Nebraska Record at Neutral Site ..... 1-2

**2018 SEASON**

Overall Record..... 23-32  
 Pac-12 Record (Place)..... 13-17 (7th)  
 NCAA Tournament..... DNO

**HEAD COACH TRACY SMITH**

Record at Arizona State..... 117-110 (4 years)  
 Career Record ..... 721-567-1 (22 years)



**MICHIGAN WOLVERINES**

Thursday, May 16 • 6:35 p.m. (CT) • Hawks Field  
 Friday, May 17 • 6:35 p.m. (CT) • Hawks Field  
 Saturday, May 18 • 2:05 p.m. (CT) • Hawks Field

**SERIES HISTORY**

Overall .....Nebraska leads, 11-10  
 First Meeting ..... May 23, 1980 (L, 0-7)  
 Last Meeting.....April 17, 2016 (L, 1-6)  
 Nebraska Record at Home ..... 4-2  
 Nebraska Record at Michigan ..... 4-5  
 Nebraska Record at Neutral Site ..... 3-3

**2018 SEASON**

Overall Record..... 33-21  
 Big Ten Record (Place)..... 15-8 (3rd)  
 NCAA Tournament..... DNO

**HEAD COACH ERIK BAKICH**

Record at Michigan ..... 209-140-1 (6 years)  
 Career Record ..... 279-238-1 (9 years)

**Schedule note:** The Big Ten teams not included in Nebraska's 2019 regular-season schedule are Indiana, Maryland, Ohio State and Rutgers.



The Big Ten Tournament returns to TD Ameritrade Park in Omaha, Neb., in 2019 after previously hosting the event in 2014, 2016 and 2018. The 2014 tournament established multiple attendance records, including the largest tournament attendance in the history of the event (62,020). The 2014 championship game between Nebraska and Indiana produced the largest single-game conference tournament attendance in NCAA history (19,965). The Big Ten Tournament will return to TD Ameritrade Park from 2020 to 2022.



2019 BIG TEN TOURNAMENT

May 22-26 • TD Ameritrade Park • Omaha, Neb.



2019 NCAA TOURNAMENT

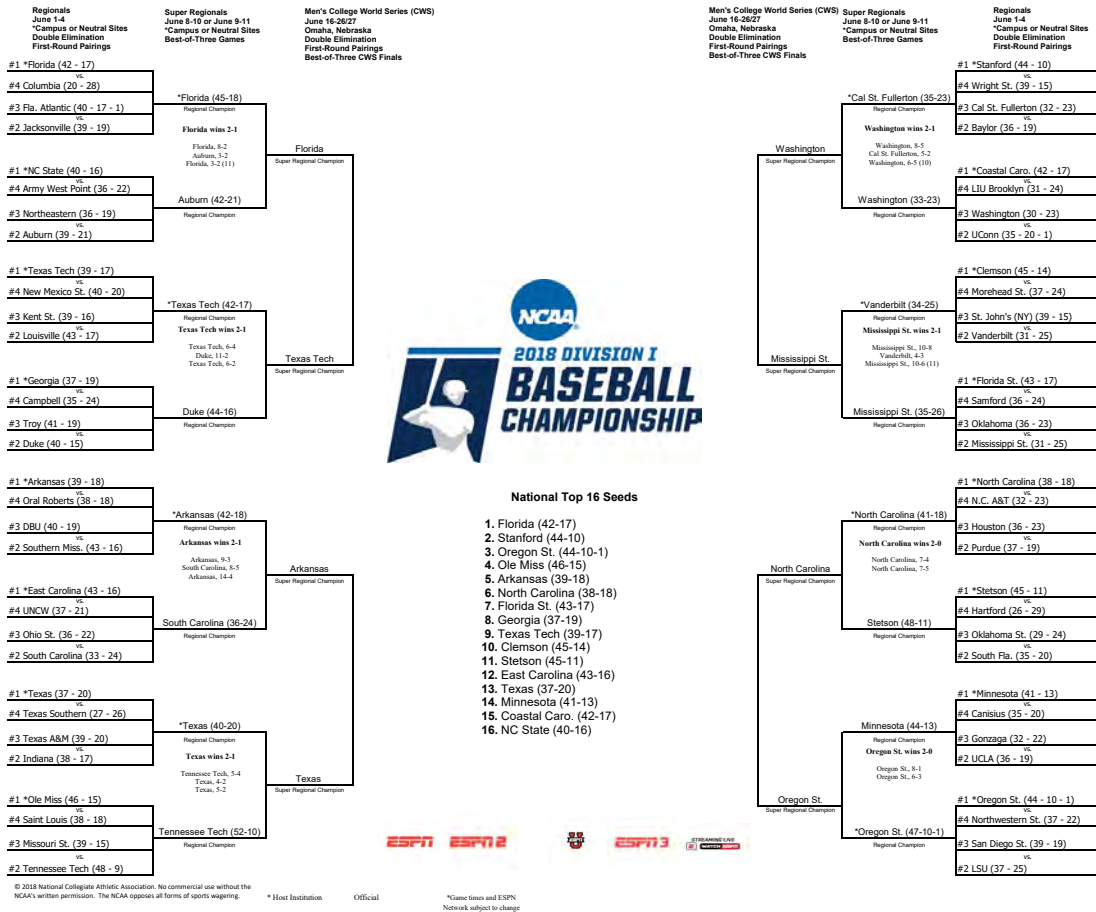
May 31-June 3 • NCAA Regionals • Campus Sites

June 7-10 • NCAA Super Regionals • Campus Sites

June 15-25/26 • College World Series • TD Ameritrade Park • Omaha, Neb.



2018 NCAA Division I Baseball Championship



2018 COLLEGE WORLD SERIES

SATURDAY, JUNE 16

Game 1: North Carolina 8, Oregon State 6  
Game 2: Mississippi State 1, Washington 0

SUNDAY, JUNE 17

Game 3: Arkansas 11, Texas 5  
Game 4: Texas Tech 6, Florida 3

MONDAY, JUNE 18

Game 5: Oregon State 14, Washington 5

TUESDAY, JUNE 19

Game 6: Mississippi State 12, North Carolina 2  
Game 7: Florida 6, Texas 1

WEDNESDAY, JUNE 20

Game 8: Arkansas 7, Texas Tech 4  
Game 9: Oregon State 11, North Carolina 6

THURSDAY, JUNE 21

Game 10: Florida 9, Texas Tech 6

FRIDAY, JUNE 22

Game 11: Oregon State 12, Mississippi State 2  
Game 12: Arkansas 5, Florida 2

SATURDAY, JUNE 23

Game 13: Oregon State 5, Mississippi State 2

CHAMPIONSHIP SERIES (BEST OF 3)

TUESDAY, JUNE 26

Game 1: Arkansas 4, Oregon State 1

WEDNESDAY, JUNE 27

Game 2: Oregon State 5, Arkansas 3

THURSDAY, JUNE 28

Game 3: Oregon State 5, Arkansas 0

Year	Overall Record				Conference Record				NCAA		
	W	L	T	Pct.	W	L	T	Pct.	Place	W	L

**HEAD COACH: C.D. CHANDLER (1889-1891)**

1889	1	2	0	.333								
1890	2	3	0	.400								
1891	1	0	0	1.000								

**HEAD COACH: CHARLES STROMAN (1892-1893)**

1892	0	2	1	.167								
1893	3	0	0	1.000								

1894-96 No Team

**HEAD COACH: E.N. ROBINSON (1897)**

1897	8	5	1	.607								
------	---	---	---	------	--	--	--	--	--	--	--	--

**HEAD COACH: F.B. RYONS (1898)**

1898	6	4	0	.600								
------	---	---	---	------	--	--	--	--	--	--	--	--

**HEAD COACH INFORMATION NOT AVAILABLE**

1899	8	4	0	.667								
1900	8	12	0	.400								

**HEAD COACH: MIKE HENDERSON (1901)**

1901	9	11	0	.450								
------	---	----	---	------	--	--	--	--	--	--	--	--

**HEAD COACH: GEO P. SHIDLER (1902)**

1902	17	8	0	.680								
------	----	---	---	------	--	--	--	--	--	--	--	--

1903 No Team

**HEAD COACH: J.H. BELL (1904)**

1904	10	3	0	.769								
------	----	---	---	------	--	--	--	--	--	--	--	--

**HEAD COACH INFORMATION NOT AVAILABLE**

1905	5	16	1	.250								
------	---	----	---	------	--	--	--	--	--	--	--	--

**HEAD COACH: S.S. EAGER (1906)**

1906	5	12	1	.306								
------	---	----	---	------	--	--	--	--	--	--	--	--

**HEAD COACH: DUCKY HOLMES (1907)**

1907	5	11	1	.323								
------	---	----	---	------	--	--	--	--	--	--	--	--

**HEAD COACH: BILLY FOX (1908-1909)**

1908	4	12	2	.277								
1909	12	14	0	.461								

**HEAD COACH INFORMATION NOT AVAILABLE**

1910	7	7	1	.500								
1911	No Team											
1912	3	0	0	1.000								

1913-18 No Team, World War I

**HEAD COACH: PAUL SCHISSLER (1919-1921)**

1919	5	3	0	.625								
1920	7	6	0	.538								
1921	8	5	0	.615								

**HEAD COACH: OWEN FRANK (1922)**

1922	12	4	0	.750								
------	----	---	---	------	--	--	--	--	--	--	--	--

**HEAD COACHES: SCOTTY DYE AND EARL CARR (1923)**

1923	6	12	0	.333								
------	---	----	---	------	--	--	--	--	--	--	--	--

Year	Overall Record				Conference Record				NCAA		
	W	L	T	Pct.	W	L	T	Pct.	Place	W	L

**HEAD COACH: W.G. KLINE (1924-1925)**

1924	10	8	0	.555								
1925	8	7	0	.533								

1926-28 No Team

**HEAD COACH: JOHN RHODES (1929-1930)**

1929	12	5	1	.694	10	5	0	.666	1st			
1930	9	7	0	.563	7	5	0	.583	3rd			

**HEAD COACH: W.H. BROWNE (1931)**

1931	2	10	0	.167	2	8	0	.200	6th			
------	---	----	---	------	---	---	---	------	-----	--	--	--

1932 No Team

**HEAD COACH: W.W. KNIGHT (1933-1941)**

1933	3	1	0	.750	--	--	--					
1934	5	9	0	.357	2	8	0	.200		--	--	
1935	4	12	0	.250	2	7	0	.222	5th	--	--	
1936	3	11	0	.214	2	9	0	.181	5th	--	--	
1937	5	12	0	.294	4	9	0	.308	4th	--	--	
1938	7	8	0	.466	5	5	0	.500	4th	--	--	
1939	5	13	0	.385	4	6	0	.400	3rd	--	--	
1940	4	12	0	.250	3	9	0	.250	5th	--	--	
1941	2	14	0	.125	2	8	0	.200	6th	--	--	

**HEAD COACH: A.J. LEWANDOWSKI (1942)**

1942	3	11	0	.214	3	6	0	.333	5th	--	--	
------	---	----	---	------	---	---	---	------	-----	----	----	--

1943-45 No Team, World War II

**HEAD COACH: FRANK SMAGACZ (1946)**

1946	9	7	0	.563	9	5	0	.643	2nd	--	--	
------	---	---	---	------	---	---	---	------	-----	----	----	--

**HEAD COACH: TONY SHARPE (1947-1977)**

1947	6	10	0	.375	6	7	0	.462	4th	--	--	
1948	17	7	0	.708	14	3	0	.824	1st	1*	2*	
1949	9	13	0	.409	7	10	0	.412	7th	--	--	
1950	16	8	0	.667	11	3	0	.786	1st	0*	2*	
1951	10	5	0	.667	5	4	0	.556	3rd	--	--	
1952	13	7	0	.650	8	5	0	.615	2nd	--	--	
1953	13	5	1	.711	10	3	0	.769	2nd	--	--	
1954	10	10	0	.500	4	8	0	.333	6th	--	--	
1955	15	5	0	.750	10	4	0	.714	3rd	--	--	
1956	12	8	0	.600	8	4	0	.667	2nd	--	--	
1957	12	10	0	.545	8	9	0	.471	5th	--	--	
1958	17	10	0	.630	12	9	0	.571	5th	--	--	
1959	15	8	0	.652	11	4	0	.733	2nd	--	--	
1960	10	13	0	.435	6	11	0	.353	7th	--	--	
1961	9	14	0	.391	7	11	0	.389	6th	--	--	
1962	15	11	0	.577	10	10	0	.500	4th	--	--	
1963	8	18	0	.308	5	15	0	.250	6th	--	--	
1964	9	18	0	.333	7	14	0	.333	6th	--	--	
1965	12	8	0	.600	12	6	0	.667	2nd	--	--	
1966	16	9	0	.640	12	8	0	.600	3rd	--	--	
1967	8	16	0	.333	7	11	0	.389	6th	--	--	
1968	10	15	1	.404	7	13	0	.350	7th	--	--	
1969	9	15	0	.375	4	12	0	.250	8th	--	--	
1970	15	11	0	.577	11	8	0	.579	3rd	--	--	
1971	10	20	0	.333	7	13	0	.350	7th	--	--	
1972	12	17	0	.414	8	11	0	.421	7th	--	--	
1973	15	14	1	.517	7	11	0	.389	6th	--	--	
1974	13	27	0	.388	4	16	0	.200	8th	--	--	
1975	13	20	0	.394	7	8	0	.467	5th	--	--	
1976	21	24	1	.467	0	2	0	.000	7th	--	--	
1977	29	13	0	.690	5	7	0	.417	3rd (East)	--	--	

Year	Overall Record				Conference Record				Place	NCAA		
	W	L	T	Pct.	W	L	T	Pct.		W	L	Pct.
<b>HEAD COACH: JOHN SANDERS (1978-1997)</b>												
1978	36	20	0	.643	7	7	0	.500	3rd (East)	--	--	
1979	49	15	0	.765	14	6	0	.700	2nd (East)	1	2	.333
1980	49	15	0	.765	16	4	0	.800	1st (East)	2	2	.500
1981	42	22	0	.656	11	11	0	.500	4th	--	--	
1982	44	13	0	.772	15	5	0	.750	2nd	--	--	
1983	44	15	0	.745	8	10	0	.444	5th	--	--	
1984	46	20	0	.697	15	6	0	.714	3rd	--	--	
1985	45	24	0	.652	16	6	0	.727	3rd	1	2	.333
1986	35	25	0	.583	14	9	0	.609	3rd	--	--	
1987	36	21	0	.631	12	8	0	.600	3rd	--	--	
1988	48	23	0	.676	12	12	0	.500	4th	--	--	
1989	27	31	0	.465	8	16	0	.333	7th	--	--	
1990	42	26	0	.618	12	12	0	.500	3rd	--	--	
1991	37	22	0	.627	10	14	0	.417	6th	--	--	
1992	31	25	0	.554	11	13	0	.458	5th	--	--	
1993	35	23	0	.603	16	12	0	.571	4th	--	--	
1994	32	28	0	.533	14	16	0	.467	5th	--	--	
1995	35	23	0	.603	13	14	0	.481	4th	--	--	
1996	27	27	1	.500	8	17	0	.320	7th	--	--	
1997	27	35	0	.435	7	23	0	.233	10th	--	--	
<b>HEAD COACH: DAVE VAN HORN (1998-2002)</b>												
1998	24	20	0	.545	10	13	0	.435	7th	--	--	
1999	42	18	0	.700	16	9	0	.640	5th (1st)	1	2	.333
2000	51	17	0	.750	21	9	0	.700	2nd (1st)	4	2	.667
2001	50	16	0	.758	20	8	0	.714	1st (1st)	5	2	.714
2002	47	21	0	.691	16	11	0	.593	2nd (2nd)	5	3	.625
<b>HEAD COACH: MIKE ANDERSON (2003-2011)</b>												
2003	47	18	0	.723	20	7	0	.741	1st (3rd)	3	2	.600
2004	36	23	0	.610	11	16	0	.407	8th (5th)	--	--	
2005	57	15	0	.791	19	8	0	.704	1st (1st)	6	2	.750
2006	42	17	0	.712	17	10	0	.630	3rd (2nd)	0	2	.000
2007	32	27	0	.524	14	13	0	.519	4th (5th)	2	2	.500
2008	41	16	1	.716	17	9	1	.648	3rd (5th)	1	2	.333
2009	25	28	1	.472	8	19	0	.296	10th	--	--	
2010	27	27	0	.500	10	17	0	.370	9th	--	--	
2011	30	25	0	.545	9	17	0	.346	9th	--	--	
<b>HEAD COACH: DARIN ERSTAD (2012-PRESENT)</b>												
2012	35	23	0	.603	14	10	0	.583	4th (5th)	--	--	
2013	29	30	0	.492	15	9	0	.625	2nd (2nd)	--	--	
2014	41	21	0	.661	18	6	0	.750	2nd (2nd)	1	2	.333
2015	34	23	0	.596	9	14	0	.391	8th (8th)	--	--	
2016	37	22	0	.627	16	8	0	.667	2nd (8th)	0	2	.000
2017	35	22	1	.612	16	7	1	.688	1st (5th)	0	2	.000
2018	24	28	0	.462	8	14	0	.364	10th	--	--	
<b>TOTAL</b>	<b>2,195</b>	<b>1,602</b>	<b>17</b>	<b>.578</b>	<b>838</b>	<b>805</b>	<b>2</b>	<b>.510</b>		<b>32</b>	<b>31</b>	<b>.508</b>

\*- NCAA District Playoffs that took place before NCAA Regional format began in 1954, but are not considered NCAA Tournament appearances according to the 2018 NCAA Record Book.

**CONFERENCE AFFILIATION:**

- Missouri Valley (1919-25)
- Big Six (1929-47)
- Big Seven (1948-57)
- Big Eight (1958-96)
- Big 12 (1997-2011)
- Big Ten (2012-present)

**ALL-TIME HEAD COACHING RECORDS**

Coach	Years	Yrs.	Wins	Losses	Ties	Pct.
John Sanders	1978-97	20	767	453	1	.629
Tony Sharpe	1947-77	31	399	389	4	.506
Mike Anderson	2003-11	9	337	196	2	.632
Darin Erstad	2012-present	7	235	169	1	.581
Dave Van Horn	1998-2002	5	214	92	0	.699
W.W. Knight	1933-41	9	38	92	0	.292
John Rhodes	1929-30	2	21	12	1	.630
Paul Schissler	1919-21	3	20	14	0	.589
W.G. Kline	1924-25	2	18	15	0	.545
Geo P. Shidler	1902	1	17	8	0	.680
Billy Fox	1908-09	2	16	26	2	.386
Owen Frank	1922	1	12	4	0	.750
J.H. Bell	1904	1	10	3	0	.769
Frank Smagacz	1946	1	9	7	0	.563
Mike Henderson	1901	1	9	11	0	.450
E.N. Robinson	1897	1	8	5	1	.607
F.B. Ryons	1898	1	6	4	0	.600
Ducky Holmes	1907	1	5	11	1	.324
S.S. Eager	1906	1	5	12	1	.306
Scotty Dye	1923	1/2	4	4	0	.500
C.D. Chandler	1889-91	3	4	5	0	.444
Charles Stroman	1892-93	2	3	2	1	.583
A.J. Lewandowski	1942	1	3	11	0	.214
W.H. Browne	1931	1	2	10	0	.167
Earl Carr	1923	1/2	2	8	0	.200

**Head Coach information not available (5 years):**

1899, 1900, 1905, 1910, 1912

**No Team (18 years):**

1894-96, 1903, 1911, 1913-18, 1926-28, 1932, 1943-45

**CONFERENCE TITLES/POSTSEASON APPEARANCES**

**REGULAR SEASON CONFERENCE CHAMPIONSHIPS (7)**

- BIG SIX (1):** 1929
- BIG SEVEN (2):** 1948, 1950
- BIG 12 (3):** 2001, 2003, 2005
- BIG TEN (1):** 2017

**CONFERENCE TOURNAMENT CHAMPIONSHIPS (4)**

**BIG 12 (4):** 1999, 2000, 2001, 2005

**NCAA TOURNAMENT APPEARANCES (15)**

1979, 1980, 1985, 1999, 2000, 2001, 2002, 2003, 2005, 2006, 2007, 2008, 2014, 2016, 2017

**COLLEGE WORLD SERIES (3):** 2001, 2002, 2005

**NCAA SUPER REGIONALS (1):** 2000

**NCAA REGIONALS (11):** 1979, 1980, 1985, 1999, 2003, 2006, 2007, 2008, 2014, 2016, 2017

INDIVIDUAL GAME RECORDS

**HITS**

6	Steve Edlefsen vs. Iowa.....	4/11/06
6	John Cole vs. Kansas State.....	5/16/99
6	Francis Collins vs. Nebraska-Omaha.....	4/25/96
6	Darin Erstad vs. Missouri.....	4/2/95
6	Marc Sagmoen vs. Jamestown.....	3/13/92
6	Gene Torczon vs. Tulsa.....	4/5/58

**AT BATS (ANY GAME)**

10	Jim Smith vs. Colorado (22 innings).....	4/24/74
----	--	---------

**AT BATS (NINE INNINGS)**

8	Alvie Shepherd vs. Washington.....	3/20/95
8	Patrick Johnson vs. Washington.....	3/20/95

**HOME RUNS**

3	Dan Johnson at Southern Utah (DH Game 1).....	3/6/01
3	Dan Johnson vs. Texas A&M.....	4/22/00
3	Steve Stanicek vs. Bellevue College.....	4/28/82
3	Bob Cerv vs. Iowa State.....	5/13/50

**HOME RUNS IN AN INNING**

2	Brandon Fusilier vs. South Dakota State (4th).....	3/13/05
2	Curtis Ledbetter vs. South Dakota State (4th).....	3/13/05
2	Matt Hopper vs. Western Illinois (2nd).....	4/18/00
2	Marc Sagmoen vs. St. John's (1st).....	3/20/93

**TRIPLES**

3	Shawn Buchanan vs. Wayne State.....	2/12/90
3	Dan Boever vs. Benedictine.....	3/8/83

**DOUBLES**

3	Angelo Altavilla vs. Utah.....	2/24/17
3	Michael Pritchard vs. St. John's.....	3/9/14
3	Cody Asche vs. Missouri.....	5/21/11
3	Cody Asche vs. Missouri State.....	2/20/11
3	DJ Belfonte vs. Creighton.....	5/18/10
3	Andrew Brown vs. Missouri.....	3/25/07
3	Alex Gordon vs. West Virginia.....	3/7/04
3	Curtis Ledbetter vs. South Dakota.....	4/23/03
3	Will Bolt vs. Arkansas.....	3/15/00
3	Justin Cowan vs. Jacksonville State.....	2/21/99
3	Francis Collins vs. Kansas State.....	4/5/97
3	Francis Collins vs. South Dakota.....	3/20/97
3	Jed Dalton vs. Oklahoma.....	5/6/95
3	Jed Dalton vs. Creighton.....	4/13/95
3	Sean McKenna vs. Missouri.....	4/29/90
3	Kevin Jordan vs. Northern Colorado.....	4/14/90
3	Joe Federico vs. Missouri.....	5/7/88
3	Mate Borgogno vs. Missouri.....	5/7/88
3	Burt Beattie vs. Stetson.....	3/22/86
3	Bobby Reynolds vs. Kansas State.....	4/16/52

**RUNS SCORED**

7	Jim Bailey vs. Chicago State.....	3/16/99
7	Ken Harvey vs. Chicago State.....	3/16/99

**RUNS BATTED IN**

10	Craig Moore vs. Chicago State.....	3/16/99
10	Gene Torczon vs. Tulsa.....	4/5/58

**STOLEN BASES**

5	Scott Hooper vs. Northwestern (Iowa).....	4/24/84
5	Jeff Carter vs. Iowa State.....	4/11/83
5	Bob Cerv vs. Iowa State.....	5/13/50

**WALKS DRAWN**

5	Jim Bailey vs. Chicago State.....	3/16/99
5	Tom Novak vs. Denver College.....	4/18/49

**INNINGS PITCHED**

13.0	Dennis O'Doherty vs. Colorado.....	4/26/74
------	------------------------------------	---------

**STRIKEOUTS BY A PITCHER**

17	Shane Komine vs. Kansas.....	4/8/00
17	Brent Friehauf vs. St. Cloud State.....	3/24/83

**STRIKEOUTS BY A RELIEF PITCHER**

16	Shane Komine at Iowa State.....	4/18/99
----	---------------------------------	---------

INDIVIDUAL SEASON RECORDS

<b>GAMES PLAYED</b>	72	Alex Gordon, 2005
<b>AT BATS</b>	294	Jeff Leise, 2002
<b>RUNS SCORED</b>	100	Ken Ramos, 1988
<b>HITS</b>	109	Jeff Leise, 2002
	109	Francis Collins, 1997
<b>TOTAL BASES</b>	201	Jed Morris, 2002
<b>DOUBLES</b>	27	Cody Asche, 2011
<b>TRIPLES</b>	9	Shawn Buchanan, 1990
<b>HOME RUNS</b>	25	Dan Johnson, 2001
<b>RBI's</b>	90	Jed Morris, 2002
	90	Mike Duncan, 1985
<b>WALKS</b>	91	Bobby Benjamin, 1988
<b>BATTING AVERAGE</b>	.478	Ken Harvey, 1999
<b>LONGEST HIT STREAK</b>	38	Francis Collins, 1996
<b>STOLEN BASES</b>	60	Scott Hooper, 1984
<b>SLUGGING PERCENTAGE</b>	.930	Steve Stanicek, 1982
<b>FIELDING PERCENTAGE</b>	1.000	17 players most recently, Alex Henwood, 2018

<b>INNINGS PITCHED</b>	131.2	Shane Komine, 2001
<b>APPEARANCES</b>	36	Mike Bellows, 1994
<b>COMPLETE GAMES</b>	9	Troy Brohawn, 1993
<b>STARTS</b>	18	Joba Chamberlain, 2005
	18	Shane Komine, 2001
<b>SHUTOUTS</b>	4	Jamie Rodrigue, 2000
<b>STRIKEOUTS</b>	159	Shane Komine, 2000
<b>SCORELESS INNINGS</b>	33.1	Justin Pekarek, 2004
<b>EARNED RUN AVERAGE</b>	0.95	Ray Novak, 1955
<b>WINS</b>	14	Shane Komine, 2001
<b>LOSSES</b>	8	Pat Driscoll, 1997
<b>CONFERENCE WINS</b>	8	Shane Komine, 2001
	8	Troy Brohawn, 1993
<b>SAVES</b>	16	Brett Jensen, 2004
<b>WINNING PCT. (MIN. 5 WINS)</b>	1.000	12 players most recently, Kyle Kubat, 2013 (5-0)

INDIVIDUAL CAREER RECORDS

<b>GAMES PLAYED</b>	254	Matt Hopper, 2000-03
<b>GAMES STARTED</b>	247	Matt Hopper, 2000-03
<b>AT BATS</b>	966	Matt Hopper, 2000-03
<b>RUNS SCORED</b>	246	Matt Hopper, 2000-03
<b>HITS</b>	338	Matt Hopper, 2000-03
<b>TOTAL BASES</b>	591	Matt Hopper, 2000-03
<b>DOUBLES</b>	56	Will Bolt, 1999-02
<b>TRIPLES</b>	21	Shawn Buchanan, 1988-91
<b>HOME RUNS</b>	64	Matt Hopper, 2000-03
<b>WALKS</b>	223	Bobby Benjamin, 1988-90
<b>RBI's</b>	271	Matt Hopper, 2000-03
<b>BATTING AVERAGE</b>	.451	Marc Sagmoen, 1992-93
<b>STOLEN BASES</b>	103	Jeff Carter, 1982-85
<b>SLUGGING PERCENTAGE</b>	.791	Dan Johnson, 2000-01
<b>INNINGS PITCHED</b>	431.0	Shane Komine, 1999-02
<b>APPEARANCES</b>	92	Jeff Chesnut, 2013-16
<b>COMPLETE GAMES</b>	18	Shane Komine, 1999-02
<b>STARTS</b>	59	Shane Komine, 1999-02
<b>SHUTOUTS</b>	6	Jamie Rodrigue, 2000-03
<b>STRIKEOUTS</b>	510	Shane Komine, 1999-02
<b>ERA (MIN. 40 INNINGS)</b>	1.78	Ben Amaya, 1982-83
<b>WINS</b>	41	Shane Komine, 1999-02
<b>LOSSES</b>	17	Dan Buehrer, 1973-76
<b>SAVES</b>	33	Josh Roeder, 2013-15



The first two-time first-team All-American in school history, Shane Komine finished his career as Nebraska's all-time leader in wins (41), strikeouts (510) and innings pitched (431.0). He went 10-0 in 2002, winning two games in the NCAA Super Regional to send the Huskers back to the College World Series.

## TEAM BESTS (GAME)

Category	No.	Opponent, Date
LONGEST GAME BY INNINGS	22	Colorado 2, Nebraska 1, 4/26/74
AT BATS	77	vs. Colorado, 4/26/74
RUNS SCORED	50	vs. Chicago State, 3/16/99
RUNS SCORED BY OPPONENT	37	vs. Oklahoma State, 4/8/95
MARGIN OF VICTORY	47	50-3 vs. Chicago State, 3/16/99
RUNS SCORED BOTH TEAMS	55	Oklahoma State 37, Nebraska 18, 4/8/95
RUNS SCORED IN AN INNING	17	vs. Washington (4th), 3/20/95
HITS	35	vs. Chicago State, 3/16/99
DOUBLES	11	vs. Creighton, 5/18/10
TRIPLES	6	vs. Wayne State, 3/1/85
HOME RUNS	9	vs. Chicago State, 3/16/99
TOTAL BASES	73	vs. Chicago State, 3/16/99
RUNS BATTED IN	48	vs. Chicago State, 3/16/99
RBI's, BOTH TEAMS	51	vs. Chicago State, 3/16/99
WALKS	19	vs. Fort Hays State, 3/18/89
	19	vs. Northwest Missouri State, 3/4/87
STOLEN BASES	13	vs. Nebraska-Omaha, 3/16/95
STRIKEOUTS OF OPPONENT	22	UL-Lafayette (15 inn.), 2/20/09
TIMES NEBRASKA STRUCK OUT	21	vs. UCLA, 3/5/11
WALKS ALLOWED	20	vs. Wichita State, 4/8/87
HITS ALLOWED	26	vs. Oklahoma State, 4/8/95

## TEAM BESTS (SEASON)

Category	No.	Year
WINS	57	2005
CONSECUTIVE WINS	26	1983
LOSSES	35	1997
BATTING AVERAGE	.339	1985
SLUGGING PERCENTAGE	.548	1985
AT BATS	2,448	2005
RUNS SCORED	676	1985
HITS	787	2001
DOUBLES	154	2002
TRIPLES	38	1980
HOME RUNS	93	1985
TOTAL BASES	1,228	1985
RUNS BATTED IN	603	1985
WALKS	565	1988
STOLEN BASES	196	1984
TIMES STRUCK OUT	454	1997
DOUBLE PLAYS TURNED	80	1988
GAMES PLAYED	72	2005
LOWEST ERA	2.64	1965
COMPLETE GAMES	31	1980
INNINGS PITCHED	643.0	2005
STRIKEOUTS OF OPPONENT	538	2005
SHUTOUTS	15	1979
CONSECUTIVE SCORELESS INNINGS	43.1	2004
SAVES	23	2005
FIELDING PERCENTAGE	.981	2013

## OFFENSIVE RECORDS

## GAMES PLAYED

No.	Mark	Player	Year
1.	72	Alex Gordon	2005
2.	71	Curtis Ledbetter	2005
	71	Ken Ramos	1988
	71	Bobby Benjamin	1988
5.	69	Daniel Bruce	2005
	69	Joe Simokaitis	2005
	69	Larry Mims	1985
	69	Burt Beattie	1985
	69	Jeff Carter	1985
10.	68	Jed Morris	2002
	68	Kevin Jordan	1990
	68	Bobby Benjamin	1990
	68	Shawn Buchanan	1990
	68	Rich King	1985

## BATTING AVERAGE

No.	Mark	Player	Year
1.	.478	Ken Harvey	1999
2.	.459	Steve Smith	1959
3.	.454	Marc Sagmoen	1993
4.	.449	Steve Stanicek	1982
5.	.446	Marc Sagmoen	1992
	.446	Don Brown	1955
7.	.444	Bob Cerv	1950
8.	.424	Francis Collins	1996
9.	.421	Todd Sears	1997
10.	.418	John Cole	2001

## AT BATS

No.	Mark	Player	Year
1.	294	Jeff Leise	2002
2.	288	Curtis Ledbetter	2005
3.	284	Francis Collins	1997
4.	277	Joe Simokaitis	2005
5.	272	Jed Morris	2002
6.	271	Jeff Leise	2003
7.	267	Adam Stern	2001
8.	264	Jed Dalton	1995
9.	261	Burt Beattie	1985
10.	258	Ken Ramos	1988

## HITS

No.	Mark	Player	Year
1.	109	Jeff Leise	2002
	109	Francis Collins	1997
3.	107	Ken Harvey	1999
4.	104	Jed Morris	2002
5.	103	Darin Erstad	1995
6.	100	John Cole	2001
	100	Paul Meyers	1985
8.	98	Todd Sears	1997
9.	96	Ken Ramos	1988
10.	94	Alex Gordon	2005

## RUNS SCORED

No.	Mark	Player	Year
1.	100	Ken Ramos	1988
2.	99	Larry Mims	1985
3.	86	Paul Meyers	1985
4.	85	Jeff Carter	1985
5.	84	Darin Erstad	1995
6.	83	Francis Collins	1997
7.	79	Alex Gordon	2005
8.	78	Todd Sears	1997
9.	77	Dan Johnson	2001
	77	Ken Harvey	1999

## RUNS BATTED IN

No.	Mark	Player	Year
1.	90	Jed Morris	2002
	90	Mike Duncan	1985
3.	86	Dan Johnson	2001
	86	Ken Harvey	1999
	86	Paul Meyers	1985
6.	85	Matt Hopper	2001
7.	79	Todd Sears	1997
	79	Marc Sagmoen	1993
9.	78	Bobby Benjamin	1988
10.	76	Darin Erstad	1995

## SINGLES

No.	Mark	Player	Year
1.	86	Francis Collins	1997
2.	79	Francis Collins	1996
3.	78	Jeff Leise	2002
4.	75	Joe Simokaitis	2005
5.	72	Michael Pritchard	2012
6.	70	Pat Kelly	2013
	70	John Cole	2001
8.	69	Chad Christensen	2013
	69	Larry Mims	1985
10.	68	Ken Harvey	1999

## DOUBLES

No.	Mark	Player	Year
1.	27	Cody Asche	2011
2.	26	Jed Morris	2002
	26	Mike Duncan	1985
4.	24	Derek Dukart	1994
	24	Burt Beattie	1986
6.	23	Justin Cowan	2000
7.	22	Ryan Wehrle	2006
	22	Daniel Bruce	2005
	22	Alex Gordon	2005
	22	Gabe Garcia	1997
	22	Alvie Shepherd	1995
	22	Jed Dalton	1995
	22	Dan Boever	1983

## TRIPLES

No.	Mark	Player	Year
1.	9	Shawn Buchanan	1990
2.	8	Jeff Leise	2002
	8	Dan Boever	1983
	8	Roger Hill	1981
5.	7	Jeff Leise	2003
	7	Will Bolt	1999
	7	Matt Meyer	1996
	7	Darin Erstad	1995
	7	Shawn Buchanan	1991
	7	Ken Sirak	1988
	7	Larry Mims	1986
	7	Harold Bright	1982
	7	Pete O'Brien	1979
	7	Bob Gebler	1978
	7	Steve Oakley	1978

## HOME RUNS

No.	Mark	Player	Year
1.	25	Dan Johnson	2001
2.	23	Jed Morris	2002
	23	Ken Harvey	1999
4.	22	Matt Hopper	2003
5.	21	Matt Hopper	2000
	21	Dan Johnson	2000
	21	Bobby Benjamin	1988
8.	20	Steve Stanicek	1982
9.	19	Alex Gordon	2005
	19	Darin Erstad	1995

## STOLEN BASES

No.	Mark	Player	Year
1.	60	Scott Hooper	1984
2.	46	Ken Ramos	1989
3.	43	Jeff Carter	1984
4.	41	Eddie Anderson	1990
	41	Jeff Carter	1985
6.	37	Larry Mims	1986
7.	36	Chris Chavez	1981
8.	35	Jamal Strong	2000
9.	34	Jamal Strong	1999
	34	Ken Ramos	1988

## WALKS

No.	Mark	Player	Year
1.	91	Bobby Benjamin	1988
2.	81	Jeff Carter	1985
3.	72	Larry Mims	1985
4.	68	Ken Ramos	1988
5.	66	Bobby Benjamin	1990
	66	Bobby Benjamin	1989
7.	65	Val Primante	1979
8.	63	Alex Gordon	2005
	63	Dan Johnson	2001
10.	62	Todd Sears	1997

## SACRIFICE FLIES

No.	Mark	Player	Year
1.	12	Jed Morris	2002
2.	8	Angelo Altavilla	2017
	8	Bill Vosik	1990
	8	Ken Ramos	1988
	8	Burt Beattie	1985
6.	7	Pat Kelly	2014
	7	John Grose	2002
	7	Justin Cowan	2000
	7	Brandt Vlieger	1999
	7	Brian McArn	1990
	7	Mike Duncan	1985
	7	Joe Scherger	1980

## STRIKEOUTS

No.	Mark	Player	Year
1.	70	Bobby Benjamin	1988
2.	69	Matt McKay	1993
3.	66	Bobby Benjamin	1989
4.	64	Matt McKay	1994
5.	57	Jaxon Hallmark	2018
	57	Joe Federico	1987
7.	56	Matt Hopper	2002
	56	Andy Sawyers	1997
	56	Rich King	1986
10.	55	Daniel Bruce	2004
	55	Curtiss Heflin	1986

## TOTAL BASES

No.	Mark	Player	Year
1.	201	Jed Morris	2002
2.	194	Darin Erstad	1995
3.	193	Ken Harvey	1999
4.	181	Alex Gordon	2005
5.	178	Paul Meyers	1985
6.	176	Marc Sagmoen	1993
7.	173	Dan Johnson	2001
	173	Todd Sears	1997
9.	172	Jeff Leise	2002
	172	Steve Stanicek	1982

## SLUGGING PERCENTAGE

No.	Mark	Player	Year
1.	.930	Steve Stanicek	1982
2.	.862	Ken Harvey	1999
3.	.859	Marc Sagmoen	1993
4.	.849	Dan Johnson	2000
5.	.814	Joe Federico	1988
6.	.773	Darin Erstad	1995
7.	.754	Alex Gordon	2004
8.	.752	Dan Johnson	2001
9.	.747	Dan Boever	1983
10.	.742	Todd Sears	1997

## EXTRA-BASE HITS

No.	Mark	Player	Year
1.	50	Jed Morris	2002
2.	46	Darin Erstad	1995
3.	45	Alex Gordon	2005
4.	44	Steve Stanicek	1982
5.	43	Mike Duncan	1985
6.	42	Marc Sagmoen	1993
	42	Dan Boever	1983
8.	41	Alex Gordon	2004
9.	40	Cody Asche	2011
10.	39	Dan Johnson	2001
	39	Ken Harvey	1999
	39	Joe Federico	1988

## ON-BASE PERCENTAGE

No.	Mark	Player	Year
1.	.574	Marc Sagmoen	1993
2.	.569	Steve Stanicek	1982
3.	.558	Ken Harvey	1999
4.	.543	Todd Sears	1997
5.	.540	Terrance Batiste	1988
6.	.530	Val Primante	1979
7.	.526	Bob Munson	1973
8.	.520	Ben Amaya	1983
9.	.519	Francis Collins	1996
10.	.518	Alex Gordon	2005

## HIT BY PITCH

No.	Mark	Player	Year
1.	28	Daniel Bruce	2002
2.	24	Corey Miller	1996
3.	21	Kash Kalkowski	2013
	21	Dave Crain	1995
	21	Derek Dukart	1994
6.	18	Bryan Peters	2011
	18	Bryan Peters	2010
	18	DJ Belfonte	2007
	18	Brandt Vlieger	2000
10.	17	Jake Mullinax	2003

## PITCHING RECORDS

## GAMES STARTED

No.	Mark	Player	Year
1.	18	Joba Chamberlain	2005
	18	Shane Komine	2001
3.	17	Shane Komine	2000
	17	Scott Fries	1999
	17	Tom Bergan	1994
	17	Pat Leinen	1988
7.	16	Chance Sinclair	2014
	16	Johnny Dorn	2007
	16	Zach Kroenke	2005
	16	Aaron Marsden	2003
	16	Jamie Rodrigue	2002

## EARNED RUN AVERAGE (MIN. 40 IP)

No.	Mark	Player	Year
1.	1.29	Bill McGuire	1984
2.	1.42	Jake Meyers	2016
3.	1.72	Zach Hirsch	2014
4.	1.75	Kirk Eymann	1977
5.	1.77	Al Furby	1967
6.	1.81	Kyle Kubat	2013
7.	1.84	Dylan Vogt	2012
8.	1.85	Reece Eddins	2016
9.	1.88	Roger Webb	1984
10.	1.96	Brett Jensen	2005

## WINS

No.	Mark	Player	Year
1.	14	Shane Komine	2001
2.	13	Troy Brohawn	1993
3.	12	Johnny Dorn	2005
4.	11	Shane Komine	2000
5.	10	Johnny Dorn	2007
	10	Tony Watson	2006
	10	Joba Chamberlain	2005
	10	Quinton Robertson	2003
	10	Shane Komine	2002
	10	Dave Matranga	1990
	10	Pat Leinen	1988
	10	Phil Harrison	1984

## LOSSES

No.	Mark	Player	Year
1.	8	Pat Driscoll	1997
2.	7	Luis Alvarado	2018
	7	Chance Sinclair	2015
	7	Charlie Shirek	2007
	7	Scott Fries	1999
	7	Tom Bergan	1994
	7	Dale Kistaitis	1989
	7	Dave Buehrer	1974
9.	6	Numerous players tied	

## SAVES

No.	Mark	Player	Year
1.	16	Brett Jensen	2005
2.	15	Josh Roeder	2015
3.	13	Jake Hohensee	2018
	13	Chad Luensmann	2016
	13	Brett Jensen	2006
6.	12	Josh Roeder	2014
7.	11	Thom Ott	2001
8.	10	Luis Alvarado	2017
	10	Mike Bellows	1994
10.	9	Steve Boyd	1992

## INNINGS PITCHED

No.	Mark	Player	Year
1.	131.2	Shane Komine	2001
2.	124.2	Shane Komine	2000
3.	118.2	Joba Chamberlain	2005
4.	115.0	Aaron Marsden	2003
5.	111.0	Troy Brohawn	1993
6.	108.0	Steve Fish	1997
7.	106.1	Johnny Dorn	2008
8.	104.0	Johnny Dorn	2005
	104.0	Zach Kroenke	2004
10.	103.2	Roger Webb	1985

## STRIKEOUTS

No.	Mark	Player	Year
1.	159	Shane Komine	2000
2.	157	Shane Komine	2001
3.	130	Joba Chamberlain	2005
4.	123	Troy Brohawn	1993
5.	115	Shane Komine	2002
6.	113	Aaron Marsden	2003
7.	102	Johnny Dorn	2008
	102	Joba Chamberlain	2006
9.	98	Phil Harrison	1986
10.	95	Mike Zajeski	1992

## WALKS

No.	Mark	Player	Year
1.	74	Mark Davis	1985
2.	72	Phil Harrison	1986
3.	66	Cody Winget	1994
4.	64	Phil Harrison	1984
	64	Bob Sebra	1981
6.	59	Jeff Mays	1985
7.	58	Phil Goguen	1987
8.	56	Troy Brohawn	1993
	56	John Lepley	1985
10.	53	Doug Tegtmeier	1989

## HITS ALLOWED

No.	Mark	Player	Year
1.	129	Shane Komine	2001
2.	126	Pat Driscoll	1997
	126	Roger Webb	1985
4.	124	Josh Bullock	1992
5.	122	Scott Fries	1999
6.	119	Tom Bergan	1994
7.	112	Brian Martin	1993
8.	111	Steve Fish	1997
9.	110	Aaron Marsden	2003
10.	107	Jamie Rodrigue	2002

## APPEARANCES

No.	Mark	Player	Year
1.	36	Mike Bellows	1994
2.	35	Dave Matranga	1991
3.	34	Dave Matranga	1990
4.	33	Brett Jensen	2005
5.	32	Spencer Van Linge	1997
6.	31	Jeff Chesnut	2015
	31	Zach Hirsch	2014
	31	McGraw Milhaven	1988
9.	30	Jeff Chesnut	2016
	30	Dylan Vogt	2013
	30	Gary Nolting	1978

## COMPLETE GAMES

No.	Mark	Player	Year
1.	9	Troy Brohawn	1993
2.	8	Steve Fish	1997
	8	Cliff Faust	1980
	8	Tim Burke	1980
5.	7	Shane Komine	2001
	7	Pat Leinen	1989
	7	Steve Gehrke	1981
	7	Kirk Eymann	1977
9.	6	Shane Komine	2000
	6	Phil Harrison	1986
	6	Roger Webb	1985
	6	Todd Oakes	1982
	6	Steve Gehrke	1980
	6	Jeff Costello	1978

## SHUTOUTS

No.	Mark	Player	Year
1.	4	Jamie Rodrigue	2000
2.	3	Gary Neibauer	1966
	3	Stan Bahnsen	1965
4.	2	Tom Lemke	2010
	2	Aaron Marsden	2002
	2	Jamie Rodrigue	2002
	2	Shane Komine	2000
	2	Phil Harrison	1984

## WILD PITCHES

No.	Mark	Player	Year
1.	18	Phil Goguen	1987
	18	John Kohli	1987
3.	17	Cody Winget	1994
4.	14	Alvie Shepherd	1995
	14	John Lepley	1988
6.	13	Jeff Strasser	1994
7.	12	Justin Gomes	1995
	12	Alvie Shepherd	1993
	12	Doug Tegtmeier	1988
10.	11	Zach Kroenke	2004
	11	Shane Komine	2001
	11	Jeff Nollette	1993
	11	Josh Bullock	1991
	11	Armando Garza	1990

## HIT BATTERS

No.	Mark	Player	Year
1.	17	Johnny Dorn	2008
2.	16	Aaron Marsden	2002
3.	14	Mike Nesseth	2009
	14	Johnny Dorn	2007
5.	13	Luis Alvarado	2018
	13	Jonas Armenta	1996
	13	Alvie Shepherd	1993
8.	12	Steve Fish	1996
9.	11	Brandon Pierce	2011
	11	Tony Watson	2006
	11	Zach Kroenke	2005
	11	Jonas Armenta	1995

## WINNING PCT. (MIN. 5 WINS)

No.	Pct.	Player	Year
1.	1.000	Troy Brohawn (13-0)	1993
	1.000	Shane Komine (10-0)	2002
	1.000	Brian Duensing (8-0)	2005
	1.000	Roger Webb (6-0)	1984
	1.000	Steve McManaman (6-0)	1977
	1.000	Kyle Kubat (5-0)	2013
	1.000	Brett Jensen (5-0)	2006
	1.000	Steve Hale (5-0)	2001
	1.000	John Izumi (5-0)	1992
	1.000	Paul Henry (5-0)	1988
	1.000	Tom Holmes (5-0)	1982
	1.000	Chris Knust (5-0)	1982

## FIELDING RECORDS

## PUTOUTS

No.	Mark	Player	Year
1.	655	Curtis Ledbetter	2005
2.	551	Todd Sears	1997
3.	549	Bobby Benjamin	1990
4.	533	Brandon Buckman	2006
5.	526	Mike Duncan	1984
6.	507	Matt Hopper	2002
7.	494	Kash Kalkowski	2013
8.	488	Matt Hopper	2003
9.	481	Kurt Farmer	2011
10.	475	Pete O'Brien	1979

## ASSISTS

No.	Mark	Player	Year
1.	222	Joe Simokaitis	2005
2.	198	Jake Schleppebach	2016
3.	194	Steven Reveles	2016
	194	Joe Simokaitis	2003
5.	192	Jake Schleppebach	2017
6.	189	Pat Kelly	2014
7.	185	Bryan Schmidt	1997
8.	183	Darin Petersen	1994
9.	181	Ken Sirak	1988
10.	175	Pat Kelly	2013
	175	Chad Christensen	2011

## ERRORS

No.	Mark	Player	Year
1.	38	Larry Mims	1985
2.	32	Burt Beattie	1985
3.	31	Jeff Carter	1984
4.	29	Curtiss Heflin	1986
5.	25	Ken Sirak	1988
6.	24	Ben Amaya	1983
	24	John Russo	1978
8.	23	Tim Seaton	1992
	23	Darin Petersen	1992
	23	Dan Boever	1982

## FIELDING PCT. (MIN. 100 CHANCES)

No.	Mark	Player	Year
1.	1.000	Alex Henwood	2018
	1.000	Jake Meyers	2016
	1.000	Taylor Fish	2014
	1.000	Chad Christensen	2013
	1.000	Rich Sanguinetti	2013
	1.000	Adam Bailey	2010
	1.000	Tyler Farst	2008
	1.000	Brandon Buckman	2005
	1.000	Bubbs Merrill	2003
	1.000	Adam Shabala	2000
	1.000	Jed Dalton	1994
	1.000	Marc Sagmoen	1993
	1.000	Jed Dalton	1993
	1.000	Eddie Anderson	1990
	1.000	Scott Hooper	1983
	1.000	Stan Haas	1980
	1.000	Arnold Placke	1969

## OFFENSIVE RECORDS

## BATTING AVERAGE

No.	Mark	Player	Years
1.	.451	Marc Sagmoen	1992-93
2.	.426	Ken Harvey	1997-99
3.	.409	Don Brown	1954-56
4.	.401	Francis Collins	1996-97
5.	.387	Todd Sears	1995-97
6.	.380	John Cole	1999-01
7.	.370	Ken Ramos	1987-89
8.	.369	Brian McArn	1990-91
9.	.367	Jed Morris	2001-02
10.	.364	Dan Johnson	2000-01
11.	.363	Bill Vosik	1990-91
12.	.360	Mate Borgogno	1988
13.	.359	Steve Stanicek	1980-82
	.359	Bob Munson	1970-73
15.	.358	Dan Boever	1982-83
16.	.357	Mark Kister	1985-87
17.	.356	Darin Erstad	1993-95
18.	.355	Adam Shabala	1999-00
19.	.353	Alex Gordon	2003-05
20.	.351	Michael Pritchard	2011-14
	.351	Richard Stock	2012
	.351	Matt Meyer	1995-96

## HITS

No.	Mark	Player	Years
1.	338	Matt Hopper	2000-03
2.	305	Jeff Leise	2000-03
3.	281	Will Bolt	1999-02
4.	261	Darin Erstad	1993-95
5.	259	Scott Schreiber	2015-18
6.	251	Michael Pritchard	2011-14
7.	250	Paul Meyers	1984-86
8.	249	Joe Simokaitis	2002-05
9.	248	Jed Dalton	1992-95
10.	247	Chad Christensen	2010-13
11.	246	Darin Petersen	1992-95
12.	242	Mark Kister	1985-87
13.	241	Ben Miller	2014-17
14.	240	Alex Gordon	2003-05
15.	238	DJ Belfonte	2007-10
16.	234	Todd Sears	1995-97
17.	231	Daniel Bruce	2002-05
18.	229	Ken Ramos	1987-89
19.	227	Jake Opitz	2005-08
20.	226	Austin Darby	2012-15
21.	223	Ryan Boldt	2014-16
	223	Curtis Ledbetter	2003-05
23.	222	John Cole	1999-01
24.	212	Pat Kelly	2012-14
25.	203	Ken Harvey	1997-99
26.	201	Francis Collins	1995-97

## SLUGGING PERCENTAGE

No.	Mark	Player	Years
1.	.791	Dan Johnson	2000-01
2.	.782	Marc Sagmoen	1992-93
3.	.736	Ken Harvey	1997-99
4.	.715	Steve Stanicek	1980-82
5.	.688	Dan Boever	1982-83
6.	.674	Jed Morris	2001-02
7.	.657	Alex Gordon	2003-05
8.	.655	Jeff Hedman	1998-99
9.	.649	Joe Federico	1987-88
10.	.648	Mike Duncan	1984-85

## AT BATS

No.	Mark	Player	Years
1.	966	Matt Hopper	2000-03
2.	922	Will Bolt	1999-02
3.	881	Jeff Leise	2000-03
4.	871	Joe Simokaitis	2002-05
5.	836	Darin Petersen	1992-95
6.	799	DJ Belfonte	2007-10
7.	794	Ben Miller	2014-17
8.	788	Scott Schreiber	2015-18
	788	Chad Christensen	2010-13
10.	787	Daniel Bruce	2002-05

## DOUBLES

No.	Mark	Player	Years
1.	56	Will Bolt	1999-02
2.	55	Daniel Bruce	2002-05
	55	Matt Hopper	2000-03
4.	53	Alex Gordon	2003-05
5.	47	Curtis Ledbetter	2003-05
	47	Jed Dalton	1992-95
7.	46	Cody Asche	2009-11
	46	Todd Sears	1995-97
	46	Darin Erstad	1993-95
10.	45	Michael Pritchard	2011-14
	45	Paul Meyers	1984-86

## TRIPLES

No.	Mark	Player	Years
1.	21	Shawn Buchanan	1988-91
2.	20	Jeff Leise	2000-03
3.	18	Joe Scherger	1977-80
4.	16	Ken Ramos	1989-90
	16	Ken Sirak	1987-89
	16	Steve Stanicek	1980-82
7.	14	Roger Hill	1981-82
8.	13	Will Bolt	1999-02
	13	Matt Meyer	1995-96
10.	11	Alex Gordon	2003-05

## HOME RUNS

No.	Mark	Player	Years
1.	64	Matt Hopper	2000-03
2.	48	Bobby Benjamin	1988-90
3.	46	Dan Johnson	2000-01
4.	44	Scott Schreiber	2015-18
	44	Alex Gordon	2003-05
6.	42	Steve Stanicek	1980-82
7.	41	Darin Erstad	1993-95
8.	36	Paul Meyers	1984-86
9.	35	Ken Harvey	1997-99
10.	34	Curtis Ledbetter	2003-05
	34	Rich King	1983-86

## TOTAL BASES

No.	Mark	Player	Years
1.	591	Matt Hopper	2000-03
2.	463	Jeff Leise	2000-03
3.	447	Alex Gordon	2003-05
4.	446	Darin Erstad	1993-95
5.	441	Scott Schreiber	2015-18
6.	421	Paul Meyers	1984-86
7.	405	Steve Stanicek	1980-82
8.	396	Will Bolt	1999-02
9.	391	Todd Sears	1995-97
10.	378	Curtis Ledbetter	2003-05

## RUNS SCORED

No.	Mark	Player	Years
1.	246	Matt Hopper	2000-03
2.	210	Jeff Leise	2000-03
3.	204	Ken Ramos	1987-89
4.	198	Joe Scherger	1977-80
5.	197	Will Bolt	1999-02
6.	190	Jed Dalton	1992-95
7.	189	Todd Sears	1995-97
8.	188	Alex Gordon	2003-05
	188	Darin Erstad	1993-95
	188	Bobby Benjamin	1988-90
	188	Paul Meyers	1984-86

## RUNS BATTED IN

No.	Mark	Player	Years
1.	271	Matt Hopper	2000-03
2.	209	Paul Meyers	1984-86
3.	191	Todd Sears	1995-97
4.	189	Alex Gordon	2003-05
	189	Bobby Benjamin	1988-90
6.	182	Darin Erstad	1993-95
7.	173	Steve Stanicek	1980-82
	173	Joe Scherger	1977-80
9.	172	Scott Schreiber	2015-18
10.	165	Curtis Ledbetter	2003-05

## STOLEN BASES

No.	Mark	Player	Years
1.	103	Jeff Carter	1982-85
2.	90	Scott Hooper	1981-84
3.	89	Ken Ramos	1987-89
4.	69	Jamal Strong	1999-00
5.	67	Jed Dalton	1992-95
6.	63	Jeff Leise	2000-03
7.	61	Larry Mims	1985-86
	61	Bob Cerv	1947-50
9.	60	Paul Meyers	1984-86
10.	59	John Cole	1999-01

## WALKS

No.	Mark	Player	Years
1.	223	Bobby Benjamin	1988-90
2.	165	Jeff Carter	1982-85
3.	159	Matt Hopper	2000-03
4.	150	Ken Ramos	1987-89
5.	143	Todd Sears	1995-97
6.	142	Kurt Eubanks	1981-85
7.	139	Alex Gordon	2003-05
8.	137	Joe Scherger	1977-80
9.	120	Bill McGuire	1983-85
10.	115	Rich King	1983-86
	115	Steve Stanicek	1980-82

## GAMES PLAYED

No.	Mark	Player	Years
1.	254	Matt Hopper	2000-03
2.	251	Will Bolt	1999-02
3.	245	Daniel Bruce	2002-05
4.	238	Joe Simokaitis	2002-05
5.	229	Darin Petersen	1992-95
6.	227	Kurt Eubanks	1981-85
7.	225	Jake Opitz	2005-08
8.	222	Jeff Leise	2000-03
9.	220	DJ Belfonte	2007-10
10.	218	Bruce Wobken	1986-89

## HIT BY PITCH

No.	Mark	Player	Years
1.	67	Daniel Bruce	2002-05
2.	59	DJ Belfonte	2007-10
3.	47	Kash Kalkowski	2009-13
	47	Bryan Peters	2010-13
5.	46	Kale Kiser	2009-12
6.	37	Alex Gordon	2003-05
	37	Nick Sullivan	2006-09
8.	36	Jake Mort	2006-09
9.	34	Dave Crain	1994-95
10.	31	Jed Dalton	1992-95

## SACRIFICE FLIES

No.	Mark	Player	Years
1.	16	Matt Hopper	2000-03
2.	14	Jake Opitz	2005-08
	14	Jed Morris	2001-02
	14	Jed Dalton	1992-95
5.	13	DJ Belfonte	2007-10
	13	Will Bolt	1999-02
7.	12	John Grose	2002-04
	12	John Cole	1999-01
	12	Steve Stanicek	1980-82
	12	Joe Scherger	1977-80



Matt Hopper (2000-03) holds several career school records, including hits (338), home runs (64), total bases (591), runs scored (246) and RBIs (271).

PITCHING RECORDS

APPEARANCES

No.	Mark	Player	Years
1.	92	Jeff Chesnut	2013-16
2.	87	Steve Hale	1999-03
3.	82	Casey Hauptman	2008-11
4.	80	Brett Jensen	2004-06
5.	79	Dylan Vogt	2010-13
6.	78	Erik Bird	2006-09
7.	78	Jeff Anderson	1981-84
8.	74	Zach Herr	2006-08
9.	73	Jonas Armenta	1994-97
10.	70	Jarod Bearinger	1996-99
	70	John Lepley	1985-88

INNINGS PITCHED

No.	Mark	Player	Years
1.	431.0	Shane Komine	1999-02
2.	386.2	Johnny Dorn	2005-08
3.	296.2	Jamie Rodrigue	2000-03
4.	292.2	Jeff Anderson	1981-84
5.	280.0	Josh Bullock	1990-92
6.	271.0	Mike Zajeski	1988-92
7.	264.1	John Lepley	1985-88
8.	260.2	Zach Kroenke	2003-05
9.	254.0	Jim Sandstedt	1946-49
10.	252.1	Kyle Kubat	2012-15

WINS

No.	Mark	Player	Years
1.	41	Shane Komine	1999-02
2.	37	Johnny Dorn	2005-06
3.	30	Jeff Anderson	1981-84
4.	24	Mike Zajeski	1988-92
5.	23	Jamie Rodrigue	2000-03
6.	22	Tony Watson	2005-07
	22	Cliff Faust	1977-80
8.	21	R.D. Spiehs	1999-01
9.	20	Zach Kroenke	2003-05
	20	Jim Sandstedt	1946-49

LOSSES

No.	Mark	Player	Years
1.	17	Dan Buehrer	1973-76
2.	15	Alvie Shepherd	1993-95
	15	Josh Bullock	1990-92
	15	Kirk Eymann	1974-77
5.	14	Casey Hauptman	2008-11
	14	Glen Gilmore	1968-72
7.	13	Derek Burkamper	2014-17
	13	Pat Driscoll	1996-97
	13	Tom Bergan	1993-94
10.	12	Matt Waldron	2016-18
	12	Dale Kistaitis	1987-90

SAVES

No.	Mark	Player	Years
1.	33	Josh Roeder	2013-15
2.	31	Brett Jensen	2004-06
3.	21	Chad Luensmann	2016-18
4.	17	Thom Ott	2000-01
5.	14	Steve Boyd	1992-93
6.	13	Jake Hohensee	2014-18
	13	Casey Hauptman	2008-11
8.	11	Dylan Vogt	2010-13
	11	Dave Matranga	1990-91
	11	Gary Nolting	1977-79

STRIKEOUTS

No.	Mark	Player	Years
1.	510	Shane Komine	1999-02
2.	298	Johnny Dorn	2005-08
3.	289	Mike Zajeski	1988-92
4.	233	John Lepley	1985-88
5.	232	Joba Chamberlain	2005-06
6.	225	Josh Bullock	1990-92
7.	212	Bob Sebra	1981-83
8.	200	Jamie Rodrigue	2000-03
9.	196	Zach Kroenke	2003-05
10.	191	Cliff Faust	1977-80

WALKS

No.	Mark	Player	Years
1.	180	Mike Zajeski	1988-92
2.	157	John Lepley	1985-88
3.	145	Bob Sebra	1981-83
4.	136	Phil Harrison	1984, 86
5.	134	Shane Komine	1999-02
6.	132	Josh Bullock	1990-92
7.	130	Doug Tegtmeier	1988-90
8.	121	Jonas Armenta	1994-97
9.	114	Johnny Dorn	2005-08
10.	109	Phil Goguen	1986-88

SHUTOUTS

No.	Mark	Player	Years
1.	6	Jamie Rodrigue	2000-03
2.	4	Shane Komine	1999-02
	4	Ryan Kurosaki	1971-73
4.	3	Kirk Eymann	1974-77
	3	Al Furby	1967-69
	3	Gary Neibauer	1965-66
	3	Stan Bahnsen	1965
	3	Fran Hoffmaier	1952-55
9.	2	Tom Lemke	2010-12
	2	Brian Duensing	2002-03, 05
	2	Zach Kroenke	2003-05
	2	Aaron Marsden	2002-03
	2	Chad Wiles	1997-00
	2	Steve Fish	1996-97
	2	Mike Zajeski	1988-92
	2	Mike Dobbs	1983-86
	2	Phil Harrison	1984, 86
	2	Richard Geier	1954-56

GAMES STARTED

No.	Mark	Player	Years
1.	59	Shane Komine	1999-02
2.	58	Johnny Dorn	2005-08
3.	53	Jamie Rodrigue	2000-03
4.	47	Mike Zajeski	1988-92
5.	43	Kyle Kubat	2012-15
6.	41	Zach Kroenke	2003-05
	41	Josh Bullock	1990-92
	41	John Lepley	1985-89
9.	40	Derek Burkamper	2014-17
10.	36	Phil Shirek	2002-05

COMPLETE GAMES

No.	Mark	Player	Years
1.	18	Shane Komine	1999-02
2.	16	Jeff Anderson	1981-84
	16	Tim Burke	1978-80
	16	Cliff Faust	1977-80
	16	Jeff Costello	1976-79
6.	14	Ryan Kurosaki	1971-73
	14	Jim Sandstedt	1946-49
8.	13	Steve Gehrke	1980-83
9.	12	Mike Zajeski	1988-92
	12	Patrick Leinen	1987-89
	12	Kirk Eymann	1974-77
	12	Al Furby	1967-69

HITS ALLOWED

No.	Mark	Player	Years
1.	365	Shane Komine	1999-02
2.	345	Jamie Rodrigue	2000-03
3.	339	Johnny Dorn	2005-08
4.	303	Josh Bullock	1990-92
5.	272	Jeff Anderson	1982-85
6.	260	John Lepley	1985-88
7.	251	Kyle Kubat	2012-15
8.	239	Mike Zajeski	1988-92
9.	235	Jay Sirianni	1996-99
10.	232	Casey Hauptman	2008-11

WILD PITCHES

No.	Mark	Player	Years
1.	32	Shane Komine	1999-02
	32	Alvie Shepherd	1993-95
3.	29	John Lepley	1985-88
4.	27	Mike Zajeski	1988-92
5.	26	Jeff Kohli	1987-88
6.	25	Zach Kroenke	2003-05
7.	24	Steve Hale	2000-03
	24	Doug Tegtmeier	1988-90
9.	23	Cody Winget	1994-95
	23	Josh Bullock	1990-92

FIELDING RECORDS

PUTOUTS

No.	Mark	Player	Years
1.	1,375	Todd Sears	1995-97
2.	1,216	Curtis Ledbetter	2003-05
3.	1,113	Matt Hopper	2000-03
4.	1,006	Steve Stanicek	1980-82
5.	986	Scott Schreiber	2015-18
6.	958	Mike Duncan	1984-85
7.	820	Dan Johnson	2000-01
	820	Bill McGuire	1983-85
9.	802	Jeff Christy	2005-06
10.	801	Mark Kister	1985-87

ASSISTS

No.	Mark	Player	Years
1.	694	Joe Simokaitis	2002-05
2.	639	Will Bolt	1999-02
3.	604	Darin Petersen	1992-95
4.	569	Jake Opitz	2005-08
5.	560	Jake Schleppebach	2015-17
6.	548	Bruce Wobken	1986-89
7.	501	Ken Sirak	1987-89
8.	468	Pat Kelly	2012-14
9.	450	Kurt Eubanks	1981-85
10.	440	Bryan Peters	2010-13

ERRORS

No.	Mark	Player	Years
1.	62	Darin Petersen	1992-95
2.	56	Ken Sirak	1987-89
3.	52	Joe Simokaitis	2002-05
4.	49	Bruce Wobken	1986-89
5.	48	Will Bolt	1999-02
6.	46	Larry Mims	1985-86
7.	44	Burt Beattie	1985-86
	44	Jeff Carter	1983-85
9.	41	Curtiss Heflin	1985-86
10.	39	John Russo	1978-79

FIELDING PCT. (MIN. 150 CHANCES)

No.	Mark	Player	Years
1.	.996	Jake Meyers	2015-17
	.996	Rich Sanguinetti	2012-13
3.	.995	Richard Stock	2012
	.995	Cade Thompson	2009-10
	.995	Tito Rivera	2001
6.	.994	Austin Christensen	2012-15
	.994	Brandon Buckman	2005-06
	.994	Jeff Taylor	1986-88
9.	.993	Tanner Lubach	2013-15
10.	.992	Scott Schreiber	2015-18
	.992	Tim Pettengill	1987-88
	.992	Craig Ratcliffe	1984



Josh Roeder (2013-15) holds the school record for career saves (33).



Jeff Chesnut (2013-16) holds the school record for career appearances (92).

Key: \*denotes school record

BATTING AVERAGE

Table of batting averages from 1967 to 2018, listing player names and their respective averages.

HITS

Table of total hits from 1967 to 2018, listing player names and their total hit counts.

Table of batting averages from 1990 to 2018, listing player names and their respective averages.

HOME RUNS

Table of home runs from 1968 to 2018, listing player names and their total home run counts.

Table of batting averages from 2015 to 2018, listing player names and their respective averages.

RUNS BATTED IN

Table of runs batted in from 1968 to 2018, listing player names and their total RBI counts.

RUNS SCORED

Table of runs scored from 1968 to 2018, listing player names and their total runs scored.

Table of batting averages from 1991 to 2018, listing player names and their respective averages.

DOUBLES

Table of doubles from 1968 to 2018, listing player names and their total double counts.

Table of batting averages from 2014 to 2018, listing player names and their respective averages.

TRIPLES

Table of triples from 1968 to 2018, listing player names and their total triple counts.

STOLEN BASES

Table of stolen bases from 1968 to 2018, listing player names and their total stolen base counts.

1980 Greg Schafer.....	28
1981 Chris Chavez.....	36
1982 Roger Hill.....	30
1983 Jeff Carter.....	18
1984 Scott Hooper.....	*60
1985 Jeff Carter.....	41
1986 Larry Mims.....	37
1987 Ken Ramos.....	9
1988 Ken Ramos.....	34
1989 Ken Ramos.....	46
1990 Eddie Anderson.....	41
1991 Eddie Anderson.....	16
1992 Marc Sagmoen.....	13
1993 Marc Sagmoen.....	26
1994 Jed Dalton.....	30
1995 Jed Dalton.....	18
1996 Francis Collins.....	19
1997 Francis Collins.....	13
1998 Kevin Harrington.....	6
1999 Jamal Strong.....	34
2000 Jamal Strong.....	35
2001 John Cole.....	28
2002 Jeff Leise.....	25
2003 Jeff Leise.....	20
2004 Jesse Boyer.....	14
2005 Alex Gordon.....	23
2006 Bryce Nimmo.....	16
2007 Bryce Nimmo.....	13
2008 DJ Belfonte.....	14
2009 DJ Belfonte.....	9
2010 DJ Belfonte.....	13
2011 Bryan Peters.....	12
2012 Chad Christensen.....	8
2013 Chad Christensen.....	8
Rich Sanguinetti.....	8
2014 Ryan Boldt.....	7
2015 Ryan Boldt.....	9
2016 Ryan Boldt.....	20
2017 Jake Meyers.....	20
2018 Jaxon Hallmark.....	7

**WALKS**

1968 Bob Griego.....	15
1969 Tom Tidball.....	11
Ron Johnette.....	11
1970 Tom Tidball.....	12
1971 Bob Munson.....	10
1972 Steve Achelpohl.....	11
1973 Rich Sanger.....	22
1974 William Jادلowski.....	21
1975 Dick Anderson.....	25
1976 Gary Healey.....	18
1977 Steve McManaman.....	31
1978 John Russo.....	43
1979 Val Primante.....	65
1980 Jeff Hunter.....	49
1981 Chris Chavez.....	45
1982 Steve Stanicek.....	44
1983 Ben Amaya.....	50
1984 Jeff Carter.....	53
1985 Jeff Carter.....	81
1986 Curtiss Heflin.....	44
1987 Ron Crowe.....	47
1988 Bobby Benjamin.....	*91
1989 Bobby Benjamin.....	66
1990 Bobby Benjamin.....	66
1991 Shawn Buchanan.....	38
1992 Jeff Murphy.....	35
1993 Marc Sagmoen.....	59
1994 Scott Wulfinj.....	34
1995 Darin Erstad.....	41
1996 Francis Collins.....	42
1997 Todd Sears.....	62
1998 Scott Larsen.....	33
1999 Adam Shabala.....	41
2000 Adam Shabala.....	60
2001 Dan Johnson.....	63
2002 Jeff Blevins.....	33
2003 Matt Hopper.....	53
2004 Alex Gordon.....	47
2005 Alex Gordon.....	63
2006 Brandon Buckman.....	30
2007 DJ Belfonte.....	34
Andrew Brown.....	34
2008 Mitch Abeita.....	43

2009 Jeff Tezak.....	30
2010 Adam Bailey.....	25
Kale Kiser.....	25
2011 Cody Asche.....	34
2012 Kale Kiser.....	38
2013 Rich Sanguinetti.....	29
2014 Jake Placzek.....	33
2015 Ryan Boldt.....	27
2016 Jake Placzek.....	56
2017 Jake Meyers.....	39
2018 Luke Roskam.....	34

**PITCHING APPEARANCES**

1967 Charlie Green.....	13
1968 Keith Winter.....	10
Mickey Logue.....	10
1969 Gene Stohs.....	11
1970 Bruce Cramer.....	14
1971 Bruce Cramer.....	15
1972 Bruce Cramer.....	13
1973 Larry Wetterberg.....	12
Ryan Kurosaki.....	12
1974 Kirk Eymann.....	19
1975 Boyd Batenhorst.....	20
1976 Boyd Batenhorst.....	12
1977 Jeff Costello.....	12
1978 Jeff Nolting.....	30
1979 Jeff Nolting.....	27
1980 Mike Vojtesak.....	20
1981 Jeff Anderson.....	22
1982 Jeff Anderson.....	23
1983 Ben Amaya.....	17
1984 Phil Harrison.....	23
1985 Bill Mulligan.....	28
1986 Kip Gross.....	21
1987 Steve Spurgeon.....	19
1988 McGraw Milhaven.....	31
1989 Joe Purvine.....	23
1990 Dave Matranga.....	34
1991 Dave Matranga.....	35
1992 Steve Boyd.....	25
1993 Steve Boyd.....	28
1994 Mike Bellows.....	*36
1995 Jonas Armenta.....	25
1996 Spencer Van Linge.....	23
1997 Spencer Van Linge.....	32
1998 Tevis Arnold.....	18
1999 R.D. Spiehs.....	23
2000 Thom Ott.....	24
2001 Thom Ott.....	29
2002 Steve Hale.....	25
2003 Tim Schoeninger.....	25
2004 Mike Sillman.....	24
2005 Brett Jensen.....	33
2006 Brett Jensen.....	27
2007 Matt Foust.....	27
2008 Zach Herr.....	28
2009 Eric Rose.....	25
2010 Jordan Roualdes.....	26
2011 Casey Hauptman.....	28
2012 Tyler King.....	27
2013 Dylan Vogt.....	30
2014 Zach Hirsch.....	31
2015 Jeff Chesnut.....	31
2016 Jeff Chesnut.....	30
2017 Chad Luensmann.....	27
2018 Mike Waldron.....	21

**STRIKEOUTS**

1967 Bob Stickels.....	42
1968 Keith Winter.....	48
1969 Gene Stohs.....	37
1970 Paul Marek.....	38
1971 Ryan Kurosaki.....	39
1972 Ryan Kurosaki.....	43
1973 Rich Sanger.....	22
1974 Dennis O'Doherty.....	61
1975 Steve Nagel.....	40
1976 Kirk Eymann.....	42
1977 Kirk Eymann.....	57
1978 Jeff Nolting.....	61
1979 Tim Burke.....	78
1980 Tim Burke.....	68
1981 Bob Sebra.....	90
1982 Bob Sebra.....	54

1983 Bob Sebra.....	68
1984 Jeff Anderson.....	74
1985 Roger Webb.....	59
1986 Phil Harrison.....	98
1987 Phil Goguen.....	75
1988 John Lepley.....	87
1989 Mike Zajeski.....	67
1990 Dave Matranga.....	75
1991 Josh Bullock.....	79
1992 Mike Zajeski.....	95
1993 Troy Brohawn.....	123
1994 Mike Bellows.....	71
1995 Jonas Armenta.....	64
1996 Steve Fish.....	70
1997 Steve Fish.....	84
1998 Matt Schuldt.....	45
1999 Shane Komine.....	79
2000 Shane Komine.....	*159
2001 Shane Komine.....	157
2002 Shane Komine.....	115
2003 Aaron Marsden.....	113
2004 Justin Pekarek.....	75
2005 Joba Chamberlain.....	130
2006 Joba Chamberlain.....	110
2007 Tony Watson.....	81
2008 Johnny Dorn.....	102
2009 Mike Nesseth.....	73
2010 Michael Mariot.....	82
2011 Casey Hauptman.....	57
2012 Brandon Pierce.....	35
2013 Christian DeLeon.....	46
2014 Aaron Bummer.....	56
2015 Chance Sinclair.....	68
2016 Matt Waldron.....	56
2017 Jake Meyers.....	57
Jake Hohensee.....	57
2018 Luis Alvarado.....	65

**COMPLETE GAMES**

1967 Al Furby.....	2
1968 Keith Winter.....	5
Al Furby.....	5
1969 Al Furby.....	5
1970 Paul Marek.....	3
1971 Ryan Kurosaki.....	5
1972 Ryan Kurosaki.....	4
1973 Ryan Kurosaki.....	8
1974 Dennis O'Doherty.....	4
1975 Steve Nagel.....	3
1976 Kirk Eymann.....	4
1977 Kirk Eymann.....	7
1978 Jeff Costello.....	6
1979 Jeff Costello.....	5
1980 Tim Burke.....	8
Cliff Faust.....	8
1981 Steve Gehrke.....	7
1982 Todd Oakes.....	6
1983 Jeff Anderson.....	5
Anthony Kelley.....	5
Todd Oakes.....	5
1984 Jeff Anderson.....	5
1985 Roger Webb.....	6
1986 Phil Harrison.....	6
1987 Phil Goguen.....	4
1988 Pat Leinen.....	4
1989 Pat Leinen.....	7
1990 Josh Bullock.....	3
1991 Josh Bullock.....	4
1992 Josh Bullock.....	4
1993 Troy Brohawn.....	*9
1994 Troy Brohawn.....	2
Alvie Shepherd.....	2
1995 Cody Winget.....	2
1996 Steve Fish.....	2
1997 Steve Fish.....	8
1998 Matt Schuldt.....	2
1999 Shane Komine.....	2
Scott Fries.....	2
2000 Shane Komine.....	6
2001 Shane Komine.....	7
2002 Shane Komine.....	3
Aaron Marsden.....	3
Jamie Rodrigue.....	3
2003 Aaron Marsden.....	5
2004 Zach Kroenke.....	2

2005 Zach Kroenke.....	4
2006 Johnny Dorn.....	2
2007 Tony Watson.....	2
Johnny Dorn.....	2
2008 Johnny Dorn.....	2
Aaron Pribanic.....	2
Thad Weber.....	2
2009 Erik Bird.....	2
2010 Tom Lemke.....	2
2011 None.....	
2012 None.....	
2013 Christian DeLeon.....	1
2014 Christian DeLeon.....	2
2015 Chance Sinclair.....	1
2016 Matt Waldron.....	1
2017 Jake Meyers.....	1
2018 None.....	

**ERA (MIN. 20 INNINGS)**

1967 Bob Stickels.....	1.56
1968 Bill Adams.....	1.80
1969 Paul Marek.....	1.96
1970 Glen Gilmore.....	2.05
1971 Ryan Kurosaki.....	2.57
1972 Ryan Kurosaki.....	2.40
1973 Larry Wetterberg.....	1.82
1974 Dave Buehrer.....	4.07
1975 Steve Nagel.....	3.35
1976 Kirk Eymann.....	2.15
1977 Kirk Eymann.....	1.75
1978 Tim Burke.....	2.23
1979 Cliff Faust.....	1.99
1980 Cliff Faust.....	2.10
1981 Jeff Anderson.....	2.15
1982 Jeff Koenigsman.....	2.39
1983 Ben Amaya.....	1.78
1984 Bill McGuire.....	*1.29
1985 Mike Dobbs.....	4.38
1986 Phil Goguen.....	2.76
1987 McGraw Milhaven.....	2.40
1988 McGraw Milhaven.....	3.38
1989 Jerry Madison.....	3.38
1990 Dave Matranga.....	2.16
1991 Dave Matranga.....	3.08
1992 John Izumi.....	2.88
1993 Troy Brohawn.....	3.16
1994 Troy Brohawn.....	3.36
1995 Jonas Armenta.....	3.49
1996 Spencer Van Linge.....	2.67
1997 Brian Zubor.....	4.64
1998 Matt Schuldt.....	3.13
1999 Shane Komine.....	3.58
2000 Thom Ott.....	1.26
2001 Derrick Conte.....	3.05
2002 Shane Komine.....	2.33
2003 Mike Sillman.....	1.82
2004 Mike Sillman.....	2.86
2005 Brett Jensen.....	1.96
2006 Erik Bird.....	0.86
2007 Luke Wertz.....	2.98
2008 Johnny Dorn.....	2.45
2009 Mike Nesseth.....	5.01
2010 Tyler Niederklein.....	3.09
2011 Nick Dolsky.....	1.04
2012 Dylan Vogt.....	1.84
2013 Kyle Kubat.....	1.81
2014 Zach Hirsch.....	1.72
2015 Colton Howell.....	2.08
2016 Jake Meyers.....	1.42
2017 Jake McSteen.....	2.04
2018 Matt Waldron.....	4.26

**INNINGS PITCHED**

1967 Al Furby.....	40.2
1968 Al Furby.....	63.1
1969 Al Furby.....	48
1970 Glen Gilmore.....	57
1971 Ryan Kurosaki.....	59.2
1972 Ryan Kurosaki.....	48.2
1973 Ryan Kurosaki.....	55.2
1974 Dennis O'Doherty.....	76.1
1975 Steve Nagel.....	43
1976 Kirk Eymann.....	46
1977 Kirk Eymann.....	56
1978 Jeff Nolting.....	70.1

1979 Tim Burke.....	69.1
Ray Tromba.....	69.1
1980 Tim Burke.....	86.1
1981 Steve Gehrke.....	80.2
1982 Todd Oakes.....	73.1
1983 Todd Oakes.....	66.2
1984 Jeff Anderson.....	97
1985 Roger Webb.....	103.2
1986 Phil Harrison.....	90.1
1987 Rocky Johnson.....	73.2
1988 Pat Leinen.....	100.2
1989 Pat Leinen.....	94.1
1990 Dave Matranga.....	87.1
1991 Josh Bullock.....	97
1992 Josh Bullock.....	97.1
1993 Troy Brohawn.....	111
1994 Tom Berger.....	102.1
1995 Craig Sanders.....	75
1996 Steve Fish.....	89
1997 Steve Fish.....	108
1998 Jay Sirianni.....	56.2
1999 Scott Fries.....	100.2
2000 Shane Komine.....	124.2
2001 Shane Komine.....	*131.2
2002 Aaron Marsden.....	100.0
2003 Aaron Marsden.....	115.0
2004 Zach Kroenke.....	104.0
2005 Joba Chamberlain.....	118.2
2006 Tony Watson.....	100.1
2007 Tony Watson.....	99.0
2008 Johnny Dorn.....	106.1
2009 Erik Bird.....	65.1
2010 Michael Mariot.....	95.2
2011 Tyler Niederklein.....	69.0
2012 Zach Hirsch.....	60.1
2013 Christian DeLeon.....	92.2
2014 Chance Sinclair.....	100.2
2015 Kyle Kubat.....	94.0
2016 Matt Waldron.....	75.1
2017 Jake Meyers.....	84.1
2018 Luis Alvarado.....	70.0

**WINS**

1967 Al Furby.....	3
1968 Keith Winter.....	5
1969 Gene Stohs.....	3
1970 Bruce Cramer.....	5
1971 Ryan Kurosaki.....	4
1972 Ryan Kurosaki.....	3
Bruce Cramer.....	3
1973 David Buehrer.....	5
Ryan Kurosaki.....	5
1974 Kirk Eymann.....	4
1975 Steve Nagel.....	3
Boyd Batenhorst.....	3
1976 Boyd Batenhorst.....	4
1977 Steve McManaman.....	6
1978 Tim Pettit.....	6
Gary Nolting.....	6
Jeff Costello.....	6
1979 Tim Burke.....	7
1980 Cliff Faust.....	9
1981 Jeff Anderson.....	8
1982 Todd Oakes.....	8
1983 Todd Oakes.....	8
1984 Phil Harrison.....	10
1985 Jeff Mays.....	9
1986 Phil Harrison.....	8
1987 Phil Goguen.....	7
1988 Pat Leinen.....	10
1989 Pat Leinen.....	7
1990 Dave Matranga.....	10
1991 Dave Matranga.....	8
1992 Josh Bullock.....	8
1993 Troy Brohawn.....	13
1994 Mike Bellows.....	8
1995 Jonas Armenta.....	9
1996 Steve Fish.....	8
1997 Steve Fish.....	9
1998 Jay Sirianni.....	5
1999 Scott Fries.....	8
2000 Shane Komine.....	11
2001 Shane Komine.....	*14
2002 Shane Komine.....	10
2003 Quinton Robertson.....	10

2004 Justin Pekarek.....8  
 2005 Johnny Dorn.....12  
 2006 Tony Watson.....10  
 2007 Johnny Dorn.....10  
 2008 Thad Weber.....9  
 2009 Mike Nesseth.....5  
 2010 Michael Mariot.....6  
 2011 Tyler Niederlein.....8  
 2012 Kyle Kubat.....5  
 Brandon Pierce.....5  
 2013 Christian DeLeon.....7  
 2014 Chance Sinclair.....9  
 2015 Jeff Chesnut.....6  
 Chance Sinclair.....6  
 2016 Matt Waldron.....7  
 2017 Jake Meyers.....8  
 2018 Matt Waldron.....6

**SAVES**

1982 Ben Amaya.....2  
 Jeff Anderson.....2  
 1983 Ben Amaya.....2  
 1984 Bill McGuire.....6  
 1985 Bill Mulligan.....3  
 1986 Rocky Johnson.....4  
 1987 Steve Spurgeon.....5  
 1988 Dale Kistaitis.....4  
 1989 Joe Purvine.....6  
 1990 Dave Matranga.....4  
 1991 Dave Matranga.....7  
 1992 Steve Boyd.....9  
 1993 Steve Boyd.....5  
 1994 Mike Bellows.....10  
 1995 Alvie Shepherd.....5  
 1996 Spencer Van Linge.....1  
 Jarod Bearinger.....1  
 1997 Spencer Van Linge.....2  
 1998 Tevis Arnold.....7  
 1999 Shane Komine.....2  
 2000 Thom Ott.....6  
 2001 Thom Ott.....11  
 2002 Jeremy Becker.....3  
 Waylon Byers.....3  
 2003 Tim Schoeninger.....6  
 2004 Mike Sillman.....5  
 2005 Brett Jensen.....\*16  
 2006 Brett Jensen.....13  
 2007 Matt Foust.....7  
 2008 Zach Herr.....5  
 2009 Mike Nesseth.....2  
 2010 Casey Hauptman.....3  
 2011 Casey Hauptman.....8  
 2012 Travis Huber.....7  
 2013 Dylan Vogt.....8  
 2014 Josh Roeder.....12  
 2015 Josh Roeder.....15  
 2016 Chad Luensmann.....13  
 2017 Luis Alvarado.....10  
 2018 Jake Hohensee.....13

**GAMES STARTED**

1967 Keith Winter.....5  
 Mike Churchich.....5  
 1968 Keith Winter.....9  
 Al Furby.....9  
 1969 Al Furby.....7  
 1970 Paul Marek.....10  
 1971 Ryan Kurosaki.....9  
 1972 Ryan Kurosaki.....9  
 1973 Ryan Kurosaki.....8  
 1974 Dennis O'Doherty.....11  
 Randall Benish.....11  
 1975 Steve Nagel.....9  
 1976 Kirk Eymann.....8  
 1977 Kirk Eymann.....9  
 1978 Jeff Costello.....12  
 1979 Tim Burke.....12  
 1980 Tim Burke.....13  
 1981 Bob Sebra.....13  
 1982 Todd Oakes.....11  
 Bob Sebra.....11  
 1983 Jeff Anderson.....11  
 Anthony Kelly.....11  
 1984 Jeff Anderson.....12  
 1985 Jeff Mays.....14

1986 Phillip Harrison.....11  
 Mark Honnor.....11  
 1987 John Lepley.....13  
 1988 Pat Leinen.....17  
 1989 Pat Leinen.....13  
 1990 Josh Bullock.....13  
 1991 Mike Zajeski.....15  
 1992 Josh Bullock.....14  
 1993 Troy Brohawn.....14  
 1994 Tom Bergan.....17  
 1995 Craig Sanders.....13  
 1996 Steve Fish.....13  
 1997 Steve Fish.....14  
 Patrick Driscoll.....14  
 1998 Kenny Duebelbeis.....9  
 1999 Scott Fries.....17  
 2000 Shane Komine.....17  
 2001 Shane Komine.....\*18  
 2002 Jamie Rodrigue.....16  
 2003 Aaron Marsden.....16  
 2004 Zack Kroenke.....15  
 2005 Joba Chamberlain.....\*18  
 2006 Tony Watson.....15  
 2007 Johnny Dorn.....16  
 2008 Johnny Dorn.....15  
 2009 Jordan Roualdes.....11  
 2010 Michael Mariot.....14  
 Tom Lemke.....14  
 2011 Jon Keller.....14  
 2012 Zach Hirsch.....13  
 2013 Christian DeLeon.....14  
 2014 Chance Sinclair.....16  
 2015 Kyle Kubat.....15  
 Chance Sinclair.....15  
 2016 Derek Burkamper.....12  
 2017 Derek Burkamper.....15  
 2018 Luis Alvarado.....14

**WALKS**

1967 Bob Churchich.....22  
 1968 Al Furby.....23  
 1969 Glen Gilmore.....24  
 1970 Glen Gilmore.....27  
 1971 Ryan Kurosaki.....22  
 1972 Terry Redler.....20  
 1973 David Buehrer.....26  
 1974 Stan Benish.....38  
 1975 Steve Nagel.....25  
 1976 David Buehrer.....23  
 1977 Steve McManaman.....21  
 1978 Mark DiBenedetti.....44  
 1979 Tim Pettit.....41  
 1980 Tim Burke.....35  
 1981 Bob Sebra.....64  
 1982 Bob Sebra.....47  
 1983 Jeff Koenigsman.....35  
 1984 Phil Harrison.....64  
 1985 Mark Davis.....\*74  
 1986 Phil Harrison.....72  
 1987 Phil Gougen.....58  
 1988 John Kohli.....51  
 1989 Doug Tegtmeier.....53  
 1990 Armando Garza.....51  
 1991 Josh Bullock.....37  
 1992 Mike Zajeski.....52  
 1993 Troy Brohawn.....56  
 1994 Cody Winget.....66  
 1995 Jeff Strasser.....45  
 1996 Jonas Armenta.....48  
 1997 Steve Fish.....52  
 1998 Chad Wiles.....35  
 1999 Shane Komine.....37  
 2000 Shane Komine.....31  
 2001 Shane Komine.....36  
 2002 Aaron Marsden.....40  
 2003 Phil Shirek.....23  
 2004 Phil Shirek.....34  
 2005 Joba Chamberlain.....33  
 2006 Joba Chamberlain.....34  
 2007 Johnny Dorn.....38  
 2008 Dan Jennings.....32  
 Aaron Pribanic.....32  
 2009 Mike Nesseth.....35  
 2010 Michael Mariot.....30  
 Tom Lemke.....30

2011 Jon Keller.....37  
 2012 Brandon Pierce.....37  
 2013 Tyler Niederlein.....26  
 2014 Aaron Bummer.....35  
 2015 Chance Sinclair.....21  
 2016 Derek Burkamper.....34  
 2017 Derek Burkamper.....29  
 2018 Luis Alvarado.....28

**PUTOUTS**

1967 Wayne Kissler.....155  
 1968 Ron Johnette.....198  
 1969 Ron Johnette.....147  
 1970 Pat Elgert.....140  
 1971 Pat Elgert.....179  
 1972 Maury Damkroger.....117  
 1973 Sam Sharpe.....223  
 1974 Sam Sharpe.....283  
 1975 Larry Winum.....143  
 1976 Gary Healey.....171  
 1977 Larry Winum.....230  
 1978 Pete O'Brien.....255  
 1979 Pete O'Brien.....475  
 1980 Steve Stanicek.....354  
 1981 Tim Sinovich.....266  
 1982 Steve Stanicek.....424  
 1983 Bill McGuire.....282  
 1984 Mike Duncan.....526  
 1985 Mike Duncan.....432  
 1986 Burt Beattie.....280  
 1987 Mark Kister.....468  
 1988 Jeff Taylor.....416  
 1989 Frankie Jernigan.....265  
 1990 Bobby Benjamin.....549  
 1991 Brian Arntzen.....224  
 1992 Troy Brohawn.....331  
 1993 Matt McKay.....289  
 1994 Alvie Shepherd.....256  
 1995 Todd Sears.....383  
 1996 Todd Sears.....441  
 1997 Todd Sears.....551  
 1998 Craig Moore.....205  
 1999 Ken Harvey.....400  
 2000 Dan Johnson.....361  
 2001 Dan Johnson.....459  
 2002 Matt Hopper.....507  
 2003 Matt Hopper.....488  
 2004 Curtis Ledbetter.....439  
 2005 Curtis Ledbetter.....\*685  
 2006 Brandon Buckman.....533  
 2007 Andrew Brown.....460  
 2008 Mitch Abeita.....433  
 2009 Tyler Farst.....447  
 2010 Tyler Farst.....229  
 2011 Kurt Farmer.....481  
 2012 Richard Stock.....370  
 2013 Kash Kalkowski.....494  
 2014 Blake Headley.....319  
 2015 Scott Schreiber.....376  
 2016 Ben Miller.....351  
 2017 Ben Miller.....430  
 2018 Scott Schreiber.....324

**ASSISTS**

1967 Tony Sharpe.....48  
 1968 Tom Tidball.....69  
 1969 Arnold Placke.....55  
 1970 Dennis Jorgensen.....99  
 1971 Steve Achelpohl.....58  
 1972 Steve Achelpohl.....59  
 1973 Bryant Akisada.....73  
 1974 Bryant Akisada.....90  
 1975 Bryant Akisada.....70  
 1976 Doug Miller.....62  
 1977 Doug Miller.....86  
 1978 John Russo.....137  
 1979 John Russo.....142  
 1980 Greg Schafer.....143  
 1981 Chris Chavez.....152  
 1982 Dan Boever.....113  
 1983 Turner Gill.....133  
 1984 Kurt Eubanks.....144  
 1985 Larry Mims.....156  
 1986 Larry Mims.....172  
 1987 Ken Sirak.....168

1988 Ken Sirak.....181  
 1989 Bruce Wobken.....153  
 1990 Kevin Jordan.....169  
 1991 Bill Vosik.....120  
 1992 Darin Petersen.....157  
 1993 Robert Perry.....144  
 1994 Darin Petersen.....183  
 1995 Scott Wulfiging.....156  
 1996 Josh Dalton.....139  
 1997 Bryan Schmidt.....185  
 1998 Bryan Schmidt.....124  
 1999 Will Bolt.....161  
 2000 Will Bolt.....159  
 2001 Will Bolt.....155  
 2002 Will Bolt.....164  
 2003 Joe Simokaitis.....194  
 2004 Joe Simokaitis.....159  
 2005 Joe Simokaitis.....\*223  
 2006 Jake Opitz.....169  
 2007 Jake Opitz.....154  
 2008 Jake Opitz.....154  
 2009 Jeff Tezak.....107  
 2010 Bryan Peters.....102  
 2011 Chad Christensen.....175  
 2012 Chad Christensen.....164  
 2013 Pat Kelly.....175  
 2014 Pat Kelly.....189  
 2015 Jake Schleppenbach.....170  
 2016 Jake Schleppenbach.....198  
 2017 Jake Schleppenbach.....192  
 2018 Angelo Altavilla.....102

**ERRORS**

1967 Sam Pizzo.....12  
 1968 Bob Griego.....14  
 1969 Dennis Jorgensen.....8  
 1970 Bob Griego.....8  
 1971 Peter Bethell.....12  
 1972 Sam Sharpe.....9  
 1973 Bryant Akisada.....12  
 1974 Bryant Akisada.....13  
 Bill Jadowski.....13  
 1975 Bryant Akisada.....16  
 1976 Robby Thomas.....10  
 1977 John Dingleline.....11  
 Jeff King.....11  
 1978 John Russo.....24  
 1979 Jeff Hunter.....15  
 John Russo.....15  
 1980 Jeff Hunter.....14  
 1981 Chris Chavez.....19  
 1982 Dan Boever.....23  
 1983 Ben Amaya.....24  
 1984 Jeff Carter.....31  
 1985 Larry Mims.....\*38  
 1986 Curtiss Heflin.....29  
 1987 Ron Crowe.....21  
 1988 Ken Sirak.....25  
 1989 Jason Allen.....20  
 1990 Kevin Jordan.....18  
 1991 Vince Di Grandi.....18  
 1992 Tim Seaton.....23  
 Darin Petersen.....23  
 1993 Robert Perry.....21  
 1994 Darin Petersen.....13  
 1995 Darin Petersen.....18  
 1996 Josh Dalton.....19  
 1997 Bryan Schmidt.....18  
 1998 Bryan Schmidt.....13  
 Danny Kimura.....13  
 1999 Danny Kimura.....20  
 2000 Brandt Vlieger.....15  
 2001 Jeff Blevins.....18  
 2002 Will Bolt.....12  
 Joe Simokaitis.....12  
 2003 Joe Simokaitis.....22  
 2004 Alex Gordon.....12  
 2005 Alex Gordon.....15  
 2006 Ryan Wehrle.....13  
 2007 Craig Corriston.....14  
 2008 Jake Opitz.....12  
 2009 Tyler Farst.....8  
 Kyle Bubak.....8  
 Jake Mort.....8

2010 Bryan Peters.....8  
 Chad Christensen.....8  
 2011 Cody Asche.....12  
 2012 Chad Christensen.....18  
 2013 Pat Kelly.....9  
 2014 Steven Reveles.....16  
 2015 Jake Placzek.....9  
 2016 Jake Placzek.....14  
 2017 Angelo Altavilla.....12  
 2018 Luke Roskam.....11

**FIELDING PERCENTAGE**

1967 Mick Zangari.....1.000  
 1968 Adrian Fiala.....1.000  
 1969 Arnold Placke.....1.000  
 1970 Adrian Fiala......975  
 1971 Pat Elgert......980  
 1972 Bob Munson......991  
 1973 Sam Sharpe......991  
 1974 Sam Sharpe......994  
 1975 Jon Henne......986  
 1976 Larry Winum......985  
 1977 Jon Henne......996  
 1978 Pete O'Brien......982  
 Larry Winum......982  
 1979 Pete O'Brien......982  
 1980 Stan Haas.....1.000  
 1981 Tim Sinovich......982  
 1982 Steve Stanicek......983  
 1983 Chuck Spigle......987  
 1984 Mike Duncan......993  
 1985 Mike Duncan......981  
 1986 Jeff Taylor......996  
 1987 Tim Pettengill......994  
 1988 Jeff Taylor......998  
 1989 Ken Ramos......991  
 1990 Sean McKenna......984  
 1991 Sean McKenna......969  
 1992 Marc Sagmoen......985  
 1993 Jed Dalton.....1.000  
 1994 Jed Dalton.....1.000  
 1995 Todd Sears......983  
 1996 Todd Sears......987  
 1997 Todd Sears......985  
 1998 Craig Moore......995  
 1999 Ken Harvey......996  
 2000 Dan Johnson......990  
 2001 Tito Rivera......995  
 2002 Matt Hopper......995  
 2003 Bubbs Merrill.....1.000  
 2004 Curtis Ledbetter......998  
 2005 Brandon Buckman.....1.000  
 2006 Brandon Buckman......993  
 2007 Andrew Brown......988  
 2008 Tyler Farst.....1.000  
 2009 Cody Neer......990  
 2010 Adam Bailey.....1.000  
 2011 Michael Pritchard.....1.000  
 2012 Richard Stock......995  
 2013 Chad Christensen.....1.000  
 Rich Sanguinetti.....1.000  
 2014 Taylor Fish.....1.000  
 2015 Luis Alvarado.....1.000  
 Christian Cox.....1.000  
 Elijah Dilday.....1.000  
 2016 Jake Meyers.....1.000  
 2017 Jake Schleppenbach......994  
 2018 Alex Henwood.....1.000

**GAMES PLAYED**

1.	72	.....2005
2.	71	.....1988
3.	69	.....1985
4.	68	.....2002
68	.....2000	
68	.....1990	
7.	66	.....2001
66	.....1984	
9.	65	.....2003
10.	64	.....1981
64	.....1980	
64	.....1979	

**WINS**

1.	57	.....2005
2.	51	.....2000
3.	50	.....2001
4.	49	.....1980
49	.....1979	
6.	48	.....1988
7.	47	.....2003
47	.....2002	
9.	46	.....1984
10.	45	.....1985

**LOSSES**

1.	35	.....1997
2.	31	.....1989
3.	30	.....2013
4.	28	.....2018
28	.....2009	
28	.....1994	
7.	27	.....2010
27	.....2007	
27	.....1996	
27	.....1974	

**WINNING PCT.**

1.	.791 (57-15)	.....2005
2.	.771 (44-13)	.....1982
3.	.765 (49-15)	.....1980
	.765 (49-15)	.....1979
5.	.758 (50-16)	.....2001
6.	.750 (51-17)	.....2000
	.750 (15-5)	.....1955
8.	.745 (44-15)	.....1983
9.	.739 (17-6)	.....1948
10.	.723 (47-18)	.....2003

**BATTING AVERAGE**

1.	.339	.....1985
2.	.338	.....1999
3.	.334	.....2001
4.	.325	.....2000
5.	.323	.....1995
6.	.321	.....1996
	.321	.....1982
8.	.317	.....1987
9.	.315	.....2012
	.315	.....2002
	.315	.....1993

**AT BATS**

1.	2,448	.....2005
2.	2,403	.....2002
3.	2,356	.....2001
4.	2,342	.....2000
5.	2,239	.....1985
6.	2,229	.....2003
7.	2,199	.....1997
8.	2,178	.....1999
9.	2,175	.....1990
	2,175	.....1988

**RUNS SCORED**

1.	676	.....1985
2.	658	.....1988
3.	607	.....2001
4.	599	.....1999
5.	560	.....2000
6.	545	.....1995
7.	543	.....2002
8.	493	.....1990
9.	491	.....1997
10.	488	.....1996
	488	.....1987

**MOST RUNS/GAME**

1.	9.98	.....1999
2.	9.80	.....1985
3.	9.40	.....1995
4.	9.27	.....1988
5.	9.20	.....2001

**FEWEST RUNS/GAME**

1.	3.08	.....1963
2.	3.15	.....1965
3.	3.42	.....1968
4.	3.43	.....1961
5.	3.46	.....1967

**HITS**

1.	787	.....2001
2.	762	.....2000
3.	758	.....1985
4.	756	.....2002
5.	739	.....2005
6.	737	.....1999
7.	689	.....1995
8.	677	.....2003
	677	.....1997
10.	669	.....1988

**MOST HITS/GAME**

1.	12.28	.....1999
2.	11.93	.....2001
3.	11.88	.....1995
4.	11.53	.....1996
5.	11.21	.....2000

**FEWEST HITS/GAME**

1.	5.65	.....1965
2.	5.73	.....1963
3.	6.03	.....1971
4.	6.38	.....1969
	6.38	.....1967

**DOUBLES**

1.	154	.....2002
2.	144	.....1997
	144	.....1995
4.	143	.....1985
5.	134	.....2001
6.	133	.....1988
7.	128	.....2005
8.	126	.....1993
9.	125	.....1999
10.	123	.....1986

**TRIPLES**

1.	38	.....1980
2.	37	.....1978
3.	34	.....1981
4.	33	.....1999
	33	.....1984
	33	.....1982
7.	31	.....1987
	31	.....1983
9.	30	.....1979
10.	28	.....1990
	28	.....1988

**HOME RUNS**

1.	93	.....1985
2.	81	.....2001
	81	.....1988
4.	77	.....1999
5.	76	.....2003
	76	.....2000
	76	.....1990
8.	74	.....2002
9.	73	.....1986
10.	72	.....1995

**MOST HOMERS/GAME**

1.	1.36	.....1985
2.	1.28	.....1999
3.	1.24	.....1995
4.	1.23	.....2001
5.	1.22	.....1986

**RUNS BATTED IN**

1.	603	.....1985
2.	575	.....1988
3.	547	.....2001
4.	539	.....1999
5.	499	.....2000
6.	491	.....2002
7.	478	.....1995
8.	442	.....1996
9.	440	.....2003
10.	438	.....1997

**TOTAL BASES**

1.	1,228	.....1985
2.	1,208	.....2001
3.	1,172	.....2002
4.	1,159	.....1999
5.	1,131	.....2000
6.	1,103	.....1995
7.	1,101	.....1988
8.	1,098	.....2005
9.	1,065	.....1990
10.	1,041	.....2003

**SLUGGING PCT.**

1.	.548	.....1985
2.	.532	.....1999
3.	.517	.....1995
4.	.515	.....1982
5.	.513	.....2001
6.	.506	.....1988
7.	.494	.....1986
8.	.491	.....1987
9.	.490	.....1990
10.	.488	.....2002

**WALKS**

1.	565	.....1988
2.	466	.....1985
3.	404	.....1989
4.	380	.....1984
5.	363	.....2001
6.	360	.....1983
7.	356	.....1987
8.	349	.....2000
9.	340	.....1979
10.	332	.....1997

**MOST WALKS/GAME**

1.	7.96	.....1988
2.	6.96	.....1989
3.	6.75	.....1985
4.	6.10	.....1983
5.	5.76	.....1984

**FEWEST WALKS/GAME**

1.	2.38	.....1966
2.	2.56	.....1971
3.	2.69	.....1970
4.	2.87	.....2000
5.	2.88	.....1963

**TIMES STRUCK OUT**

1.	454	.....1997
2.	443	.....1988
3.	433	.....2017
4.	431	.....1990
5.	405	.....2005
6.	395	.....1989
7.	394	.....2011
8.	393	.....2018
9.	389	.....2000
10.	382	.....1991

**MOST TIMES STRUCK OUT/GAME**

1.	8.38	.....1966
2.	7.56	.....2018
3.	7.46	.....2017
4.	7.30	.....1999
5.	7.16	.....2011
	7.16	.....1987

**FEWEST TIMES STRUCK OUT/GAME**

1.	4.12	.....1961
2.	4.27	.....1971
3.	4.38	.....1972
4.	4.77	.....1970
5.	4.92	.....2014

**HIT BY PITCHES**

1.	103	.....2003
2.	99	.....2002
3.	95	.....2004
4.	90	.....2008
5.	89	.....2011
6.	88	.....1994
7.	86	.....2010
8.	80	.....2005
9.	75	.....2007
	75	.....2006

**STOLEN BASES**

1.	196	.....1984
2.	159	.....1981
3.	144	.....1999
4.	138	.....1985
5.	137	.....1988
6.	131	.....1990
7.	126	.....2000
8.	124	.....2001
9.	120	.....1989
	120	.....1986

**SACRIFICE FLIES**

1.	47	.....1985
2.	46	.....2002
3.	42	.....1999
4.	40	.....1988
5.	39	.....2000
	39	.....1982
7.	33	.....1995
	33	.....1990
	33	.....1989
	33	.....1980

**INNINGS PITCHED**

1.	643.0	.....2005
2.	600.2	.....2002
3.	598.1	.....2000
4.	574.2	.....2003
5.	573.1	.....1985
6.	572.0	.....2001
7.	553.1	.....2014
8.	549.2	.....1990
9.	548.2	.....1988
10.	534.2	.....1997

**EARNED RUN AVG.**

1.	2.64	.....1965
2.	2.69	.....2005
	2.69	.....1969
4.	2.73	.....1966
5.	3.07	.....1984
	3.07	.....1961
7.	3.09	.....1967
8.	3.12	.....2015
9.	3.13	.....1979
	3.13	.....1970

**STRIKEOUTS**

1.	538	.....2005
2.	503	.....2001
3.	491	.....2008
4.	484	.....2000
5.	478	.....2002
6.	469	.....2003
7.	464	.....2007
8.	438	.....1999
9.	436	.....1988
10.	418	.....1990

**MOST STRIKEOUTS/GAME**

1.	8.46	.....2008
2.	7.88	.....1967
3.	7.86	.....2007
4.	7.85	.....1968
5.	7.62	.....2001

**FEWEST STRIKEOUTS/GAME**

1.	3.39	.....1961
2.	3.77	.....1982
3.	4.00	.....1971
4.	4.11	.....1984
5.	4.24	.....1977

**WALKS ALLOWED**

1.	382	.....1986
2.	364	.....1985
3.	350	.....1988
4.	343	.....1987
5.	339	.....1993
6.	337	.....1990
7.	322	.....1994
8.	309	.....1995
9.	297	.....1989
10.	281	.....1997

**FEWEST WALKS/GAME**

1.	2.46	.....2000
2.	2.52	.....2015
	2.52	.....2003
4.	2.59	.....2005
5.	2.68	.....2002

**MOST WALKS/GAME**

1.	6.37	.....1986
2.	6.02	.....1987
3.	5.84	.....1993
4.	5.37	.....1995
5.	5.33	.....1994

**HITS ALLOWED**

1.	680	.....1997
2.	642	.....1999
3.	632	.....2001
4.	608	.....1985
5.	591	.....2012
6.	573	.....1996
7.	572	.....2013
	572	.....2002
9.	570	.....1995
10.	566	.....20

## YEARLY OFFENSIVE TEAM TOTALS SINCE 1961

Year	G	AB	R	H	AVG.	2B	3B	HR	RBI	BB	SO	SB-SBA
1961	23	688	79	154	.224	26	3	2	67	78	78	21--
1962	26	783	116	212	.271	26	8	8	100	76	155	30--
1963	26	662	80	149	.225	14	6	12	71	75	120	23--
1964	Records not available											
1965	20	433	63	113	.261	13	1	6	53	73	106	11--
1966	24	740	117	174	.235	24	7	14	90	59	171	12--
1967	24	742	83	153	.206	19	9	10	66	95	189	11--
1968	26	791	89	182	.231	33	5	5	70	95	204	35--
1969	24	707	86	153	.216	23	5	12	68	89	149	22--
1970	26	816	103	195	.239	24	1	15	88	70	140	31--
1971	30	802	108	181	.226	30	8	12	79	77	120	8--
1972	29	837	106	206	.246	33	3	7	93	69	136	36--
1973	30	834	128	211	.253	32	2	13	109	126	189	21--
1974	40	153	162	296	.257	40	17	19	136	153	247	37--
1975	33	888	132	244	.275	48	10	9	115	121	150	16--
1976	46	1,209	175	300	.248	39	19	21	152	160	292	42--
1977	42	1,139	262	320	.281	54	13	28	215	204	178	47--
1978	56	1,573	384	465	.296	68	37	38	341	305	242	71--
1979	64	1,783	435	530	.297	89	30	36	375	340	271	102--
1980	64	1,899	484	587	.309	102	<b>38</b>	53	406	322	280	103--
1981	64	1,843	420	546	.296	104	34	57	357	274	301	159--
1982	57	1,748	452	561	.321	97	33	59	397	280	215	110-125
1983	59	1,707	451	527	.309	113	31	36	395	360	286	104-125
1984	66	1,900	446	528	.278	90	33	40	405	380	271	<b>196-236</b>
1985	69	2,239	<b>676</b>	758	<b>.339</b>	143	24	<b>93</b>	<b>603</b>	466	286	138-168
1986	60	1,988	461	602	.303	123	19	73	403	303	315	120-154
1987	57	1,895	488	600	.317	94	31	58	432	356	321	48-69
1988	71*	2,175	658	669	.308	133	28	81	575	<b>565</b>	443	137-175
1989	58	1,693	378	447	.264	77	22	38	333	404	395	120-147
1990	68**	2,175	493	659	.303	123	28	76	436	316	431	131-154
1991	59	1,852	404	560	.302	113	25	52	353	290	382	83-114
1992	56	1,726	375	542	.314	92	15	50	333	262	372	64-84
1993	58	1,997	443	630	.315	126	12	64	396	276	375	100-134
1994	60	2,004	351	537	.268	101	14	51	299	268	379	83-114
1995	58	2,132	545	689	.323	144	27	72	478	329	361	70-95
1996	55	1,978	488	634	.321	110	21	44	442	312	361	76-100
1997	62	2,199	491	677	.308	144	16	55	438	332	<b>454</b>	49-70
1998	44	1,487	298	437	.294	100	8	41	266	151	323	34-45
1999	60	2,178	599	737	.338	125	33	77	539	312	323	144-170
2000	68	2,342	560	762	.325	117	12	76	499	349	389	126-162
2001	66	2,356	607	<b>787</b>	.334	134	22	81	547	363	350	124-138
2002	68	2,403	543	756	.315	<b>154</b>	20	74	491	298	362	73-93
2003	65	2,229	484	677	.304	106	15	76	440	271	367	90-130
2004	59	1,977	389	555	.281	112	10	52	355	230	380	64-92
2005	<b>72</b>	<b>2,448</b>	487	739	.302	128	15	67	426	307	405	101-135
2006	59	2,044	376	634	.310	110	14	70	353	211	331	85-118
2007	59	1,984	339	571	.288	100	13	33	306	239	307	63-85
2008	58	1,976	370	545	.276	109	13	38	334	218	336	78-104
2009	54	1,879	351	529	.282	107	15	48	309	197	370	51-72
2010	54	1,877	374	565	.301	104	8	60	346	202	361	39-61
2011	55	1,841	299	497	.270	99	10	30	268	179	394	50-78
2012	58	2,057	413	647	.315	104	12	47	375	184	288	62-81
2013	59	2,075	325	604	.291	89	13	15	293	178	381	56-80
2014	62	2,126	363	623	.293	98	19	19	331	222	305	39-57
2015	57	1,931	274	532	.276	89	13	22	246	196	323	40-58
2016	59	2,037	325	572	.281	102	11	43	292	213	363	62-92
2017	58	2,013	336	565	.281	108	9	25	292	228	433	43-51
2018	52	1,781	337	488	.274	75	10	47	305	255	393	34-42

\*Includes 10 games in Hawaii. \*\*Includes seven games in Hawaii. All-time bests are in **bold**.

## YEARLY PITCHING TEAM TOTALS SINCE 1961

Year	G	GS	CG	IP	H	R	ER	ERA	BB	SO	SHO	SV
1961	25	25	5	176.0	165	98	60	3.07	86	103	2	3
1962	26	26	8	205.0	177	123	78	3.42	98	146	3	3
1963	26	26	7	194.1	192	110	80	3.76	80	188	1	--
1964	Records not available											
1965	20	20	12	143.0	102	57	42	<b>2.64</b>	57	149	4	1
1966	24	24	13	181.1	129	80	55	2.73	98	201	5	--
1967	24	24	2	192.0	167	105	66	3.09	112	154	3	--
1968	26	26	11	207.0	189	111	76	3.30	83	145	1	--
1969	24	24	10	183.2	156	84	55	2.69	80	134	1	--
1970	26	26	7	207.1	193	95	72	3.13	86	124	1	--
1971	30	30	10	222.0	249	145	106	4.28	106	128	2	--
1972	29	29	9	208.0	210	114	80	3.46	103	127	2	--
1973	30	30	10	216.0	178	113	81	3.38	111	166	2	--
1974	40	40	21	302.0	296	162	122	3.64	153	247	7	--
1975	33	33	6	234.0	232	170	126	4.85	134	181	1	--
1976	46	46	15	312.1	294	178	137	3.95	164	255	4	--
1977	42	42	18	289.2	280	152	120	3.75	129	259	8	--
1978	56	56	23	389.0	351	233	169	3.91	240	285	5	7
1979	64	64	26	460.1	385	217	160	3.13	258	399	<b>15</b>	4
1980	64	64	<b>31</b>	466.2	405	232	172	3.32	230	402	13	--
1981	64	64	18	459.2	449	284	199	3.90	268	362	8	--
1982	57	57	15	438.2	405	232	180	3.69	214	318	8	5
1983	59	59	22	440.2	416	223	176	3.59	177	336	4	--
1984	66	66	15	509.2	402	211	174	3.07	269	412	13	8
1985	69	69	24	573.1	608	<b>486</b>	381	5.98	364	412	2	6
1986	60	60	13	489.2	479	352	271	4.98	<b>382</b>	408	4	7
1987	57	57	16	456.1	451	351	289	5.70	343	408	3	12
1988	71*	71*	6	548.2	546	384	323	5.30	350	436	4	5
1989	58	58	16	436.2	452	349	281	5.79	297	304	4	8
1990	68**	68**	10	549.2	559	361	282	4.62	337	418	9	8
1991	59	59	10	549.2	496	313	218	4.11	260	391	2	9
1992	56	56	13	447.0	480	327	251	5.05	265	392	3	9
1993	58	58	15	497.2	539	392	320	5.79	339	386	1	6
1994	60	60	4	519.0	558	364	312	5.41	322	388	2	12
1995	58	58	4	514.1	570	419	366	6.40	309	391	3	7
1996	55	55	6	479.2	573	431	368	6.90	266	345	2	1
1997	62	62	12	534.2	<b>680</b>	467	<b>397</b>	6.68	281	400	4	4
1998	44	44	5	372.1	416	272	236	5.70	160	270	2	7
1999	60	60	7	526.2	642	397	325	5.55	191	438	1	9
2000	68	68	13	598.1	537	259	209	3.14	167	484	9	8
2001	66	66	10	572.0	632	346	280	4.41	187	503	4	15
2002	69	69	9	600.2	572	296	244	3.66	185	478	5	11
2003	65	65	9	574.2	566	292	242	3.79	164	469	5	17
2004	59	59	3	524.0	537	255	219	3.76	165	389	6	12
2005	<b>72</b>	<b>72</b>	7	<b>643.0</b>	530	235	192	2.69	187	<b>538</b>	5	<b>23</b>
2006	59	59	4	526.0	480	230	199	3.40	187	388	5	17
2007	59	59	4	519.0	529	314	265	4.60	233	464	2	19
2008	58	58	7	521.0	498	287	242	4.18	192	491	4	17
2009	54	54	4	483.2	547	379	334	6.22	256	361	1	6
2010	54	54	3	468.1	509	307	268	5.15	226	358	4	7
2011	55	55	0	490.2	498	262	217	3.98	206	389	2	11
2012	58	58	0	517.0	591	300	253	4.40	199	328	2	13
2013	59	59	1	527.0	572	301	274	4.68	207	321	5	15
2014	62	62	4	553.1	549	270	215	3.50	198	356	1	17
2015	57	57	1	511.1	494	203	177	3.12	144	376	3	19
2016	59	59	1	527.2	500	260	228	3.89	233	382	8	16
2017	58	58	1	514.1	523	247	213	3.73	165	386	3	20
2018	52	52	0	455.0	524	333	288	5.70	188	338	1	16

\*Includes 10 games in Hawaii. \*\*Includes seven games in Hawaii. All-time bests are in **bold**.




## 16 Huskers Have Produced 18 First-Team All-America Seasons (46 First-Team Certificates)

**BOB CERV**

1950 • OF

ABCA



A four-year starter from 1947 to 1950, Bob Cerv led NU to a pair of Big Seven titles in his Husker career. The Weston, Neb., native earned first-team All-America honors from the ABCA in 1950 after batting .444 – an average that ranks seventh on NU's single-season chart – with nine homers and 36 RBIs. He displayed tremendous power, leading the nation with an .878 slugging percentage in 1950, helping the Huskers to a Big Seven Conference title and an appearance in the NCAA playoffs.

**STEVE STANICEK**

1982 • 1B

Baseball America




Steve Stanicek had one of the finest seasons in school history in 1982 en route to first-team All-America honors from Baseball America. He hit .449 with 20 home runs and 70 RBIs, while setting a school record with his .930 slugging percentage. His .569 on-base percentage as a junior was the second best in school history. The Park Forest, Ill., native became the first Husker ever drafted in the first round of the MLB Draft, as the No. 11 player selected by the San Francisco Giants.

**MARC SAGMOEN**

1993 • OF

Collegiate Baseball  
U.S. Baseball Association  
NCBWA  
ABCA



Marc Sagmoen etched his name in the record books at NU, capping his career with first-team All-America accolades in 1993 from Collegiate Baseball, USBWA, NCBWA and the ABCA. He set the NU career mark with a .451 average during his two seasons. As a senior, he hit .454 with 18 homers and 79 RBIs, as he ranked fifth nationally in hitting and fourth in slugging percentage (.859). He was a 10th-round selection by the Texas Rangers in the 1994 MLB Draft.

**DON BROWN**

1956 • 3B

ABCA



Don Brown became the second Husker to receive first-team All-America honors from the ABCA, leading the Huskers to a 12-8 record and a second-place finish in the Big Seven Conference. A two-year letterwinner who led the Huskers in hitting in 1955 and 1956, the Omaha, Neb., native batted .446 as a senior, leading NU in RBIs (19), hits (37) and total bases (58). His .446 average ties for fifth-highest in school history. For his efforts, he was a two-time team MVP.

**PAUL MEYERS**

1986 • OF

The Sporting News




Paul Meyers capped a stellar Husker career by earning All-America honors from The Sporting News in 1986. As a senior, he batted .347 with 85 hits, 20 doubles and 66 RBIs and a .629 slugging percentage. A career .350 hitter, Meyers' productive career etched his name in the NU record books, as he ranks second with 209 RBIs, seventh with 250 hits and is also in the top 10 in both homers and total bases. Meyers was selected by the San Francisco Giants in the fourth round of the 1986 MLB Draft.

**DARIN ERSTAD**

1995 • OF

Collegiate Baseball  
Baseball America  
NCBWA  
ABCA



Darin Erstad enjoyed a stellar 1995 season on his way to consensus first-team All-America honors. He hit .410 with 19 homers and 79 RBIs, while setting single-season records in extra-base hits (46) and total bases (194). One of the best hitters in school history, Erstad finished his three-year career as a top-five performer in eight categories and held NU's career hits record until the 2002 season. The top pick in the 1995 MLB Draft by the Anaheim Angels, Erstad was a two-time MLB All-Star and helped the Angels to their first World Series championship in 2002.

**GENE STOHS**

1972 • OF

The Sporting News



One of the finest players in Nebraska history, Gene Stohs capped his career by earning first-team All-America honors from The Sporting News in 1972. A four-year letterwinner and an All-Big Eight selection, he batted .369, while leading the Huskers in hits (39), runs scored (22), doubles (7) and stolen bases (12). Stohs struck out just three times in 106 at-bats. Stohs also holds the distinction of being NU baseball's first two-time CoSIDA Academic All-American, earning second-team honors in 1970 and 1972.

**TROY BROHAWN**

1993 • LHP

Collegiate Baseball



Troy Brohawn enjoyed the finest season ever by a Husker pitcher en route to first-team All-America honors from Collegiate Baseball. The southpaw from Woolford, Md., went 13-0 with a 3.16 ERA, striking out a then-school record 123 batters in 111.1 innings. He tossed nine complete games and struck out 10 or more hitters in six outings. The second Husker to ever earn first-team All-Big Eight honors at two positions, Brohawn batted .329 with three homers and 34 RBIs while playing first base. He was selected by the San Francisco Giants in the fourth round of the 1994 MLB Draft.

**KEN HARVEY**

1999 • 1B

Collegiate Baseball  
Baseball America  
Baseball Weekly  
NCBWA  
ABCA



First baseman Ken Harvey earned consensus first-team All-America honors in 1999, leading the Huskers to a Big 12 Tournament title and an NCAA appearance. He led the nation with a .478 average, while hitting 23 homers and driving in 86 runs. Although he made his name on offense, Harvey was the Easton Redline Defensive Player of the Year after committing just two errors in 1999. A career .426 hitter, Harvey was selected in the fifth round of the 1999 MLB Draft by the Kansas City Royals and played in the MLB All-Star Game in 2004.

**SHANE KOMINE****2000 & 2001 • RHP**

Baseball Weekly  
Collegiate Baseball (2)  
The Sporting News  
NCBWA



The first two-time first-team All-American in school history, Shane Komine was a first-team All-America selection in 2000 and 2001. He posted records of 11-4 as a sophomore and 14-2 in 2001, helping NU to back-to-back 50-win seasons. A two-time Big 12 Pitcher of the Year, Komine struck out a school-record 159 batters in 2000. He holds school records for wins (41), strikeouts (510) and innings pitched (431.0), while his strikeout total ranked fifth in NCAA history. A second-team CoSIDA Academic All-American as a senior, Komine was drafted in the ninth round by the Oakland Athletics in 2002.

**JOHN COLE****2001 • OF/2B**

ABCA  
Baseball America



John Cole helped NU to three straight NCAA tournaments and a Big 12 title in 2001. The 5-11, 185-pounder batted .418 with 11 homers, 61 RBIs and 28 steals in his final season at NU. He finished his career with a .380 average and was in the top 10 in stolen bases (59). A fifth-round selection by the Seattle Mariners in 2001, Cole was a first-team CoSIDA Academic All-American, becoming the first baseball player at NU to capture first-team All-America honors on and off the field in the same year.

**MATT HOPPER****2001 • DH**

The Sporting News



Matt Hopper capped an amazing sophomore campaign by earning first-team All-America honors from The Sporting News in 2001. The 6-4, 215-pound designated hitter batted .358 with 12 homers and 85 RBIs, a total that ranked third nationally, to help the Huskers to a Big 12 title and a College World Series appearance. A career .350 hitter, Hopper finished his career as the school and Big 12 all-time leader in homers (64), RBIs (271), hits (338) and runs scored (246). The 2003 Big 12 Player of the Year, Hopper was a 10th-round pick by the Philadelphia Phillies in 2003.

**DAN JOHNSON****2001 • 1B**

Baseball Weekly  
NCBWA  
The Sporting News



One of the most prolific sluggers in school annals, Dan Johnson earned consensus first-team All-America honors in 2001, leading the Huskers to a Big 12 title and a CWS appearance. As a senior, Johnson batted .361 and led the Big 12 in homers (25) and RBIs (86), totals that ranked in the top five nationally. The Howser Award finalist also led the Big 12 in runs scored (77), walks (63), on-base percentage (.507) and slugging percentage (.762). He was a seventh-round selection by Oakland in the 2001 MLB Draft.

**JEFF LEISE****2002 • OF**

ABCA



After leading his team to the CWS for the second straight year in 2002, Jeff Leise earned first-team All-America honors from the ABCA. The center fielder from Omaha, Neb., batted .371 with 12 homers, 51 RBIs and led the team with 25 stolen bases. The District VI Player of the Year by the NCBWA, he tied a school record with 109 hits, while his eight triples ranked second on NU's charts. A two-time CoSIDA Academic All-American, Leise was chosen as the Baseball Academic All-American of the Year in both 2002 and 2003.

**JED MORRIS****2002 • C**

Collegiate Baseball  
Baseball Weekly  
NCBWA  
ABCA




Jed Morris slugged his way to consensus first-team All-America honors in 2002. The catcher from Seabrook, Texas, batted .382 with 23 homers and tied the school mark with 90 RBIs. Morris was the 2002 Big 12 Player of the Year and one of three finalists for the ABCA National Player-of-the-Year Award. A two-time Big 12 Player of the Week, Morris earned national player-of-the-week honors from Collegiate Baseball, when he homered in five consecutive games. Morris finished his career among the top 10 in batting average (.367, ninth) and slugging percentage (.674, sixth).

**ALEX GORDON****2004 & 2005 • 3B**

Baseball America (2)  
Collegiate Baseball (2)  
Sports Weekly (2)  
NCBWA (2)  
ABCA (2)  
College Baseball Insider



Alex Gordon was the second Husker to be named a two-time first-team All-American, earning the honor in 2004 and 2005. A two-time Big 12 Player of the Year, Gordon hit .365 with 18 homers and 75 RBIs as a sophomore. He ranked in the top four in the Big 12 in nine offensive categories in 2004, including league highs in slugging percentage, on-base percentage and triples while ranking second in homers and third in RBIs. The most decorated player in Nebraska baseball history, Gordon won the Dick Howser, Brooks Wallace and Golden Spikes Award in 2005, leading the Huskers to a Big 12 title and CWS appearance. He hit .372 with 19 homers and 66 RBIs, ranking in the top 10 in the Big 12 in all 12 offensive categories. He topped the league in six categories, including runs scored, slugging percentage and on-base percentage. Gordon was the No. 2 overall pick in the 2005 MLB First-Year Player Draft by the Kansas City Royals. Entering 2019, Gordon is a six-time MLB Gold Glove winner, three-time MLB All-Star and 2015 World Series champion.



Baseball America put Darin Erstad on its cover in June of 1995 after he was a consensus All-American. Erstad was the first pick in the 1995 MLB Draft by the then California Angels.

## NATIONAL AWARDS

**GOLDEN SPIKES AWARD**

1995 Darin Erstad (Finalist)  
 1999 Ken Harvey (Finalist)  
 2005 Alex Gordon (Winner)  
 2018 Scott Schreiber (Semifinalist)

**BROOKS WALLACE AWARD**

2005 Alex Gordon (Winner)

**ABCA PLAYER OF THE YEAR**

2002 Jed Morris (Finalist)  
 2005 Alex Gordon (Winner)

**DICK HOWSER AWARD**

2000 Shane Komine (Finalist)  
 2001 Dan Johnson (Finalist)  
 2004 Alex Gordon (Finalist)  
 2005 Alex Gordon (Winner)

**ROTARY SMITH AWARD**

1999 Ken Harvey (Finalist)  
 2002 Shane Komine (Semifinalist)

**JOHNNY BENCH AWARD**

2000 Justin Cowan (Finalist)  
 2008 Mitch Abeita (Semifinalist)

**JOHN OLERUD AWARD**

2017 Jake Meyers (Finalist)

**SENIOR CLASS AWARD**

2018 Scott Schreiber (Finalist - Second Team)

**EASTON/REDLINE NATIONAL DEFENSIVE PLAYER OF THE YEAR**

1999 Ken Harvey (Winner)

**NCBWA DISTRICT PLAYER OF THE YEAR**

2000 Shane Komine, SP  
 2001 Dan Johnson, 1B  
 2002 Jeff Leise, OF  
 2003 Matt Hopper, 1B  
 2004 Alex Gordon, 3B  
 2005 Alex Gordon, 3B  
 2006 Luke Gorsett, OF

**NATIONAL COACH OF THE YEAR**

2001 Dave Van Horn (BA)



Alex Gordon won the Golden Spikes Award, Brooks Wallace Award and was named ABCA Player of the Year in 2005.

**SECOND-TEAM ALL-AMERICANS**

(15 Seasons • 20 Certificates)

1955 Don Brown, IF  
 1966 Bob Churchich, IF (ABCA)  
 1973 Bob Munson, OF (ABCA)  
 1985 Paul Meyers, OF (BA)  
 1993 Troy Brohawn, UTL (ABCA)  
 2000 Shane Komine, SP (BA, ABCA)  
 2001 Shane Komine, SP (ABCA, BA, TSN)  
 2001 Dan Johnson, 1B (ABCA, CB)  
 2001 John Cole, OF (TSN)  
 2002 Shane Komine, SP (ABCA, BA)  
 2003 Matt Hopper, 1B (BA)  
 2003 Aaron Marsden, P (BA)  
 2006 Luke Gorsett, OF (NCBWA)  
 2011 Cody Asche, 3B (CB)  
 2018 Jake Hohensee, RP (NCBWA)

**THIRD-TEAM ALL-AMERICANS**

(29 Seasons • 37 Certificates)

1951 Bob Diers, OF  
 1952 Jerry Dunn, OF  
 1953 Ray Novak, P  
 1954 Fred Seger, IF  
 1955 Bill Giles, 1B  
 1965 Stan Bahnsen, P  
 1983 Dan Boever, OF (BA)  
 1985 Mike Duncan, 1B  
 1985 Bill McGuire, C  
 1990 Kevin Jordan, 2B  
 1993 Troy Brohawn, P (BA, NCBWA)  
 1993 Marc Sagmoen, OF (BA)  
 1997 Todd Sears, 1B (NCBWA)  
 2000 Justin Cowan, C (CB, NCBWA)  
 2000 Matt Hopper, DH (ABCA)  
 2001 John Cole, OF (CB)  
 2002 Shane Komine, SP (NBCWA)  
 2002 Jed Morris, C (BA)  
 2003 Aaron Marsden, P (CB, NCBWA)  
 2003 Matt Hopper, 1B (CB, NCBWA)  
 2005 Joba Chamberlain, P (CB)  
 2005 Johnny Dorn, P (CB, NCBWA, ABCA)  
 2006 Ryan Wehrle, SS (CB)  
 2006 Tony Watson, P (NCBWA, CB)  
 2008 Johnny Dorn, P (NCBWA)  
 2012 Michael Pritchard, DH (NCBWA)  
 2014 Chance Sinclair, P (CB)  
 2017 Jake Meyers, UTL (BA, NCBWA)  
 2018 Scott Schreiber, 1B (ABCA)

**FRESHMAN ALL-AMERICANS**

(18 Seasons • 31 Certificates)

1988 Bobby Benjamin, OF [CB (1st)]  
 1992 Darin Petersen, SS [CB (1st)]  
 1992 Jed Dalton, OF [CB (2nd)]  
 1995 Todd Sears, 1B [CB (1st)]  
 1999 Shane Komine, RHP [CB (1st)]  
 2000 Matt Hopper, DH [CB (1st), BA (1st), BW (1st)]  
 2000 Jamie Rodrigue, LHP [CB (1st), BA (2nd)]  
 2002 Daniel Bruce, OF [CB (HM)]  
 2002 Phil Shirek, RHP [CB (HM)]  
 2002 Brian Duensing, LHP [CB (HM)]  
 2003 Alex Gordon, 3B (CB)  
 2003 Tim Schoeninger, RHP (CB)  
 2005 Johnny Dorn, RHP [BA (1st), CB]  
 2005 Tony Watson, LHP (CB)  
 2012 Pat Kelly, 2B [CB, BA (1st), NCBWA (1st), PG (2nd)]  
 2012 Kyle Kubat, SP (CB)  
 2014 Ryan Boldt, OF [CB, BA (2nd), PG (2nd)]  
 2016 Chad Luensmann, RP [NCBWA, CB, BA (2nd), D1Baseball (2nd), PG (2nd)]

**Key:** ABCA - American Baseball Coaches Association;  
 BA - Baseball America;  
 BW - Baseball Weekly;  
 CB - Collegiate Baseball;  
 NCBWA - National Collegiate Baseball Writers Association;  
 PG - Perfect Game;  
 TSN - The Sporting News



Along with being a first-team All-American on the diamond in 2001, Jeff Leise was named CoSIDA Academic All-American-of-the-Year in 2002 and 2003.



Shane Komine became the first two-time first-team All-American in school history when he earned recognition in 2000 and 2001.

## CONFERENCE AWARDS

**BIG EIGHT PLAYER OF THE YEAR**

1995 Darin Erstad (Player)

**BIG 12 PLAYER OF THE YEAR**

2000 Shane Komine (Pitcher)  
 2001 Shane Komine (Pitcher)  
 2002 Jed Morris (Player)  
 2003 Aaron Marsden (Pitcher)  
 2003 Matt Hopper (Player)  
 2004 Alex Gordon (Player)  
 2005 Alex Gordon (Player)

**BIG TEN FRESHMAN OF THE YEAR**

2016 Chad Luensmann (Pitcher)

**BIG TEN COACH OF THE YEAR**

2017 Darin Erstad

**ALL-CONFERENCE HONORS****FIRST-TEAM (98)**

1958 Larry Lewis, OF  
 Gene Torczon, OF  
 Jim Kane, C  
 Dwight Siebler, SP  
 1959 Ken Ruisinger, 1B  
 1962 Steve Smith, OF  
 Don Purcell, C  
 1965 Stan Bahnsen, SP  
 1966 Bob Brand, 1B  
 Bob Churchich, 3B  
 Alex Walter, OF  
 Gary Neibauer, SP  
 1972 Sam Sharpe, 2B  
 Gene Stohs, OF  
 1973 Bob Munson, OF  
 1977 Paul Haas, OF  
 Steve McManaman, DH  
 1979 Joe Scherger, OF  
 1980 Joe Scherger, OF  
 Jeff Hunter, 3B  
 Tim Burke, SP  
 1981 Chris Chavez, SS  
 Roger Hill, CF  
 1982 Steve Stanicek, 1B  
 Roger Hill, CF  
 Anthony Kelley, SP  
 1983 Dan Boever, 1B  
 1984 Bill McGuire, C/RP  
 Scott Hooper, 3B  
 Mike Duncan, 1B  
 1985 Bill McGuire, C  
 Larry Mims, SS  
 Paul Meyers, OF  
 1986 Paul Meyers, OF  
 Phil Harrison, LHP  
 1988 Ken Ramos, OF  
 Jeff Taylor, 1B  
 Pat Leinen, SP  
 1990 Bobby Benjamin, 1B  
 Kevin Jordan, UT  
 Dave Matranga, RP  
 1991 Dave Matranga, RP  
 Bill Vosik, 3B  
 1992 Jeff Murphy, C  
 1993 Steve Boyd, RP  
 Troy Brohawn, DH/SP  
 Marc Sagmoen, OF  
 1994 Derek Dukart, 3B  
 Darin Erstad, OF  
 Mike Bellows, RP  
 1995 Darin Erstad, OF  
 Alvie Shepherd, DH  
 Jonas Armenta, RP  
 1997 Todd Sears, UT  
 Francis Collins, OF  
 1999 Ken Harvey, 1B

2000 Justin Cowan, C  
 Shane Komine, SP  
 Matt Hopper, DH  
 Dan Johnson, 1B  
 2001 John Cole, OF/2B  
 Matt Hopper, DH  
 Shane Komine, SP  
 Dan Johnson, 1B  
 Thom Ott, RP  
 2002 Jeff Leise, OF  
 Aaron Marsden, SP  
 Jed Morris, C  
 2003 Matt Hopper, 1B  
 Curtis Ledbetter, DH  
 Aaron Marsden, SP  
 Quinton Robertson, SP  
 2004 Alex Gordon, 3B  
 2005 Alex Gordon, 3B  
 Curtis Ledbetter, 1B  
 Johnny Dorn, SP  
 Joba Chamberlain, SP  
 2006 Brandon Buckman, 1B  
 Ryan Wehrle, SS  
 Luke Gorsett, OF  
 Tony Watson, SP  
 Brett Jensen, RP  
 2008 Jake Opitz, 2B  
 Mitch Abeita, C  
 Johnny Dorn, SP  
 2010 Adam Bailey, OF  
 2011 Cody Asche, 3B  
 2012 Chad Christensen, SS  
 Michael Pritchard, DH  
 Rich Sanguinetti, OF  
 2013 Chad Christensen, OF  
 Pat Kelly, 2B  
 2014 Pat Kelly, 2B  
 Michael Pritchard, OF  
 Chance Sinclair, P  
 2016 Scott Schreiber, 1B  
 2017 Jake Meyers, UTL  
 Scott Schreiber, DH

**SECOND-TEAM**

1977 Kirk Eymann, P  
 Joe Scherger, OF  
 1978 Joe Scherger, OF  
 Dan Dixon, OF  
 1979 Tim Burke, P  
 1980 Stan Haas, OF  
 Cliff Faust, P  
 1986 Larry Mims, 2B  
 1987 Ron Crowe, 3B  
 Todd Bunge, OF  
 Steve Spurgeon, RP  
 1988 Bobby Benjamin, OF  
 Joe Federico, DH  
 1989 Ken Ramos, OF  
 Doug Twitty, UT  
 1990 Bill Vosik, 3B  
 Shawn Buchanan, OF  
 1991 Brian McArn, OF  
 Mike Zajeski, RHP  
 1993 Brian Martin, RHP  
 Sean McKenna, C  
 1994 Troy Brohawn, LHP  
 1995 Bob Courter, RHP  
 Jed Dalton, 3B  
 Mel Motley, OF  
 Darin Petersen, SS  
 Craig Sanders, RHP  
 1996 Francis Collins, OF  
 Spencer Van Linge, RHP  
 1998 Ken Harvey, DH  
 2000 Adam Stern, OF

2001 Jeff Leise, OF  
 Jed Morris, C  
 2003 Jeff Leise, OF  
 2004 Zach Kroenke, SP  
 Jake Mullinax, 2B  
 Justin Pekarek, RP  
 2005 Joe Simokaitis, SS  
 Daniel Bruce, OF  
 Zach Kroenke, OF  
 Brett Jensen, RP  
 2006 Andrew Brown, UTL  
 Johnny Dorn, SP  
 2007 Jeff Tezak, DH  
 Tony Watson, SP  
 2008 Thad Weber, SP  
 2010 DJ Belfonte, OF  
 2011 Casey Hauptman, P  
 2012 Josh Scheffert, 3B  
 2013 Michael Pritchard, DH  
 2014 Christian DeLeon, P  
 Blake Headley, 1B  
 2015 Ryan Boldt, OF  
 Tanner Lubach, C  
 Chance Sinclair, SP  
 2016 Ryan Boldt, OF  
 Chad Luensmann, RP  
 Steven Reveles, SS  
 2018 Scott Schreiber, 1B  
 Jesse Wilkening, C

**THIRD-TEAM**

2012 Pat Kelly, 2B  
 Kyle Kubat, P  
 Richard Stock, 1B  
 2013 Blake Headley, 3B  
 Kash Kalkowski, 1B  
 Rich Sanguinetti, OF  
 2014 Zach Hirsch, P  
 2015 Josh Roeder, RP  
 2016 Jake Meyers, OF  
 Ben Miller, DH  
 2017 Angelo Altavilla, SS  
 Jake Hohensee, SP

**HONORABLE-MENTION**

1978 Pete O'Brien, 1B  
 Gary Nolting, P  
 Tim Carroll, OF  
 1979 Bob Gebler, OF  
 Steve Oakley, OF  
 Jim McManus, P  
 1980 Steve Stanicek, 1B  
 1981 Tim Sinovich, 1B  
 1982 Mark Mauer, DH  
 Todd Oakes, P  
 Jeff Anderson, P  
 1983 Kurt Eubanks, 2B  
 Turner Gill, SS  
 Reggie Dymally, OF  
 Ben Amaya, C  
 Jeff Carter, OF  
 Jeff Koenigsman, P  
 Jeff Anderson, P  
 1984 Paul Meyers, OF  
 Mark Davis, OF  
 Dave Turney, OF  
 Kurt Eubanks, 2B  
 Jeff Anderson, P  
 1985 Mike Duncan, 1B  
 Burt Beattie, 3B  
 1986 Burt Beattie, C  
 Todd Bunge, OF  
 1987 Mark Kister, 1B  
 Ken Sirak, SS  
 Ken Ramos, OF  
 John Lepley, SP

1988 Tim Pettengill, C  
 1989 Pat Leinen, SP  
 1990 Brian McArn, OF  
 1991 Shawn Buchanan, OF  
 John Izumi, SP  
 Mike Zajeski, SP  
 Dale Hagy, 2B  
 Josh Bullock, SP  
 Steve Boyd, RP  
 1993 Jed Dalton, OF  
 Derek Dukart, 3B  
 Darin Erstad, OF  
 James Garcia, OF  
 Darin Petersen, 2B  
 1994 Jed Dalton, OF  
 Tom Bergan, SP  
 1995 Todd Sears, 1B  
 Scott Wulfing, 2B  
 1996 Todd Sears, 1B  
 Pat Driscoll, SP  
 1997 Steve Fish, SP  
 1998 Bryan Schmidt, SS  
 Matt Schuldt, SP  
 Ken Harvey, DH  
 1999 Shane Komine, SP  
 Jamal Strong, OF  
 Jeff Hedman, DH  
 2000 Jamie Rodrigue, SP  
 Will Bolt, 2B  
 2001 Jeff Blevins, 3B  
 Adam Stern, OF  
 2002 Jeff Blevins, 3B  
 Will Bolt, 2B  
 2003 John Grose, C  
 Alex Gordon, 3B  
 Jake Mullinax, 2B  
 Joe Simokaitis, SS  
 2004 Curtis Ledbetter, 1B  
 Joe Simokaitis, SS  
 2005 Brian Duensing, SP  
 Dustin Timm, RP  
 Ryan Wehrle, 2B  
 2006 Jeff Christy, C  
 Andy Gerch, DH  
 Nick Jaros, OF  
 Jake Opitz, 2B  
 2007 Mitch Abeita, C  
 Andrew Brown, 1B  
 Craig Corriston, 3B  
 Johnny Dorn, SP  
 Luke Wertz, RP  
 2008 Craig Corriston, 1B  
 Dan Jennings, RP  
 Bryce Nimmo, OF  
 2009 Tyler Farst, 1B  
 2010 Cody Asche, INF  
 Kale Kiser, DH  
 2011 Kash Kalkowski, OF



ACADEMIC AWARDS

CoSIDA ACADEMIC ALL-AMERICANS

FIRST-TEAM

- 1999 Erik Mumm, OF
- 2001 John Cole, OF
- 2002 Jeff Leise, OF\*
- 2003 Jeff Leise, OF \*  
Aaron Marsden, P
- 2006 Brandon Buckman, 1B
- 2010 DJ Belfonte, OF

\*- Academic All-American of the Year

SECOND-TEAM

- 1970 Gene Stohs, OF  
Adrian Fiala, C
- 1972 Steve Achelpohl, IF  
Gene Stohs, OF
- 1980 Steve Oakley, OF
- 1998 Matt Schuldt, RHP
- 2001 Jeff Leise, OF
- 2002 Shane Komine, P
- 2005 Daniel Bruce, OF
- 2011 Casey Hauptman, P

THIRD-TEAM

- 1983 Todd Oakes, RHP
- 1985 Mark Kister, C
- 2015 Ryan Boldt, OF
- 2016 Ryan Boldt, OF

CoSIDA ACADEMIC ALL-DISTRICT VII

- 1997 Erik Mumm, OF
- 1998 Erik Mumm, OF  
Matt Schuldt, RHP
- 1999 Erik Mumm, OF
- 2000 John Cole, OF
- 2001 John Cole, OF  
Jeff Leise, OF
- 2002 Shane Komine, P  
Jeff Leise, OF
- 2003 Jeff Leise, OF  
Aaron Marsden, P
- 2004 Daniel Bruce, OF
- 2005 Daniel Bruce, OF
- 2006 Brandon Buckman, 1B  
Bryce Nimmo, OF
- 2008 DJ Belfonte, OF  
Dan Jennings, P  
Bryce Nimmo, OF  
Nick Sullivan, OF
- 2010 DJ Belfonte, OF
- 2011 Cody Asche, 3B  
Cory Burleson, C  
Casey Hauptman, P
- 2015 Ryan Boldt, OF
- 2016 Ryan Boldt, OF
- 2017 Chad Luensmann, P

NCAA POSTGRADUATE SCHOLARSHIP

- 2005 Daniel Bruce, OF
- 2009 Nick Sullivan, OF

BIG 12 POSTGRADUATE SCHOLARSHIP

- 2005 Daniel Bruce, OF
- 2009 Nick Sullivan, OF
- 2011 Casey Hauptman, P

ACADEMIC ALL-BIG EIGHT

FIRST-TEAM

- 1977 Tim Carroll, OF
- 1978 Tim Carroll, OF
- 1979 Tim Pettit, P  
Steve Oakley, OF  
Joe Scherger, OF
- 1983 Todd Oakes, P
- 1984 Bill McGuire, C/P  
Jeff Koenigsman, P
- 1985 Bill McGuire, C/P
- 1986 Mark Kister, IF  
Larry Mims, IF
- 1987 Mark Kister, IF
- 1988 Bruce Wobken, IF

- 1989 Bruce Wobken, IF  
Mike Zajeski, P
- 1990 Charlie Colon, C
- 1991 Gary Tackett, OF  
Bill Vosik, 3B
- 1992 Sean McKenna, OF
- 1993 Darin Erstad, OF  
Matt McKay, 1B  
Sean McKenna, C  
Darin Petersen, 2B
- 1994 Darin Petersen, SS  
Matt McKay, OF  
Jed Dalton, OF  
Derek Dukart, 3B
- 1995 Jed Dalton, 3B  
Darin Erstad, OF  
Darin Petersen, SS  
Craig Sanders, RHP  
Todd Sears, 1B
- 1996 Steve Fish, RHP  
Jason Fry, OF/RHP  
Craig Moore, IF  
Todd Sears, 1B

ACADEMIC ALL-BIG 12

FIRST TEAM

- 1997 Jarod Beringer, RHP  
Brian Doerr, RHP  
Erik Mumm, OF
- 1998 Jarod Beringer, RHP  
Erik Mumm, OF  
Brian Rodaway, LHP  
Matt Schuldt, RHP
- 1999 Jarod Beringer, P  
John Cole, OF  
Scott Fries, P  
Erik Mumm, OF  
Brandt Vlieger, SS
- 2000 John Cole, OF  
Scott Fries, P  
Brandon Penas, P
- 2001 John Cole, OF  
Shane Komine, P  
Jeff Leise, OF  
Brandon Penas, P  
Adam Stern, OF
- 2002 Shane Komine, P  
Jeff Leise, OF  
Jamie Rodrigue, P
- 2003 Drew Anderson, OF  
Daniel Bruce, OF  
Matt Hopper, 1B  
Jeff Leise, OF  
Aaron Marsden, P  
Jamie Rodrigue, P
- 2004 Daniel Bruce, OF  
Justin Pekarek, P  
Mike Sillman, P  
Jeremy Becker, P  
Dustin Timm, P
- 2005 Daniel Bruce, OF  
Jeremy Becker, P  
Brian Duensing, P  
Dustin Timm, P
- 2006 Brandon Buckman, 1B  
Bryce Nimmo, OF  
Nick Sullivan, OF  
Dustin Timm, P
- 2007 Bryce Nimmo, OF
- 2008 DJ Belfonte, OF  
Zach Herr, P  
Dan Jennings, P  
Jake Mort, 3B  
Bryce Nimmo, OF  
Nick Sullivan, OF  
Jeff Tezak, DH
- 2009 DJ Belfonte, OF  
Matt Freeman, RHP  
Casey Hauptman, RHP  
Jake Mort, 3B  
Cody Neer, C

- Eric Rose, LHP  
Nick Sullivan, OF  
Jeff Tezak, 2B
- 2010 Cody Asche, 3B  
DJ Belfonte, OF  
Boomer Collins, OF  
Tyler Farst, 1B  
Casey Hauptman, P  
Michael Mariot, P  
Mike Nesseth, P
- 2011 Cody Asche, 3B  
Cory Burleson, C  
Casey Hauptman, P  
Zach Hirsch, P  
Kale Kiser, OF  
Tom Lemke, P  
Tyler Niederklein, P  
Matt Freeman, P  
Eric Rose, P

SECOND-TEAM/HONORABLE-MENTION

- 1997 Matt Drevo, LHP  
Craig Moore, OF/IF
- 1999 Will Bolt, 2B  
Adam Stern, OF
- 2000 Brandt Vlieger, SS
- 2001 Thom Ott, P  
Jamie Rodrigue, P
- 2002 Will Bolt, 2B  
Steve Hale, P
- 2003 Josh Birmingham, INF  
Curtis Ledbetter, DH/OF
- 2004 Curtis Ledbetter, 1B  
John Grose, C  
Jake Mullinax, 2B  
Phil Shirek, P
- 2005 Phil Shirek, P
- 2006 Luke Wertz, P
- 2007 Matt Foust, P  
Jake Mort, INF  
Luke Wertz, RHP
- 2008 Jake Opitz, 2B  
Thad Weber, RHP
- 2009 Tyler Farst, 1B  
Michael Mariot, RHP
- 2011 Chase Adams, P  
Kurt Farmer, 1B  
Josh Scheffert, OF  
Khris Tate, P  
Patric Tolentino, C  
Dylan Vogt, P

ACADEMIC ALL-BIG TEN

- 2012 Luke Bublitz, P  
Cory Burleson, C  
Chad Christensen, SS  
Kurt Farmer, INF  
Ryan Hander, P  
Zach Hirsch, P  
Jon Keller, P  
Ty Kildow, OF  
Tyler King, P  
Kale Kiser, OF  
Tom Lemke, P  
Tyler Niederklein, P  
Bryan Peters, INF  
Josh Scheffert, INF  
Dexter Spitsnogle, P  
Sam Stucky, C  
Dylan Vogt, P
- 2013 Luke Bublitz, P  
Aaron Bummer, P  
Chad Christensen, OF  
Taylor Fish, C  
Ryan Hander, P  
Blake Headley, INF  
Zach Hirsch, P  
Ty Kildow, OF  
Tyler King, P  
Kyle Kubat, P  
Tyler Niederklein, P

- Bryan Peters, INF  
Josh Scheffert, INF  
Logan Thune, P  
Dylan Vogt, P
- 2014 Luke Bublitz, P  
Aaron Bummer, P  
Jeff Chesnut, P  
Taylor Fish, C  
Blake Headley, INF  
Zach Hirsch, P  
Colton Howell, P  
Ty Kildow, OF  
Tyler King, P  
Kyle Kubat, P  
Tanner Lubach, C
- 2015 Ryan Boldt, OF  
Jeff Chesnut, P  
Christian Cox, OF  
Wes Edrington, INF  
Taylor Fish, C  
Blake Headley, INF  
Max Knutson, P  
Kyle Kubat, P  
Matt Leuty, INF  
Tanner Lubach, C  
Ben Miller, DH  
Steven Reveles, INF  
Chance Sinclair, P
- 2016 Ryan Boldt, OF  
Jeff Chesnut, P  
Elijah Dilday, OF  
Reece Eddins, P  
Zack Engelken, P  
Taylor Fish, C  
Garett King, P  
Max Knutson, P  
Jake McSteen, P  
Jake Meyers, OF/P  
Ben Miller, 1B/DH  
Steven Reveles, INF  
Jake Schleppenbach, INF  
Scott Schreiber, 1B  
Mitch Steinhoff, P
- 2017 Brady Childs, C  
Reece Eddins, P  
Nate Fisher, P  
Ethan Frazier, P  
Alex Henwood, INF  
AJ Johnson, OF  
Chad Luensmann, P  
Jake McSteen, P  
Jake Meyers, P/OF  
Ben Miller, 1B/P  
Robbie Palkert, P  
Jake Schleppenbach, INF  
Scott Schreiber, DH/OF  
Mike Waldron, INF  
Jesse Wilkening, C
- 2018 Joe Acker, OF  
Luis Alvarado, P  
Brison Cronenbold, INF  
Carter Cross, OF  
Connor Curry, P  
Reece Eddins, P  
Zack Engelken, P  
Nate Fisher, P  
Ethan Frazier, P  
Mojo Hagge, OF  
Alex Henwood, INF  
Zac Luckey, INF  
Chad Luensmann, P  
Jake McSteen, P  
Zac Repinski, OF  
Luke Roskam, UTL  
Scott Schreiber, OF/1B  
Mitch Steinhoff, P  
Paul Tillotson, P  
Matt Warren, P  
Jesse Wilkening, C/DH



Front row (from left): Mike Duren, Shane Komine, Brandon Penas, Willie Jones, Adrian Rider, Jeff Leise, Will Bolt and Ben McCown. Second row: Student Athletic Trainer Colby Pohlmann, Josh Hesse, Adam Stern, Steve Hale, Zack Hughes, Waylon Byers, Justin Seely, Jed Morris, Brent Potter, Brandon Eymann, Jeff Blevins, Athletic Trainer Aaron Wells and Strength Coach Shaun Huls. Third row: Assistant Coach Mike Anderson, Pitching Coach Rob Childress, Mike Sillman, Matt Daeges, Jamie Rodrigue, Derrick Conte, Tyler Banker, John Cole, Tito Rivera, Sam Nocita, Volunteer Coach Kevin Koch, Student Assistant Brandt Vlieger and Head Coach Dave Van Horn. Back row: Mitch Solt, Ben Deas, Jeff Blaesing, R.D. Spiehs, Matt Hopper, Jason Burch, Dustin Timm, Brian Rodaway, Justin Pekarek, Thom Ott, Drew Anderson and Dan Johnson.

LINCOLN REGIONAL (BUCK BELTZER)

Nebraska 16 - Northern Iowa 6

	1	2	3	4	5	6	7	8	9	R	H	E
Northern Iowa	0	0	0	2	2	0	0	2	0	6	6	4
Nebraska	4	0	6	0	1	2	1	2	X	16	2	4

W: Komine (13-1); L: Ungs (11-2)

Nebraska 5 - Rutgers 4

	1	2	3	4	5	6	7	8	9	R	H	E
Rutgers	3	0	0	0	0	0	0	0	1	4	12	2
Nebraska	1	0	1	2	0	0	1	0	X	5	8	0

W: Spiehs (8-3); L: Crohan (6-2); S: Ott (11)

Nebraska 14 - Rutgers 10

	1	2	3	4	5	6	7	8	9	R	H	E
Nebraska	1	0	0	0	1	2	3	1	6	14	13	2
Rutgers	3	0	3	0	1	1	2	0	0	10	10	0

W: Byers (3-0); L: Molchan (3-2)

LINCOLN SUPER REGIONAL (BUCK BELTZER)

Nebraska 7 - Rice 0

	1	2	3	4	5	6	7	8	9	R	H	E
Rice	0	0	0	0	0	0	0	0	0	0	3	2
Nebraska	2	2	1	0	0	0	0	2	X	7	8	2

W: Komine (14-1); L: Skaggs (9-4)

Nebraska 9 - Rice 6

	1	2	3	4	5	6	7	8	9	10	R	H	E
Nebraska	0	1	1	0	0	0	1	0	3	3	9	8	2
Rice	2	1	2	0	0	0	0	0	1	0	6	12	3

W: Ott (5-2); L: Barzilla (0-2)

COLLEGE WORLD SERIES (ROSENBLATT STADIUM)

Cal State Fullerton 5 - Nebraska 4

	1	2	3	4	5	6	7	8	9	R	H	E
Nebraska	0	1	2	0	1	0	0	0	0	4	8	3
Fullerton	3	0	1	0	1	0	0	0	X	5	7	1

W: Smith (11-2); L - Komine (14-2); S: Cordero (14)

Tulane 6 - Nebraska 5

	1	2	3	4	5	6	7	8	9	R	H	E
Tulane	1	0	0	1	0	4	0	0	0	6	12	2
Nebraska	0	3	0	0	0	1	1	0	0	5	8	2

W: Richardson (8-1); L: Pekarek (0-1); S: Aubrey (1)

2001

50-16 Overall  
20-8 Big 12  
5-2 NCAA Tournament  
0-2 CWS

Big 12 Regular Season Champions  
Big 12 Tournament Champions

No.	Name	Pos.	Yr.	Hometown
1	Jeff Leise	OF	So.	Omaha, Neb.
3	Jed Morris	C	So.	Seabrook, Texas
4	John Cole	2B	Jr.	Kanata, Ontario
5	Josh Hesse	INF	Sr.	Omaha, Neb.
7	Will Bolt	SS	Jr.	Conroe, Texas
8	Jeff Blevins	INF	Jr.	Sand Springs, Okla.
9	Willie Jones	INF	Jr.	Torrington, Wyo.
10	Justin Seely	OF	Jr.	Nacogdoches, Texas
11	Drew Anderson	OF	Fr.	Kearney, Neb.
12	Jeremy Becker	LHP	Fr.	Scottsbluff, Neb.
14	Brandon Eymann	INF	Jr.	Papillion, Neb.
15	Dan Johnson	1B	Sr.	Coon Rapids, Minn.
16	Matt Hopper	1B	So.	Golden, Colo.
17	Matt Daegas	OF	Fr.	Harlan, Iowa
18	Mike Duren	OF	Fr.	Arvada, Colo.
19	Waylon Byers	LHP	So.	Milo, Iowa
20	Steve Hale	RHP	So.	Yukon, Okla.
21	Adam Stern	OF	Jr.	London, Ontario
22	R.D. Spiehs	RHP	Jr.	Grand Island, Neb.
23	Tyler Banker	UTL	Fr.	Overland Park, Kan.
24	Tito Rivera	C	Jr.	Schenectady, N.Y.
25	Brent Potter	RHP	So.	Runnells, Iowa
28	Shane Komine	RHP	Jr.	Honolulu, Hawaii
30	Derrick Conte	RHP	RFr.	Oklahoma City, Okla.
31	Mitch Solt	LHP	Fr.	Central City, Neb.
32	Jason Burch	RHP	Fr.	Papillion, Neb.
33	Jamie Rodrigue	LHP	So.	St. Clair, Mo.
34	Thom Ott	RHP	Jr.	Nassau, Bahamas
35	Adrian Rider	RHP	RFr.	Omaha, Neb.
36	Brian Rodaway	LHP	Sr.	Lincoln, Neb.
37	Brandon Penas	LHP	Sr.	Grand Island, Neb.
38	Dustin Timm	RHP	Fr.	Yutan, Neb.
39	Justin Pekarek	LHP	RFr.	Staplehurst, Neb.
40	Jeff Blaesing	RHP	Jr.	Lockport, Ill.
41	Zack Hughes	C	Fr.	Eaton, Colo.
42	Sam Nocita	C	Fr.	Gretna, Neb.
43	Ben McCown	INF	Fr.	Aurora, Colo.
44	Mike Sillman	RHP	Fr.	Omaha, Neb.
45	Ben Deas	RHP	Fr.	Omaha, Neb.



# 2002

47-21 Overall  
16-11 Big 12  
5-3 NCAA Tournament  
0-2 CWS

No.	Name	Pos.	Yr.	Hometown
1	Jeff Leise	OF	Jr.	Omaha, Neb.
3	Jed Morris	C	Jr.	Seabrook, Texas
4	Chad Steele	C	Fr.	Omaha, Neb.
6	Josh Birmingham	INF	Jr.	Hobbs, N.M.
7	Will Bolt	INF	Sr.	Conroe, Texas
8	Jeff Blevins	INF	Sr.	Sand Springs, Okla.
9	Joe Simokaitis	INF	Fr.	St. Louis, Mo.
10	Justin Seely	OF	Sr.	Nacogdoches, Texas
11	Drew Anderson	OF	So.	Kearney, Neb.
12	Daniel Bruce	OF	Fr.	Omaha, Neb.
14	Brandon Eymann	INF	Sr.	Papillion, Neb.
15	Curtis Ledbetter	1B	So.	Lawrence, Kan.
16	Matt Hopper	1B	Jr.	Golden, Colo.
17	Chase Odenreider	INF	Fr.	Omaha, Neb.
18	Brian Duensing	LHP	Fr.	Omaha, Neb.
19	Waylon Byers	LHP	Jr.	Milo, Iowa
20	Steve Hale	RHP	Jr.	Yukon, Okla.
21	John Grose	C	So.	Henderson, Nev.
22	Adam Riddle	OF	Jr.	Abilene, Texas
23	Marcellus Dawson	OF	Fr.	Milwaukee, Wis.
24	Darren Hoffart	C	Fr.	Omaha, Neb.
26	Rob Horst	OF	Jr.	Gering, Neb.
28	Shane Komine	RHP	Sr.	Honolulu, Hawaii
30	Derrick Conte	RHP	So.	Oklahoma City, Okla.
31	Tag Horner	LHP	Fr.	Duncan, Okla.
32	Jason Burch	RHP	So.	Papillion, Neb.
33	Jamie Rodrigue	LHP	Jr.	St. Clair, Mo.
34	Ryan Bonesio	LHP	Jr.	Carrollton, Texas
35	Phil Shirek	RHP	Fr.	Minot, N.D.
36	Aaron Marsden	LHP	So.	Grand Forks, N.D.
38	Dustin Timm	RHP	So.	Yutan, Neb.
39	Justin Pekarek	LHP	So.	Staplehurst, Neb.
40	Jeff Blaesing	RHP	Sr.	Lockport, Ill.
41	Matt McMurtry	LHP	Fr.	North Platte, Neb.
42	Jeremy Becker	LHP	RFr.	Scottsbluff, Neb.
43	David Ferazza	C	Fr.	Hayward, Calif.
44	Mike Sillman	RHP	So.	Omaha, Neb.
45	Casey Jorgensen	RHP	Fr.	Sioux Falls, S.D.
49	J.D. Scholten	RHP	Sr.	Sioux City, Iowa
53	Jeff Bieker	RHP	Fr.	Hays, Kan.



Front row (from left): Jed Morris, Justin Seely, Shane Komine, Matt McMurtry, Chad Steele, Jeff Leise, Will Bolt and Waylon Byers. Second row: Student Athletic Trainer Dave Jantzi, Jeremy Becker, John Grose, Daniel Bruce, Joe Simokaitis, Adam Riddle, Jamie Rodrigue, Mike Sillman, Brian Duensing, Brandon Eymann, Jeff Blevins, Steve Hale and Athletic Trainer Mike West. Third row: Student Assistant Josh Hesse, Pitching Coach Rob Childress, Darren Hoffart, Chase Odenreider, Drew Anderson, Marcellus Dawson, Phil Shirek, David Ferazza, Ryan Bonesio, Casey Jorgensen, Josh Birmingham, Volunteer Coach Kevin Koch and Head Coach Dave Van Horn. Back row: Tag Horner, Justin Pekarek, Matt Hopper, Dustin Timm, Aaron Marsden, J.D. Scholten, Jason Burch, Jeff Bieker, Jeff Blaesing and Curtis Ledbetter. Not Pictured: Assistant Coach Mike Anderson.

### LINCOLN REGIONAL (HAWKS FIELD)

#### Nebraska 7 - Wisconsin-Milwaukee 2

	1	2	3	4	5	6	7	8	9	R	H	E
UW-Milwaukee	0	1	1	0	0	0	0	0	0	2	6	0
Nebraska	0	0	0	2	4	0	1	0	X	7	11	1

W: Duensing (6-1); L: Oldenburg (9-3)

#### Nebraska 9 - Marist 1

	1	2	3	4	5	6	7	8	9	R	H	E
Nebraska	1	5	0	3	0	0	0	0	0	9	13	0
Marist	0	0	0	0	0	0	0	0	1	1	5	3

W: Komine (8-0); L: Ool (10-4)

#### Nebraska 14 - Southwest Missouri State 3

	1	2	3	4	5	6	7	8	9	R	H	E
Nebraska	1	0	0	4	1	3	2	2	1	14	17	4
SW Missouri St.	0	0	1	0	2	0	0	0	0	3	8	3

W: Hale (4-2); L: Bader (5-4)

### LINCOLN SUPER REGIONAL (HAWKS FIELD)

#### Nebraska 2 - Richmond 0

	1	2	3	4	5	6	7	8	9	R	H	E
Richmond	0	0	0	0	0	0	0	0	0	0	4	4
Nebraska	1	0	0	0	0	0	1	0	X	2	6	3

W: Komine (9-0); L: Stauffer (15-3)

#### Richmond 6 - Nebraska 2

	1	2	3	4	5	6	7	8	9	R	H	E
Nebraska	0	0	0	0	0	0	2	0	0	2	4	0
Richmond	1	0	0	1	0	0	0	0	4	6	10	0

W: Martin (8-0); L: Duensing (6-2)

#### Nebraska 11 - Richmond 6

	1	2	3	4	5	6	7	8	9	R	H	E
Nebraska	0	0	2	3	0	0	0	5	1	11	12	1
Richmond	2	0	0	1	0	0	2	1	0	6	9	1

W: Komine (10-0); Givens (3-3)

### COLLEGE WORLD SERIES (ROSENBLATT STADIUM)

#### Clemson 11 - Nebraska 10

	1	2	3	4	5	6	7	8	9	R	H	E
Nebraska	1	2	1	3	0	0	1	2	0	10	11	0
Clemson	0	0	2	0	1	3	4	0	1	11	10	1

W: Henrie (13-4); L: Shirek (4-2)

#### South Carolina 10 - Nebraska 8

	1	2	3	4	5	6	7	8	9	R	H	E
South Carolina	0	0	0	5	0	2	0	1	2	10	15	0
Nebraska	0	1	3	3	0	0	0	1	0	8	12	2

W: Wesley (2-0); L: Becker (2-2)





Front row (from left): Tim Radmacher, Jake Opitz, Casey Klapperich, Mark Hightower, Jake Mort, Nick Sullivan, Bryce Nimmo, Deric Manrique and Student Manager Brooks Wells. Second row: Athletic Trainer Josh Cohen, Andy Gerch, Jeff Christy, Mike Harmelink, Ryan Bohanan, Luke Wertz, Daniel Bruce, Brian Duensing, Jeremy Becker, Trey Adams and Student Athletic Trainer Russ Ulrich. Third row: Assistant Coach Andy Sawyers, Associate Head Coach Rob Childress, Tony Watson, Drew Schwab, Ryan Hines, Brett Jensen, Brandon Buckman, Jon Klausung, Charlie Shirek, Dustin Timm, Matt Wagner, Volunteer Assistant Coach Will Bolt and Head Coach Mike Anderson. Back row: Jesse Boyer, Joe Simokaitis, Joba Chamberlain, Brandon Fusilier, Tyler Vaughn, Johnny Dorn, Phil Shirek, Curtis Ledbetter, Al Smith, Ryan Wehrle, Matt Foust, Zach Kroenke and Alex Gordon.

LINCOLN REGIONAL (HAWKS FIELD)

Nebraska 8 - Illinois-Chicago 6

	1	2	3	4	5	6	7	8	9	R	H	E
Illinois-Chicago	1	1	0	1	0	2	0	1	0	6	14	2
Nebraska	0	0	2	2	0	3	0	1	X	8	11	1

W: Duensing (8-0); L: Zink (8-6); S: Jensen (13)

Nebraska 10 - Creighton 8

	1	2	3	4	5	6	7	8	9	R	H	E
Nebraska	1	0	1	0	4	2	2	0	0	10	9	1
Creighton	1	0	1	0	0	1	1	0	4	8	11	3

W: Dorn (11-1); L: Schaecher (6-4); S: Watson (1)

Nebraska 10 - Creighton 2

	1	2	3	4	5	6	7	8	9	R	H	E
Creighton	0	0	2	0	0	0	0	0	0	2	7	1
Nebraska	2	0	0	1	1	1	1	4	X	10	17	0

W: Kroenke (7-2); L: Mancuso (1-1)

LINCOLN SUPER REGIONAL (HAWKS FIELD)

Nebraska 3 - Miami 1

	1	2	3	4	5	6	7	8	9	R	H	E
Miami	0	0	0	1	0	0	0	0	0	1	7	1
Nebraska	0	0	0	1	1	0	0	1	X	3	6	0

W: Chamberlain (9-2); L: Carrillo (13-3); S: Jensen (14)

Nebraska 6 - Miami 3

	1	2	3	4	5	6	7	8	9	R	H	E
Nebraska	2	0	3	0	0	0	0	1	0	6	9	0
Miami	0	0	0	1	0	0	0	2	0	3	7	3

W: Dorn (12-1); L: Camardese (6-1); S: Jensen (15)

COLLEGE WORLD SERIES (ROSENBLATT STADIUM)

Nebraska 5 - Arizona State 3

	1	2	3	4	5	6	7	8	9	R	H	E
Arizona State	0	1	0	0	0	2	0	0	0	3	6	1
Nebraska	2	0	0	0	0	3	0	0	X	5	7	0

W: Chamberlain (10-2); L: Zinicola (3-4); S: Jensen (16)

Florida 7 - Nebraska 4

	1	2	3	4	5	6	7	8	9	R	H	E
Florida	2	0	1	0	4	0	0	0	0	7	9	0
Nebraska	1	0	1	0	2	0	0	0	0	4	12	2

W: O'Day (8-3); L: Dorn (12-2)

Arizona State 8 - Nebraska 7

	1	2	3	4	5	6	7	8	9	10	11	R	H	E
Nebraska	0	0	0	3	0	0	0	0	4	0	0	7	12	3
Arizona State	1	0	1	0	1	0	2	0	2	0	1	8	12	0

W: Zinicola (4-4); L: Jensen (3-5)

2005

57-15 Overall  
19-8 Big 12  
6-2 NCAA Tournament  
1-2 CWS

Big 12 Regular Season Champions  
Big 12 Tournament Champions

No.	Name	Pos.	Yr.	Hometown
2	Joe Simokaitis	INF	Sr.	St. Louis, Mo.
3	Jake Opitz	INF	Fr.	Littleton, Colo.
4	Alex Gordon	INF	Jr.	Lincoln, Neb.
4	Chad Steele	C	Jr.	Omaha, Neb.
5	Adam Moore	C	Jr.	Mineola, Texas
8	Jesse Boyer	OF	Sr.	Littleton, Colo.
9	Trey Adams	OF	Jr.	Coppell, Texas
10	Ryan Wehrle	INF	Fr.	Papillion, Neb.
11	Tyler Vaughn	INF	So.	Colorado Springs, Colo.
12	Daniel Bruce	OF	Sr.	Omaha, Neb.
13	Ryan Hines	LHP	Fr.	Omaha, Neb.
14	Brandon Fusilier	OF	Sr.	Coppell, Texas
15	Curtis Ledbetter	INF	Sr.	Lawrence, Kan.
16	Jeff Christy	C	Jr.	Lincoln, Neb.
17	Casey Klapperich	INF	Fr.	Rapid City, S.D.
18	Brian Duensing	LHP	Jr.	Omaha, Neb.
19	Brandon Buckman	INF	Jr.	Monument, Colo.
20	Luke Wertz	RHP	Fr.	Parker, Colo.
21	Nick Sullivan	OF	Fr.	Arvada, Colo.
22	Jon Klausung	LHP	So.	Arvada, Colo.
23	Johnny Dorn	RHP	Fr.	Grand Island, Neb.
24	Bryce Nimmo	OF	Fr.	Cheyenne, Wyo.
25	Ryan Bohanan	RHP	Fr.	Goddard, Kan.
26	Andy Gerch	OF	RFr.	Lincoln, Neb.
28	Matt Wagner	INF	Fr.	Wahoo, Neb.
30	Tony Watson	LHP	RFr.	Grimes, Iowa
31	Tim Radmacher	RHP	Fr.	Rosemount, Minn.
32	Al Smith	1B	So.	Omaha, Neb.
33	Brett Jensen	RHP	Jr.	Eagle Grove, Iowa
34	Zach Kroenke	LHP	Jr.	Omaha, Neb.
35	Phil Shirek	RHP	Sr.	Minot, N.D.
36	Matt Foust	RHP	RFr.	Overland Park, Kan.
38	Dustin Timm	RHP	Sr.	Yutan, Neb.
39	Mike Harmelink	RHP	So.	Omaha, Neb.
40	Charlie Shirek	RHP	Fr.	Minot, N.D.
42	Jeremy Becker	LHP	Sr.	Scottsbluff, Neb.
43	Deric Manrique	OF	Fr.	Sioux City, Iowa
44	Joba Chamberlain	RHP	So.	Lincoln, Neb.
45	Mark Hightower	C	Fr.	Elkhorn, Neb.
47	Drew Schwab	RHP	Fr.	LaVista, Neb.
50	Jake Mort	INF	Fr.	Nebraska City, Neb.



# 1979

49-15 Overall  
14-6 Big Eight  
1-2 NCAA Tournament

No.	Name	Pos.	Yr.	Hometown
2	Stan Haas	OF	So.	Lincoln, Neb.
3	Harold Bright	OF	Fr.	Detroit, Mich.
4	Tim Burke	RHP	So.	Omaha, Neb.
5	Bob Gebler	OF	Sr.	Westerly, R.I.
6	Greg Schafer	INF	Jr.	Omaha, Neb.
7	Val Primante	C	Sr.	Covina, Calif.
8	Jeff Hunter	INF	So.	Millard, Neb.
9	Pete O'Brien	1B	Jr.	Pebble Beach, Calif.
10	John Russo	INF	Sr.	St. Louis, Mo.
11	Kelly Combs	INF	Jr.	Santa Ana, Calif.
12	Steve Oakley	OF	Jr.	Los Angeles, Calif.
13	Jim McManus	RHP	Jr.	Chicago, Ill.
15	Cliff Faust	LHP	Jr.	Millard, Neb.
16	Ray Tromba	RHP	Jr.	Los Angeles, Calif.
17	Jeff Costello	RHP	Sr.	Omaha, Neb.
18	Gary Nolting	RHP	Jr.	Omaha, Neb.
19	Tim Pettit	RHP	Sr.	Lomita, Calif.
20	Mike Harlander	RHP	Fr.	St. Cloud, Minn.
21	Joe Scherger	OF	Jr.	Billings, Mont.
23	Mike Vojtesak	RHP	Fr.	Joliet, Ill.
25	Mark Haas	C	Jr.	Lincoln, Neb.



Front row (from left): Ray Tromba, Val Primante, Assistant Coach Ron Johnette, Head Coach John Sanders, Assistant Coach Dave Underwood, Tim Pettit, John Russo, Bob Gebler. Second row: Mike Vojtesak, Mike Harlander, Mark Haas, Harold Bright, Pete O'Brien, Stan Haas, Steve Oakley. Third row: Equipment Manager Walt Johnson, Gary Nolting, Joe Scherger, Cliff Faust, Jeff Costello, Tim Burke, Jeff Hunter, Student Manager Jeff Crist, Student Trainer Mark Heinz. Not pictured: Greg Schafer, Kelly Combs, Jim McManus.

### NORTHEAST REGIONAL (LAWRENCE STADIUM - ANNAPOLIS, MD.)

#### St. John's 5 - Nebraska 0

	1	2	3	4	5	6	7	8	9	R	H	E
St. John's	0	1	2	0	0	0	0	1	0	5	5	0
Nebraska	0	0	0	0	0	0	0	0	0	0	3	2

W: Franco (7-1); L: Burke (7-3)

#### Nebraska 13 - Navy 4

	1	2	3	4	5	6	7	8	9	R	H	E
Nebraska	1	5	0	0	0	6	1	0	0	13	15	1
Navy	0	0	1	1	1	1	0	0	0	4	11	3

W: Harlander (5-2); L: Kropp (6-1)

#### Connecticut 15 - Nebraska 0

	1	2	3	4	5	6	7	8	9	R	H	E
Nebraska	0	0	0	0	0	0	0	0	0	0	2	6
Connecticut	2	3	1	2	3	0	3	1	X	15	20	1

W: Long (3-2); L: Pettit (6-3)



Pete O'Brien hit .325 in 1979 with six home runs and a team-high 65 RBIs.



**NEBRASKA  
BASEBALL  
1979**

JOE SCHERGER  
JUNIOR CENTERFIELDER  
*First Team All Big 8*

**NCAA  
TOURNAMENT  
BROCHURE**



PETE O'BRIEN  
JUNIOR FIRST BASEMAN  
*NU Top Hitter-348*



Front row (from left): Mike Vojtesak, Steve Gehrke, Tim Sinovich, Greg Schafer, Ron Johnette, John Sanders, Tim Carroll, Ray Tromba, Stan Haas, Chris Chavez. Second row: Equipment Manager Walt Johnson, Jim Scherger, Nick Richards, Harold Bright, Mike Harlander, Steve Stanicek, Craig Dietz, Kelly Combs, Mark Haas, Mark Prior, Steve Oakley, Athletic Trainer Jim Nespor. Third row: Mark Haley, Mark McManaman, Joe Scherger, Tim Burke, Cliff Faust, Jeff Hunter, Steve Naasz, Rick Evans. Not pictured: Steve Oakley, Darnell Clarke, Steve Hergenrader.

**MIDWEST REGIONAL (FISHER STADIUM - ANN ARBOR, MICH.)**

**Nebraska 12 - BYU 0**

	1	2	3	4	5	6	7	8	9	R	H	E
BYU	0	0	0	0	0	0	0	0	0	0	4	3
Nebraska	1	0	0	4	3	0	0	4	X	12	12	1

W: Gehrke (8-2); L: Doty (5-2)

**Michigan 7 - Nebraska 0**

	1	2	3	4	5	6	7	8	9	R	H	E
Nebraska	0	0	0	0	0	0	0	0	0	0	9	1
Michigan	0	0	2	0	0	1	1	3	X	7	12	0

W: Clinton (6-3); L: Burke (8-6)

**Nebraska 12 - BYU 4**

	1	2	3	4	5	6	7	8	9	R	H	E
Nebraska	0	2	2	3	1	2	2	0	0	12	14	1
BYU	3	0	0	0	0	0	0	0	0	4	13	1

W: Faust (9-1); L: Beck (8-4)

**Michigan 12 - Nebraska 3**

	1	2	3	4	5	6	7	8	9	R	H	E
Michigan	3	4	0	3	1	0	0	1	0	12	15	2
Nebraska	1	0	0	2	0	0	0	0	0	3	11	3

W: Elam (6-0); L: Dietz (3-1)

1980

49-15 Overall  
16-4 Big Eight  
2-2 NCAA Tournament

No.	Name	Pos.	Yr.	Hometown
2	Stan Haas	OF	Jr.	Lincoln, Neb.
3	Harold Bright	OF	So.	Detroit, Mich.
4	Chris Chavez	INF	Jr.	Playa del Rey, Calif.
5	Nick Richards	C	Fr.	Omaha, Neb.
6	Greg Schafer	INF	Sr.	Omaha, Neb.
7	Mark Haas	C	Sr.	Lincoln, Neb.
8	Jeff Hunter	INF	Jr.	Millard, Neb.
9	Mark Prior	INF	Jr.	Los Angeles, Calif.
10	Darnell Clarke	INF	Jr.	Detroit, Mich.
11	Kelly Combs	INF	Sr.	Santa Ana, Calif.
12	Steve Oakley	OF	Sr.	Los Angeles, Calif.
13	Craig Dietz	LHP	Sr.	Lincoln, Neb.
14	Tim Burke	RHP	Jr.	Omaha, Neb.
15	Cliff Faust	LHP	Sr.	Millard, Neb.
16	Ray Tromba	RHP	Sr.	Los Angeles, Calif.
17	Steve Gehrke	RHP	Fr.	Murray, Utah
18	Steve Naasz	RHP	Jr.	Rapid City, S.D.
19	Rick Evans	LHP	Jr.	Los Angeles, Calif.
20	Mike Harlander	RHP	So.	St. Cloud, Minn.
21	Joe Scherger	OF	Sr.	Billings, Mont.
22	Tim Sinovich	INF	Jr.	St. Ann, Mo.
23	Mike Vojtesak	RHP	So.	Joliet, Ill.
25	Mark McManaman	OF	Fr.	Lincoln, Neb.
26	Steve Stanicek	INF	Fr.	Park Forest, Ill.
27	Mark Haley	C	Jr.	Lompoc, Calif.
28	Steve Hergenrader	INF	Fr.	Omaha, Neb.



As a freshman in 1980, Steve Stanicek set a then-school record with 12 home runs. The Park Forest, Ill., native also slugged 11 doubles and six triples, while driving in 51 runs.

# 1985

45-24 Overall  
16-6 Big Eight  
1-2 NCAA Tournament

No.	Name	Pos.	Yr.	Hometown
2	Jeff Carter	INF/OF	Sr.	Evanston, Ill.
4	Paul Meyers	OF	Jr.	Omaha, Neb.
5	Larry Mims	INF	Jr.	Cedar Rapids, Iowa
6	Kurt Eubanks	INF	Sr.	Lincoln, Neb.
7	Bruce Wobken	INF	Fr.	Scribner, Neb.
8	Bruce Holmes	C	Fr.	Bellevue, Neb.
9	Mike Duncan	1B	Sr.	Tehachapi, Calif.
10	Mike Dobbs	RHP	Jr.	Lincoln, Neb.
11	John Lepley	LHP	Fr.	Omaha, Neb.
12	Curtiss Heflin	INF	So.	San Diego, Calif.
14	Kenneth Barnes	INF	So.	McAlester, Okla.
18	Brent Frieauf	LHP	So.	Bowie, Md.
19	Jeff Koenigsman	LHP	Sr.	Omaha, Neb.
20	John Walker	OF	Jr.	Tulsa, Okla.
21	Bill Mulligan	LHP	Jr.	Omaha, Neb.
22	Mark Davis	OF	Sr.	Okauchee, Wis.
23	Steve Sladek	UTL	Sr.	El Cajon, Calif.
24	Brett Beede	RHP	Jr.	Plymouth, N.H.
25	Mark Kister	C	So.	Hastings, Neb.
26	Burt Beattie	C	Jr.	Aberdeen, S.D.
27	Roger Webb	RHP	Sr.	Ventura, Calif.
28	Corey Zenon	OF	Fr.	Omaha, Neb.
31	Rich King	OF	Jr.	Millard, Neb.
33	Phil Harrison	LHP	Fr.	Glendora, Calif.
34	Phil Goguen	RHP	Fr.	San Diego, Calif.
35	Bill McGuire	C	Jr.	Omaha, Neb.
36	Jeffrey Mays	RHP	Jr.	Sedalia, Mo.



Front row (from left): Bill Mulligan, Jeff Carter, John Walker, Assistant Coach Mike Evans, Assistant Coach Scott Hopper, Head Coach John Sanders, Batboy Craig Sanders, Assistant Coach Mark Haley, Kurt Eubanks, Mark Kister, Larry Mims, Curtiss Heflin. Second row: Manager Ron Schinkel, Trainer Steve Ronspies, Phil Goguen, Brett Beede, Rich King, Mike Duncan, Brent Frieauf, Roger Webb, Phil Harrison, Paul Meyers, Bruce Holmes, Bruce Wobken, Video Coordinator Mark Honor. Third row: Greg Behn, John Lepley, Jeff Mays, Bill McGuire, Mike Dobbs, Burt Beattie, Steve Sladek, Jeff Koenigsman, Mark Davis, Corey Zenon.

### WESTERN 1 REGIONAL (SUNKEN DIAMOND - PALO ALTO, CALIF.)

#### Nebraska 4 - Pepperdine 2

	1	2	3	4	5	6	7	8	9	R	H	E
Pepperdine	0	0	0	0	0	0	0	2	0	2	7	1
Nebraska	0	0	1	2	0	1	0	0	X	4	8	4

W: Mays; L: Smith

#### Stanford 9 - Nebraska 8

	1	2	3	4	5	6	7	8	9	R	H	E
Nebraska	1	0	1	0	1	1	1	3	0	8	13	2
Stanford	1	1	0	1	0	1	3	0	2	9	8	3

W: Plemel; L: McGuire

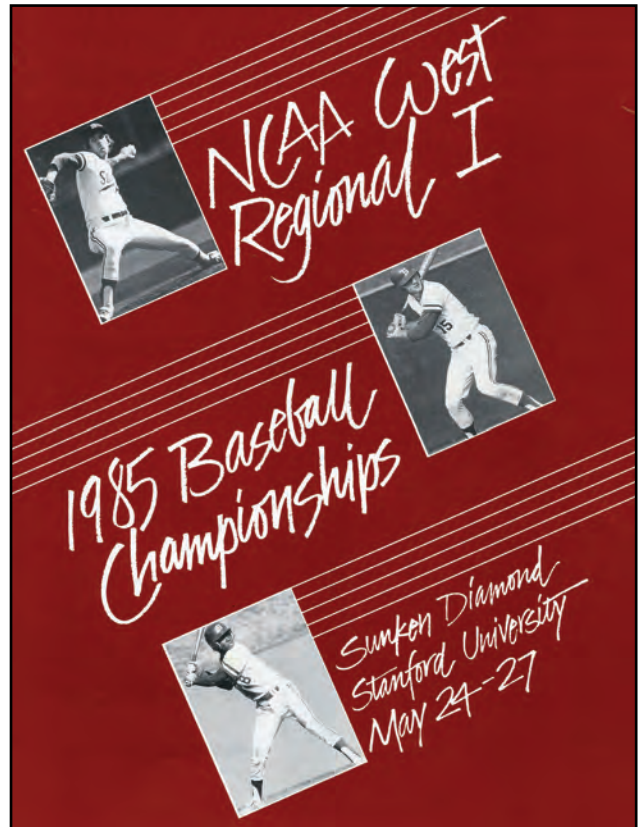
#### Pepperdine 7 - Nebraska 6

	1	2	3	4	5	6	7	8	9	R	H	E
Pepperdine	0	0	2	0	1	0	1	1	2	7	12	1
Nebraska	0	2	0	0	1	1	0	0	2	6	8	2

W: Marrett (15-0); L: Webb (8-4)



Paul Meyers hit .399 in 1985, while leading the Huskers with 91 hits.





Front row (from left): Aaron Willey, Shane Komine, Justin Cowan, Jim Bailey, Danny Kimura, Brandon Penas, Will Bolt. Second row: Gregg Jones, Jarod Bearinger, Jamal Strong, Brent Potter, Scott Larsen, John Cole, Steve Hale, Jay Sirianni, Adam Stern. Third row: Pitching Coach Rob Childress, Volunteer Coach Jeremy Talbot, Ken Harvey, Scott Fries, Chad Wiles, Dave Schneider, Brandt Vlieger, Adam Shabala, Craig Moore, Head Coach Dave Van Horn. Fourth row: Brian Johnson, R.D. Spiels, Davis Pickinpaugh, Matt Hopper, Jeff Blaesing, Brian Rodaway, Erik Mumm, Brian Kent, Jeff Hedman.

**COLUMBUS REGIONAL (BILL DAVIS STADIUM - COLUMBUS, OHIO)**

**Mississippi State 18 - Nebraska 14**

	1	2	3	4	5	6	7	8	9	R	H	E
Mississippi State	1	4	0	1	7	2	0	1	2	18	20	2
Nebraska	1	2	0	5	0	0	0	6	0	14	17	2

W: Ginter (9-7); L: Fries (8-6); S: Donovan (2)

**Nebraska 10 - Bowling Green 5**

	1	2	3	4	5	6	7	8	9	R	H	E
Nebraska	0	0	0	2	0	2	4	2	0	10	15	2
Bowling Green	0	1	0	4	0	0	0	0	0	5	14	0

W: Spiels (5-1); L: Vaught (5-6)

**Mississippi State 13 - Nebraska 7**

	1	2	3	4	5	6	7	8	9	R	H	E
Mississippi State	0	1	2	5	2	0	0	3	0	13	17	0
Nebraska	0	2	0	2	2	0	1	0	0	7	9	0

W: Donovan (3-1); L: Fries (8-7); S: Larson (3)

**1999**

42-18 Overall

16-9 Big 12

1-2 NCAA Tournament

**Big 12 Tournament Champions**

No.	Name	Pos.	Yr.	Hometown
1	Jamal Strong	OF	Jr.	Altadena, Calif.
3	Adam Shabala	OF	Jr.	Streator, Ill.
4	John Cole	UTL	Fr.	Kanata, Ontario
6	Brandt Vlieger	INF	Jr.	Omaha, Neb.
7	Will Bolt	INF	Fr.	Conroe, Texas
8	Jim Bailey	INF	Jr.	Nanaimo, B.C.
9	Jeff Hedman	1B	Sr.	Salt Lake City, Utah
10	Erik Mumm	OF	Sr.	Kearney, Neb.
11	Aaron Willey	OF	Jr.	Salina, Kan.
12	Adam Stern	OF	Fr.	London, Ontario
15	Dave Schneider	RHP	Fr.	Omaha, Neb.
16	Brian Johnson	C	Sr.	Derby, Kan.
17	Craig Moore	INF	Sr.	Fremont, Neb.
18	Kyle Brunen	OF	Jr.	Vanscoy, Saskatchewan
19	Jarod Bearinger	RHP	Sr.	Omaha, Neb.
20	Steve Hale	RHP	Fr.	Yukon, Okla.
21	Danny Kimura	UTL	So.	Kailhua, Hawaii
22	R.D. Spiels	RHP	Fr.	Grand Island, Neb.
23	Josh Latimer	LHP	Jr.	DeKalb, Ill.
24	Justin Cowan	C	Jr.	Tumwater, Wash.
25	Brent Potter	RHP	Fr.	Runnells, Iowa
26	Matt Hopper	RHP	Fr.	Golden, Colo.
28	Shane Komine	RHP	Fr.	Honolulu, Hawaii
30	Scott Larsen	OF	Sr.	Omaha, Neb.
31	Jay Sirianni	LHP	Sr.	Indianola, Iowa
32	Ken Harvey	1B	Jr.	Los Angeles, Calif.
33	Scott Fries	LHP	Jr.	Dannebrog, Neb.
35	Chad Wiles	RHP	Jr.	Wood River, Neb.
36	Brian Rodaway	LHP	So.	Lincoln, Neb.
37	Brandon Penas	LHP	So.	Grand Island, Neb.
39	Davis Pickinpaugh	RHP	Jr.	Ceresco, Neb.
40	Jeff Blaesing	RHP	RFr.	Lockport, Ill.
44	Brian Kent	C	RFr.	Downers Grove, Ill.
45	Gregg Jones	RHP	RFr.	North Platte, Neb.



Along with hitting .478 as junior in 1999, Ken Harvey was named Easton/Redline Defensive Player of the Year and was a finalist for the Golden Spikes Award.

# 2000

51-17 Overall  
21-9 Big 12  
4-2 NCAA Tournament

## Big 12 Tournament Champions

No.	Name	Pos.	Yr.	Hometown
1	Jamal Strong	OF	Sr.	Altadena, Calif.
3	Adam Shabala	OF	Sr.	Streator, Ill.
4	John Cole	2B	So.	Kanata, Ontario
5	Josh Hesse	INF	Jr.	Omaha, Neb.
6	Brandt Vlieger	3B	Sr.	Omaha, Neb.
7	Will Bolt	SS	So.	Conroe, Texas
8	Jim Bailey	1B	Sr.	Nanaimo, B.C.
10	Dan Wright	INF	Jr.	St. George, Utah
11	Nic Ewing	INF	Fr.	Rapid City, S.D.
12	Jeff Leise	OF	Fr.	Omaha, Neb.
14	Adrian Rider	RHP	Fr.	Omaha, Neb.
15	Dan Johnson	1B	Jr.	Coon Rapids, Minn.
16	Matt Hopper	1B	Fr.	Golden, Colo.
17	Scott Fries	LHP	Sr.	Dannebrog, Neb.
18	Aaron Gozart	C	Fr.	Aberdeen, Wash.
19	Waylon Byers	LHP	Fr.	Milo, Iowa
20	Steve Hale	RHP	Fr.	Yukon, Okla.
21	Adam Stern	OF	So.	London, Ontario
22	R.D. Spiehs	RHP	So.	Grand Island, Neb.
24	Justin Cowan	C	Sr.	Tumwater, Wash.
25	Brent Potter	RHP	Fr.	Runnells, Iowa
26	Trevor Bullock	LHP	Sr.	Lincoln, Neb.
28	Shane Komine	RHP	So.	Honolulu, Hawaii
30	Derrick Conte	RHP	Fr.	Oklahoma City, Okla.
33	Jamie Rodrigue	LHP	Fr.	St. Clair, Mo.
34	Thom Ott	RHP	So.	Nassau, Bahamas
35	Chad Wiles	RHP	Sr.	Wood River, Neb.
36	Brian Rodaway	LHP	Jr.	Lincoln, Neb.
37	Brandon Penas	LHP	Jr.	Grand Island, Neb.
39	Justin Pekarek	LHP	Fr.	Staplehurst, Neb.
40	Jeff Blaesing	RHP	So.	Lockport, Ill.
45	Andy Bent	RHP	Jr.	Beatrice, Neb.



Front row (from left): Will Bolt, Shane Komine, Brandon Penas, Jim Bailey, Justin Cowan, Aaron Gozart, Jeff Leise. Second row: Steve Hale, Adam Stern, Jamal Strong, Strength Coach Shaun Huls, Trainer Aaron Wells, Student Trainer Brian Hoelsing, Josh Hess, Dan Wright, Waylon Byers. Third row: Student Coach Scott Larsen, Volunteer Coach Andy Sawyers, Assistant Coach Rob Childress, John Cole, Adam Shabala, Brian Rodaway, Andy Bent, Jamie Rodrigue, Head Coach Dave Van Horn, Assistant Coach Mike Anderson. Fourth row: Trevor Bullock, Dave Schneider, Chad Wiles, R.D. Spiehs, Matt Hopper, Thom Ott, Scott Fries, Brandt Vlieger, Dan Johnson.

### MINNEAPOLIS REGIONAL (SIEBERT FIELD - MINNEAPOLIS, MINN.)

#### Nebraska 2 - Butler 1

	1	2	3	4	5	6	7	8	9	R	H	E
Butler	0	0	1	0	0	0	0	0	0	1	4	2
Nebraska	1	0	0	0	0	1	0	0	X	2	10	2

W: Komine (11-3); L: Hoane (4-7); S: Ott (6)

#### Nebraska 4 - Minnesota 1

	1	2	3	4	5	6	7	8	9	R	H	E
Minnesota	0	0	0	0	0	0	0	1	0	1	3	1
Nebraska	0	1	1	2	0	0	0	0	X	4	11	0

W: Bullock (6-1); L: Birk (4-4)

#### Nebraska 8 - Wichita State 1

	1	2	3	4	5	6	7	8	9	R	H	E
Nebraska	4	0	0	1	0	0	1	0	2	8	12	1
Wichita State	0	0	0	0	0	0	0	0	1	1	8	3

W: Rodrigue (9-3); L: Kerbs (2-2)

### STANFORD SUPER REGIONAL (SUNKEN DIAMOND - PALO ALTO, CALIF.)

#### Nebraska 7 - Stanford 3

	1	2	3	4	5	6	7	8	9	R	H	E
Nebraska	0	0	2	0	0	0	1	4	0	7	6	2
Stanford	1	0	0	0	0	0	1	0	1	3	8	4

W: Spiehs (8-2); L: Young (8-1)

#### Stanford 7 - Nebraska 1

	1	2	3	4	5	6	7	8	9	R	H	E
Stanford	0	1	0	0	0	2	2	0	2	7	8	1
Nebraska	0	0	1	0	0	0	0	0	0	1	6	4

W: Wayne (14-3); L: Komine (11-4)

#### Stanford 5 - Nebraska 3

	1	2	3	4	5	6	7	8	9	R	H	E
Stanford	1	1	0	1	0	0	0	2	0	5	10	1
Nebraska	0	0	0	2	0	0	0	0	1	3	6	1

W: Sager (6-1); L: Rodrigue (9-4); S: Bruksch (12)



Shane Komine was 11-4 in 2000 with 159 strikeouts over 124.2 innings, and was 1-of-12 finalists for the Dick Howser Trophy.



Front row (from left): Jake Mullinax, Matt Wells, Daniel Bruce, Pat O'Neil, Steve Hale, Bubbs Merrill, Jeff Leise, Chad Steele, Jeremy Becker, John Grose, Jamie Rodrigue. Second row: Trainer Mike West, Brandon Fusilier, Tim Schoeninger, Drew Anderson, Joe Simokaitis, Mike Sillman, Joe Gullion, Alex Gordon, Zach Kroenke, Student Manager Mike Nicola. Third row: Head Coach Mike Anderson, Assistant Coach Andy Sawyers, Associate Head Coach Rob Childress, Curtis Ledbetter, Matt Hopper, Jason Burch, Quinton Robertson, Justin Pekarek, Phil Shirek, Josh Birmingham, Volunteer Assistant Coach Brandt Vlieger, Student Assistant Coach Brandon Eymann. Not pictured: Aaron Marsden.

LINCOLN REGIONAL (HAWKS FIELD)

Nebraska 16 - Eastern Michigan 11

	1	2	3	4	5	6	7	8	9	R	H	E
E. Michigan	0	0	2	0	0	1	4	2	2	11	15	3
Nebraska	1	1	3	0	3	0	5	3	X	16	20	1

W: Robertson (10-2); L: Pieron (7-5); S: Sillman (3)

Southwest Missouri State 4 - Nebraska 2

	1	2	3	4	5	6	7	8	9	R	H	E
Nebraska	1	0	0	0	0	1	0	0	0	2	6	0
SW Missouri St.	1	0	0	0	2	0	0	1	X	4	11	2

W: Ziegler (11-1); L: Marsden (8-3); S: Marcum (13)

Nebraska 18 - Eastern Michigan 2

	1	2	3	4	5	6	7	8	9	R	H	E
Nebraska	0	0	4	3	0	0	4	5	2	18	15	1
E. Michigan	0	0	2	0	0	0	0	0	0	2	8	3

W: Kroenke (6-2); L: Hayes (5-3)

Nebraska 9 - Southwest Missouri State 5

	1	2	3	4	5	6	7	8	9	R	H	E
SW Missouri St.	0	0	3	0	0	1	0	1	0	5	10	1
Nebraska	0	6	0	0	3	0	0	0	X	9	13	0

W: Rodrigue (1-1); L: Gray (5-3); S: Schoeninger (6)

Southwest Missouri State 7 - Nebraska 0

	1	2	3	4	5	6	7	8	9	R	H	E
Nebraska	0	0	0	0	0	0	0	0	0	0	5	2
SW Missouri St.	0	1	2	2	0	2	0	0	X	7	13	0

W: Zimmerman (5-3); L: Shirek (5-3)

2003

47-18 Overall

20-7 Big 12

3-2 NCAA Tournament

Big 12 Regular Season Champions

No.	Name	Pos.	Yr.	Hometown
1	Jeff Leise	OF	Sr.	Omaha, Neb.
2	Joe Simokaitis	INF	So.	St. Louis, Mo.
3	Alex Gordon	INF	Fr.	Lincoln, Neb.
4	Chad Steele	C	RFr.	Omaha, Neb.
5	Jake Mullinax	INF	Jr.	Hesperia, Calif.
6	Josh Birmingham	INF	Sr.	Hobbs, N.M.
8	Jesse Boyer	OF	Jr.	Littleton, Colo.
9	Bubbs Merrill	INF	Jr.	Omaha, Neb.
10	Kevin Belcher	OF	Fr.	Lake Forest, Ill.
11	Drew Anderson	OF	Jr.	Kearney, Neb.
12	Daniel Bruce	OF	So.	Omaha, Neb.
13	Quinton Robertson	RHP	Jr.	Richland, Miss.
14	Brandon Fusilier	OF	Jr.	Coppell, Texas
15	Curtis Ledbetter	1B	So.	Lawrence, Kan.
16	Matt Hopper	1B	Sr.	Golden, Colo.
17	Chase Odenreider	INF	RFr.	Omaha, Neb.
18	Brian Duensing	LHP	So.	Omaha, Neb.
19	Joe Gullion	INF	Jr.	Leawood, Kan.
20	Steve Hale	RHP	Sr.	Yukon, Okla.
21	John Grose	C	Jr.	Henderson, Nev.
22	John Brownell	RHP	So.	Omaha, Neb.
23	Tim Schoeninger	RHP	Fr.	Denver, Colo.
24	Darren Hoffart	C	RFr.	Omaha, Neb.
26	Robbie Morrissey	RHP	Fr.	Omaha, Neb.
28	Pat O'Neil	LHP	Jr.	Littleton, Colo.
30	Greg Ladd	RHP	Fr.	Elkhorn, Neb.
31	Mike Harmelink	RHP	Fr.	Omaha, Neb.
32	Jason Burch	RHP	Jr.	Papillion, Neb.
33	Jamie Rodrigue	LHP	Sr.	St. Clair, Mo.
34	Zach Kroenke	LHP	Fr.	Omaha, Neb.
35	Phil Shirek	RHP	So.	Minot, N.D.
36	Aaron Marsden	LHP	Jr.	Grand Forks, N.D.
37	Matt Wells	C	So.	Littleton, Colo.
38	Dustin Timm	RHP	So.	Yutan, Neb.
39	Justin Pekarek	LHP	Jr.	Staplehurst, Neb.
42	Jeremy Becker	LHP	So.	Scottsbluff, Neb.
44	Mike Sillman	RHP	Jr.	Omaha, Neb.
46	Andy Lomax	C	Fr.	Lincoln, Neb.
48	Jake Foutch	LHP	Fr.	Valley, Neb.



Aaron Marsden was named Big 12 Pitcher of the Year in 2003 after going 8-3 with a 2.90 ERA and 113 strikeouts in 115.0 innings.

# 2006

42-17 Overall  
17-10 Big 12  
0-2 NCAA Tournament

No.	Name	Pos.	Yr.	Hometown
2	Jake Mort	INF	So.	Nebraska City, Neb.
3	Jake Opitz	INF	So.	Littleton, Colo.
4	Jesse Shriner	C	Jr.	Littleton, Colo.
6	Nick Jaros	OF	Jr.	Platte City, Mo.
8	Jeff Lanning	C	Fr.	Ankeny, Iowa
9	Steve Edlefsen	INF	So.	Bloomington, Minn.
10	Ryan Wehrle	INF	So.	Papillion, Neb.
11	Tony Watson	LHP	So.	Grimes, Iowa
12	Andy Gerch	OF	So.	Lincoln, Neb.
14	Luke Gorsett	OF	Jr.	Denver, Colo.
15	Andrew Gudmunson	INF	Fr.	Minot, N.D.
16	Jeff Christy	C	Sr.	Lincoln, Neb.
17	Casey Klapperich	INF	RFr.	Rapid City, S.D.
18	Andrew Brown	INF	Jr.	Carrollton, Texas
19	Brandon Buckman	INF	Sr.	Monument, Colo.
20	Luke Wertz	RHP	So.	Parker, Colo.
21	Nick Sullivan	OF	RFr.	Arvada, Colo.
22	Jon Klausung	LHP	So.	Arvada, Colo.
23	Johnny Dorn	RHP	So.	Grand Island, Neb.
24	Bryce Nimmo	OF	So.	Cheyenne, Wyo.
25	Ryan Bohanan	RHP	So.	Goddard, Kan.
26	Dan Jennings	LHP	Fr.	West Des Moines, Iowa
28	Matt Wagner	INF	RFr.	Wahoo, Neb.
29	Wes Simmons	LHP	Fr.	Owasso, Okla.
30	Erik Bird	RHP	Fr.	Omaha, Neb.
31	Tim Radmacher	RHP	RFr.	Rosemount, Minn.
32	Mike Nihsen	RHP	Fr.	Ralston, Neb.
33	Brett Jensen	RHP	Sr.	Eagle Grove, Iowa
34	Jared Cranston	LHP	Jr.	Colby, Kan.
35	Tim Scott	LHP	Fr.	Ely, Minn.
36	Matt Foust	RHP	So.	Overland Park, Kan.
37	Zach Herr	LHP	Fr.	Omaha, Neb.
38	John Lee	OF	Fr.	Mason City, Iowa
39	Mike Harmelink	RHP	Jr.	Omaha, Neb.
40	Charlie Shirek	RHP	RFr.	Minot, N.D.
44	Joba Chamberlain	RHP	Jr.	Lincoln, Neb.
45	Mark Hightower	C	So.	Elkhorn, Neb.
47	Drew Schwab	RHP	RFr.	LaVista, Neb.
48	Dustin Timm	RHP	Sr.	Yutan, Neb.



Front row (from left): Andrew Brown, Zach Herr, Bryce Nimmo, Nick Jaros, Nick Sullivan, Student Manager Brooks Wells, Jake Mort. Second row: Student Trainer Clint Kirkland, Student Manager Ben Lynch, Jeff Christy, Erik Bird, John Lee, Jeff Lanning, Casey Klapperich, Mark Hightower, Jake Opitz, Luke Wertz, Tim Radmacher, Mike Harmelink, Trainer Derek Birkley, Student Trainer Tammy Steinkraus. Third row: Graduate Manager Ryan Strain, Assistant Coach Dave Bingham, Assistant Coach Andy Sawyers, Luke Gorsett, Steve Edlefsen, Wes Simmons, Joba Chamberlain, Jared Cranston, Matt Foust, Tim Scott, Andy Gerch, Volunteer Coach Justin Seely, Head Coach Mike Anderson. Back row: Johnny Dorn, Ryan Wehrle, Tony Watson, Matt Wagner, Drew Schwab, Brandon Buckman, Brett Jensen, Jon Klausung, Wes Simmons, Charlie Shirek, Mike Nihsen, Dan Jennings.

### LINCOLN REGIONAL (HAWKS FIELD)

#### Manhattan 4 - Nebraska 1

	1	2	3	4	5	6	7	8	9	R	H	E
Manhattan	0	2	0	0	0	0	0	2	0	4	7	1
Nebraska	0	0	0	1	0	0	0	0	0	1	8	0

W: Cody (12-2); L: Chamberlain (6-5)

#### San Francisco 5 - Nebraska 1

	1	2	3	4	5	6	7	8	9	R	H	E
Nebraska	0	0	0	1	0	0	0	0	0	1	5	2
San Francisco	0	3	0	0	0	1	1	0	X	5	6	0

W: Poreda (8-5); L: Watson (10-2); S: McGuigan (5)



A third-team All-American in 2006, Tony Watson was 10-2 with a 2.78 ERA in 100.1 innings of work. Watson was picked in the ninth round of the 2007 MLB Draft by the Pittsburgh Pirates and selected to the National League All-Star team in 2014.



Front row (from left): John Lee, Student Manager Brooks Wells, Mitch Abeita, Craig Corriston, Brett Sowers, Jeff Tezak, Bryce Nimmo, Zach Herr, DJ Belfonte, Andy Cotton, Nick Sullivan, Mark Hightower, Jake Mort. Second row: Assistant Coach Andy Sawyers, Assistant Coach Dave Bingham, Erik Bird, Andy Gerch, Dominic Piazza, Jeff Lanning, Andrew Brown, Jake Opitz, Luke Wertz, Eric Rose, Steve Edlefsen, Tim Radmacher, Graduate Manager Ryan Strain, Assistant Coach Justin Seely, Head Coach Mike Anderson. Third row: Thad Weber, Tim Scott, Dan Jennings, Mike Nihsen, Johnny Dorn, Charlie Shirek, Tony Watson, Brian Feekin, Mike Nesseth, Drew Bowman, Joe Broekemeier, Ryan Wehrle, Matt Foust.

**TEMPE REGIONAL (PACKARD STADIUM - TEMPE, ARIZ.)**

**UC Riverside 10 - Nebraska 5**

	1	2	3	4	5	6	7	8	9	R	H	E
Nebraska	1	0	0	0	0	1	0	3	0	5	11	0
UC Riverside	0	0	3	4	0	0	0	3	X	10	10	2

W: Simmons (11-3); L: Wertz (4-1)

**Nebraska 6 - Monmouth 5**

	1	2	3	4	5	6	7	8	9	R	H	E
Monmouth	0	0	0	0	0	4	0	1	0	5	7	0
Nebraska	0	0	0	1	0	0	5	0	X	6	10	0

W: Foust (2-4); L: Brach (3-8)

**Nebraska 11 - UC Riverside 1**

	1	2	3	4	5	6	7	8	9	R	H	E
UC Riverside	0	0	1	0	0	0	0	0	0	1	5	2
Nebraska	0	2	0	2	3	0	2	2	X	11	15	0

W: Dorn (10-3); L: Cassa (2-5)

**Arizona State 19 - Nebraska 7**

	1	2	3	4	5	6	7	8	9	R	H	E
Nebraska	2	0	1	0	0	1	3	0	0	7	11	3
Arizona State	4	2	0	0	3	0	6	4	X	19	23	1

W: Satow (12-3); L: Weber (1-2); S: Jarvis (11)

**2007**

32-27 Overall

14-13 Big 12

2-2 NCAA Tournament

No.	Name	Pos.	Yr.	Hometown
2	Jake Mort	INF	So.	Nebraska City, Neb.
3	Jake Opitz	INF	Jr.	Littleton, Colo.
4	DJ Belfonte	OF	Fr.	Kansas City, Mo.
6	Brett Sowers	INF	Fr.	Englewood, Colo.
8	Jeff Lanning	C	So.	Ankeny, Iowa
9	Steve Edlefsen	INF	Jr.	Bloomington, Minn.
11	Tony Watson	LHP	Jr.	Grimes, Iowa
12	Andy Gerch	OF	Jr.	Lincoln, Neb.
13	Mitch Abeita	C	Jr.	Dallas, Texas
14	Thad Weber	INF	Jr.	Friend, Neb.
15	Craig Corriston	UTL	Jr.	Paris, Texas
16	Andy Cotton	INF	Fr.	Lincoln, Neb.
17	Joe Broekemeier	RHP	Fr.	Aurora, Neb.
18	Andrew Brown	INF	Sr.	Carrollton, Texas
19	Jeff Tezak	INF	Jr.	San Diego, Calif.
20	Luke Wertz	RHP	Jr.	Parker, Colo.
21	Nick Sullivan	OF	So.	Arvada, Colo.
22	Jon Klausung	LHP	Jr.	Arvada, Colo.
23	Johnny Dorn	RHP	Jr.	Grand Island, Neb.
24	Bryce Nimmo	OF	Jr.	Cheyenne, Wyo.
25	Aaron Jarosh	OF	Fr.	Ankeny, Iowa
26	Dan Jennings	LHP	So.	West Des Moines, Iowa
28	Drew Bowman	LHP	So.	Morrison, Colo.
29	Wes Simmons	LHP	RFr.	Owasso, Okla.
30	Erik Bird	RHP	So.	Omaha, Neb.
31	Tim Radmacher	RHP	So.	Rosemount, Minn.
32	Mike Nihsen	RHP	RFr.	Ralston, Neb.
33	Sam Sharpe	RHP	Fr.	Louisburg, Kan.
34	Dominic Piazza	C	Fr.	Scottsdale, Ariz.
35	Tim Scott	LHP	RFr.	Ely, Minn.
36	Matt Foust	RHP	Jr.	Overland Park, Kan.
37	Zach Herr	LHP	So.	Omaha, Neb.
38	John Lee	OF	RFr.	Mason City, Iowa
40	Charlie Shirek	RHP	So.	Minot, N.D.
41	Mike Nesseth	RHP	Fr.	Windom, Minn.
43	Eric Rose	LHP	Fr.	Billings, Mont.
44	Brian Feekin	LHP	Fr.	Papillion, Neb.
45	Mark Hightower	C	Jr.	Elkhorn, Neb.
47	Drew Schwab	RHP	So.	LaVista, Neb.
48	Charlie Shaver	LHP	Fr.	Elkhorn, Neb.



Future Major Leaguer Andrew Brown hit .329 with 19 doubles and 10 home runs in 2007. Brown, an honorable-mention All-Big 12 pick, hit .343 during league play with 10 doubles, two triples, six home runs and 24 RBIs, all team highs.

# 2008

41-16-1 Overall  
17-9-1 Big 12  
1-2 NCAA Tournament

No.	Name	Pos.	Yr.	Hometown
2	Jake Mort	INF	Jr.	Nebraska City, Neb.
3	Jake Opitz	INF	Sr.	Littleton, Colo.
4	DJ Belfonte	OF	So.	Kansas City, Mo.
6	Brett Sowers	INF	RFr.	Englewood, Colo.
7	Tyler Rank	RHP	Fr.	Rochester, Minn.
8	Sean Yost	RHP	Fr.	Lincoln, Neb.
9	Dan Johnston	INF	Fr.	Papillion, Neb.
10	Drew Gray	C	Jr.	Archie, Mo.
11	Matt Freeman	RHP	Fr.	Omaha, Neb.
13	Mitch Abeita	C	Sr.	Dallas, Texas
14	Thad Weber	RHP	Sr.	Friend, Neb.
15	Craig Corriston	INF	Sr.	Paris, Texas
16	Andy Cotton	INF	RFr.	Lincoln, Neb.
17	Joe Broekemeier	RHP	RFr.	Aurora, Neb.
18	Casey Hauptman	RHP	Fr.	Omaha, Neb.
19	Jeff Tezak	INF	Sr.	San Diego, Calif.
20	Ben Kline	INF	Fr.	Omaha, Neb.
21	Nick Sullivan	OF	Jr.	Arvada, Colo.
22	Clay Cuno	OF	So.	New Bloomfield, Mo.
23	Johnny Dorn	RHP	Sr.	Grand Island, Neb.
24	Bryce Nimmo	OF	Sr.	Cheyenne, Wyo.
25	Erik Anderson	RHP	So.	Prairie Village, Kan.
26	Dan Jennings	LHP	Jr.	West Des Moines, Iowa
28	Joe Hatasaki	LHP	So.	Mountain View, Calif.
30	Erik Bird	RHP	Jr.	Omaha, Neb.
31	Ryan Christenson	LHP	Fr.	Gilbert, Ariz.
32	Tyler Farst	OF	So.	Cedar Park, Texas
33	Michael Mariot	RHP	Fr.	Southlake, Texas
35	Cody Neer	C	Jr.	Orlando, Fla.
37	Zach Herr	LHP	Jr.	Omaha, Neb.
39	Aaron Pribanic	RHP	Jr.	Plano, Texas
41	Mike Nesseth	RHP	RFr.	Windom, Minn.
43	Eric Rose	LHP	RFr.	Billings, Mont.



Front row (from left): Student Trainer Mike Nolan, Student Trainer Chad Pope, Andy Cotton, Erik Anderson, DJ Belfonte, Zach Herr, Jeff Tezak, Brett Sowers, Bryce Nimmo, Nick Sullivan, Joe Hatasaki, Michael Mariot, Ryan Christenson and Graduate Trainer Ryan Holleman. Second row: Volunteer Coach Nate Thompson, Assistant Coach Dave Bingham, Craig Corriston, Matt Freeman, Jake Mort, Dan Johnston, Tyler Farst, Ben Kline, Johnny Dorn, Thad Weber, Erik Bird, Jake Opitz, Mitch Abeita, Assistant Coach Eric Newman and Head Coach Mike Anderson. Third row: Student Manager Brooks Wells, Dan Jennings, Tyler Rank, Casey Hauptman, Mike Nesseth, Cody Neer, David Stewart, Sean Yost, Drew Gray, Aaron Pribanic, Clay Cuno, Joe Broekemeier, Eric Rose and Student Manager Matt Harvey.

### LINCOLN REGIONAL (HAWKS FIELD)

#### Nebraska 13 - Eastern Illinois 10

	1	2	3	4	5	6	7	8	9	R	H	E
Eastern Illinois	0	0	2	3	0	2	0	0	3	10	13	1
Nebraska	2	0	1	4	2	1	1	2	X	13	16	0

W: Weber (9-4); L: Morrell (5-2)

#### UC Irvine 3 - Nebraska 2

	1	2	3	4	5	6	7	8	9	R	H	E
Nebraska	0	0	2	0	0	0	0	0	0	2	4	1
UC Irvine	0	1	1	0	1	0	0	0	X	3	11	0

W: Bibona (9-3); L: Dorn (6-2); S: Pettis (17)

#### Oral Roberts 8 - Nebraska 0

	1	2	3	4	5	6	7	8	9	R	H	E
Nebraska	0	0	0	0	0	0	0	0	0	0	2	0
Oral Roberts	1	1	4	1	0	1	0	0	X	8	15	1

W: Minissale (3-3); L: Weber (9-5)



A third-team All-American in 2008, senior Johnny Dorn was 6-2 with a 2.45 ERA and 102 strikeouts. The Grand Island, Neb., native ranks second all-time at Nebraska in wins (37), innings pitched (386.2), strikeouts (298) and starts (58).



Front row (from left): Graduate Athletic Trainer Davey LaCroix, Ty Kildow, Wes Edrington, Quinn McGill, Matt Leuty, Taylor Fish, Jake Placzek, Steven Reveles, Student Athletic Trainer Ryan Cooney. Second row: Assistant Director of Operations Brian Gehringer, Tanner Lubach, Christian Cox, Kyle Kubat, Colton Howell, Michael Klein, Grant Gamble, Bryce Only, Michael Pritchard, Tyler King, Josh Roeder, Pat Kelly, Athletic Trainer Jerry Weber. Third row: Head Coach Darin Erstad, Associate Head Coach Will Bolt, Pitching Coach Ted Silva, Student Manager Ken Harvey, Jake Hohensee, Ryan Boldt, Bob Greco, Blake Headley, Max Knutson, Derek Burkamper, Graduate Manager Brad Smith, Director of Operations Curtis Ledbetter, Volunteer Assistant Jeff Christy. Back row: Austin Darby, Ben Miller, Luke Bublitz, Zach Hirsch, Austin Christensen, Jeff Chesnut, Christian DeLeon, Aaron Bummer, Chance Sinclair.

**STILLWATER REGIONAL (REYNOLDS STADIUM - STILLWATER, OKLA.)**

**Cal State Fullerton 5 - Nebraska 1**

	1	2	3	4	5	6	7	8	9	R	H	E
Fullerton	0	0	0	0	0	0	1	4	0	5	5	1
Nebraska	0	0	0	0	0	1	0	0	0	1	9	1

W: Gauna (5-2); L: Hirsch (4-2)

**Nebraska 8 - Binghamton 6**

	1	2	3	4	5	6	7	8	9	R	H	E
Nebraska	3	1	0	0	1	0	0	0	3	8	14	1
Binghamton	0	0	0	3	0	3	0	0	0	6	10	1

W: Hirsch (5-2); L: Ostner (3-2)

**Cal State Fullerton 4 - Nebraska 3**

	1	2	3	4	5	6	7	8	9	R	H	E
Nebraska	0	0	0	1	0	2	0	0	0	3	8	3
Fullerton	2	0	0	0	0	0	2	0	X	4	5	0

W: Wiest (5-4); L: Bummer (7-5); S: Davis (7)

2014

41-21 Overall  
18-6 Big Ten  
1-2 NCAA Tournament

No.	Name	Pos.	Yr.	Hometown
1	Ty Kildow	OF	Sr.	Omaha, Neb.
2	Derek Burkamper	RHP	Fr.	Muscataine, Iowa
3	Matt Leuty	UTL	Fr.	Shoreview, Minn.
4	Michael Pritchard	OF	Sr.	Omaha, Neb.
5	Steven Reveles	INF	Jr.	Santa Barbara, Calif.
6	Bryce Only	INF	Fr.	Algonquin, Ill.
8	Tanner Lubach	C	Jr.	Lincoln, Neb.
9	Pat Kelly	INF	Jr.	Red Wing, Minn.
10	Christian Cox	OF/LHP	Jr.	Aberdeen, S.D.
11	Bob Greco	RHP	Sr.	Papillion, Neb.
13	Josh Roeder	RHP	Jr.	Plano, Texas
14	Wes Edrington	INF	So.	Fishers, Ind.
16	Chance Sinclair	RHP	Jr.	Spring Hill, Kan.
18	Aaron Bummer	LHP	Jr.	Peoria, Ariz.
19	Luke Bublitz	RHP	Sr.	Thornton, Colo.
20	Max Knutson	LHP	Fr.	Arden Hills, Minn.
21	Ryan Boldt	OF	Fr.	Red Wing, Minn.
22	Blake Headley	INF	Jr.	Omaha, Neb.
23	Jake Placzek	INF	So.	La Vista, Neb.
25	Colton Howell	RHP	So.	O'Fallon, Mo.
27	Beau Fandel	C	Fr.	Forest Lake, Minn.
28	Jeff Chesnut	RHP	So.	Omaha, Neb.
29	Michael Klein	RHP/INF	Fr.	Highlands Ranch, Colo.
31	Kyle Kubat	LHP	Jr.	Waterloo, Neb.
32	Tyler King	LHP	Sr.	Republic, Mo.
33	Christian DeLeon	RHP	Sr.	Richmond, Texas
34	Austin Christensen	1B/LHP	So.	Cedar Rapids, Iowa
37	Grant Gamble	LHP	Fr.	Fort Collins, Colo.
38	Jake Hohensee	RHP	Fr.	Lincoln, Neb.
40	Quinn McGill	OF	Fr.	Wahoo, Neb.
41	Austin Darby	OF	Jr.	Colorado Springs, Colo.
44	Ben Miller	LHP/1B	Fr.	Clive, Iowa
45	Taylor Fish	C	So.	Kearney, Neb.
57	Zach Hirsch	LHP	Sr.	St. Charles, Ill.



In front of 10,424 fans at TD Ameritrade Park, Michael Pritchard scored the game-winning run in a ninth-inning rally against Ohio State at the Big Ten Tournament. A first-team All-Big Ten pick in 2014, Pritchard hit .314 with 21 doubles, four triples, three home runs and 39 RBIs.

# 2016

37-22 Overall  
16-8 Big Ten  
0-2 NCAA Tournament

No.	Name	Pos.	Yr.	Hometown
1	Jeff Chesnut	RHP	Sr.	Omaha, Neb.
2	Derek Burkamper	RHP	Jr.	Muscatine, Iowa
3	Alex Henwood	INF	Fr.	Appleton, Wis.
4	Jake Meyers	LHP/OF	So.	Omaha, Neb.
5	Steven Reveles	INF	Sr.	Santa Barbara, Calif.
6	Jake Schleppebach	INF	Jr.	Lincoln, Neb.
7	Elijah Dilday	OF	So.	St. Charles, Mo.
8	Jesse Wilkening	C	Fr.	Cedar Lake, Ind.
10	Matt Waldron	RHP	Fr.	Omaha, Neb.
11	Scott Schreiber	INF	So.	Menasha, Wis.
13	Chad Luensmann	RHP	Fr.	Altoona, Pa.
14	Angelo Altavilla	INF	Fr.	Lakeville, Minn.
16	Cole Klemke	OF	Fr.	San Diego, Calif.
18	Nate Fisher	LHP	So.	Yutan, Neb.
19	Luis Alvarado	INF/OF	So.	Salinas, Puerto Rico
20	Max Knutson	LHP	Jr.	Arden Hills, Minn.
21	Ryan Boldt	OF	Jr.	Red Wing, Minn.
22	Ben Klenke	UTL	Fr.	Seward, Neb.
23	Jake Placzek	INF	Sr.	La Vista, Neb.
24	Zack Engelken	RHP	So.	Overland Park, Kan.
25	Colton Howell	RHP	Sr.	O'Fallon, Mo.
26	Tommy West	LHP	RFr.	Omaha, Neb.
27	Mitch Steinhoff	LHP	RFr.	Crete, Neb.
28	Brady Childs	C	Jr.	Overland Park, Kan.
29	Sean Chandler	RHP	Fr.	Bellevue, Neb.
30	Reece Eddins	RHP	So.	Lee's Summit, Mo.
32	Mike Waldron	RHP	Fr.	Omaha, Neb.
33	Jake McSteen	LHP	RFr.	Great Falls, Va.
35	AJ Johnson	OF	Fr.	Mountain View, Calif.
36	Garett King	RHP	So.	Anaheim Hills, Calif.
38	Jake Hohensee	RHP	Jr.	Lincoln, Neb.
44	Ben Miller	1B/LHP	Jr.	Clive, Iowa
45	Taylor Fish	C	Sr.	Kearney, Neb.
47	Robbie Palkert	RHP	Fr.	Golden Valley, Minn.
48	Byron Hood	RHP	RFr.	Roca, Neb.
54	Ryan Connolly	LHP	Fr.	Castle Rock, Colo.
55	Ethan Frazier	RHP	Fr.	Lee's Summit, Mo.



Front row (from left): Assistant Director of Operations Pat Crowe, Brady Childs, Jake Placzek, Alex Henwood, Jake Schleppebach, Steven Reveles, Jesse Wilkening, Strength Coach Lucas Novotny. Second row: Head Athletic Trainer Jerry Weber, Student Manager Jake Baker, Cole Klemke, Angelo Altavilla, Jake Meyers, Mitch Steinhoff, Byron Hood, Jake McSteen, AJ Johnson, Taylor Fish, Graduate Manager Jeff Tezak, Graduate Assistant Athletic Trainer Tanner Fowler. Third row: Head Coach Darin Erstad, Assistant Head Coach Mike Kirby, Ethan Frazier, Derek Burkamper, Ryan Boldt, Nate Fisher, Matt Waldron, Robbie Palkert, Colton Howell, Ben Klenke, Associate Head Coach Ted Silva, Volunteer Assistant Brad Smith, Director of Operations Curtis Ledbetter. Fourth row: Mike Waldron, Scott Schreiber, Tommy West, Ryan Connolly, Jeff Chesnut, Reece Eddins, Chad Luensmann, Sean Chandler, Zack Engelken, Luis Alvarado, Garett King, Ben Miller, Max Knutson. Not pictured: Elijah Dilday, Jake Hohensee.

### CLEMSON REGIONAL (DOUG KINGSMORE STADIUM)

#### Oklahoma State 6 - Nebraska 0

	1	2	3	4	5	6	7	8	9	R	H	E
Nebraska	0	0	0	0	0	0	0	0	0	0	6	0
Oklahoma State	2	0	2	1	0	0	1	0	X	6	13	0

W: Hatch (7-2); L: Waldron (7-3)

#### Western Carolina 4 - Nebraska 1

	1	2	3	4	5	6	7	8	9	R	H	E
Western Carolina	1	0	0	0	0	1	0	2	0	4	13	2
Nebraska	0	0	0	1	0	0	0	0	0	1	5	0

W: Nail (5-6); L: Eddins (4-3); S: Nobles (5)



Jeff Chesnut set a school record for career appearances in 2016 with 92.



Front row (from left): Student Athletic Trainer Zach Turner, Jake Schleppebach, Jesse Wilkening, Alex Henwood, Mojo Hagge, Brady Childs, Alex Raburn, Student Athletic Trainer Renee Craft. Second row: Equipment Manager Kyle Kotrous, Angelo Altavilla, Joe Acker, Jake McSteen, Matt Warren, Zac Repinski, Brison Cronenbold, Carter Cross, Jake Meyers, AJ Johnson, Assistant Director of Operations Pat Crowe, Head Athletic Trainer Jerry Weber, Strength Coach Lucas Novotny. Third row: Head Coach Darin Erstad, Student Manager Jake Baker, Director of Operations Curtis Ledbetter, Associate Head Coach Ted Silva, Paul Tillotson, Byron Hood, Luke Roskam, Ethan Frazier, Jake Hohensee, Nate Fisher, Mitch Steinhoff, Ben Klenke, Undergraduate Student Assistant Pat Kelly, Volunteer Assistant Jeff Tezak, Assistant Head Coach Mike Kirby. Fourth row: Scott Schreiber, Jeff Athey, Ben Miller, Matt Waldron, Chad Luensmann, Reece Eddins, Sean Chandler, Zack Engelken, Luis Alvarado, Robbie Palkert, Connor Curry, Mike Waldron, Derek Burkamper.

**CORVALLIS REGIONAL (GOSS STADIUM)**

**Yale 5 - Nebraska 1**

	1	2	3	4	5	6	7	8	9	R	H	E
Yale	2	1	0	1	0	1	0	0	0	5	12	0
Nebraska	1	0	0	0	0	0	0	0	0	1	6	0

W: Politz (11-2); L: Meyers (8-2)

**Holy Cross 7 - Nebraska 4**

	1	2	3	4	5	6	7	8	9	R	H	E
Nebraska	0	0	0	2	0	0	0	2	0	4	10	2
Holy Cross	2	0	0	0	3	2	0	0	X	7	12	0

W: Capen (6-1); L: Burkamper (6-6)

**2017**

35-22-1 Overall

16-7-1 Big Ten

0-2 NCAA Tournament

**Big Ten Regular Season Champions**

No.	Name	Pos.	Yr.	Hometown
1	Zac Repinski	OF	Jr.	Prior Lake, Minn.
2	Derek Burkamper	RHP	Sr.	Muscatine, Iowa
3	Alex Henwood	INF	So.	Appleton, Wis.
4	Jake Meyers	LHP/OF	Jr.	Omaha, Neb.
5	Joe Acker	OF	Fr.	Waukesha, Wis.
6	Jake Schleppebach	INF	Sr.	Lincoln, Neb.
7	Angelo Altavilla	INF	So.	Lakeville, Minn.
8	Jesse Wilkening	C	So.	Cedar Lake, Ind.
10	Matt Waldron	RHP	So.	Omaha, Neb.
11	Scott Schreiber	OF	Jr.	Menasha, Wis.
13	Chad Luensmann	RHP	So.	Altoona, Pa.
14	Alex Raburn	INF	Sr.	Durham, N.C.
16	Cole Klemke	OF	So.	San Diego, Calif.
18	Nate Fisher	LHP	So.	Yutan, Neb.
19	Luis Alvarado	OF/RHP	Jr.	Salinas, Puerto Rico
20	Paul Tillotson	RHP	Fr.	Monument, Colo.
21	Brison Cronenbold	INF	Jr.	Thousand Oaks, Calif.
22	Ben Klenke	UTL	RFr.	Seward, Neb.
23	Jeff Athey	INF	Fr.	Eden Prairie, Minn.
24	Zack Engelken	RHP	Jr.	Overland Park, Kan.
25	Luke Roskam	UTL	Fr.	Chaska, Minn.
26	Carter Cross	OF	Fr.	Fairview, Pa.
27	Mitch Steinhoff	LHP	So.	Crete, Neb.
28	Brady Childs	C	Sr.	Overland Park, Kan.
29	Sean Chandler	RHP	So.	Bellevue, Neb.
30	Reece Eddins	RHP	Jr.	Lee's Summit, Mo.
32	Mike Waldron	INF	So.	Omaha, Neb.
33	Jake McSteen	LHP	So.	Great Falls, Va.
34	Matt Warren	RHP	Sr.	Omaha, Neb.
35	AJ Johnson	OF	So.	Mountain View, Calif.
37	Connor Curry	LHP	Fr.	Lincoln, Neb.
38	Jake Hohensee	RHP	Jr.	Lincoln, Neb.
39	Mojo Hagge	OF	Fr.	Omaha, Neb.
44	Ben Miller	1B/LHP	Sr.	Clive, Iowa
47	Robbie Palkert	RHP	So.	Golden Valley, Minn.
48	Byron Hood	RHP	So.	Roca, Neb.
55	Ethan Frazier	RHP	So.	Lee's Summit, Mo.



Nebraska captured its first Big Ten regular-season title in 2017 with a 16-7-1 mark in conference play. In the regular-season finale at Penn State, the Huskers routed the Nittany Lions by a 21-3 margin.

Nebraska 1, Kansas 0 (April 20, 1954)

Kansas	AB	R	H	BI	Nebraska	AB	R	H	BI
Pulliam, 2b	3	0	0	0	D. Rolston, ss	2	0	0	1
Hoglund, 3b	3	0	0	0	N. Coufal, ss	1	0	0	0
Cohn, rf	3	0	0	0	V. Gottsch, 3b	4	0	1	0
Allison, cf	3	0	0	0	F. Seger, 2b	3	0	1	0
Trombold, 1b	3	0	0	0	R. Novak, 1b	3	0	0	0
Perry, lf	3	0	0	0	B. Giles, lf	2	0	0	0
Aunest, c	3	0	0	0	D. Becker, rf	3	0	0	0
Heitholt, ss	3	0	0	0	J. Cederdahl, cf	2	1	1	0
Brose, p	2	0	0	0	M. Backhaus, c	2	0	0	0
Hikon, ph	1	0	0	0	R. Geier, p	2	0	0	0
Totals	27	0	0	0	Totals	24	1	3	1

Teams	123	456	789	R	H	E	
Kansas	000	000	000	-	0	0	0
Nebraska	000	100	00X	-	1	3	0

Kansas	IP	H	R	ER	BB	SO
Brose (L)	8	3	1	1	5	3

Nebraska	IP	H	R	ER	BB	SO
Richard Geier (W)	9	0	0	0	0	10



**Game Summary:** Richard Geier tossed a nine-inning perfect game against Kansas on April 20, 1954. Geier struck out 10 on the way to retiring 27 consecutive batters. The Huskers scored their lone run when shortstop Dirkes Rolston walked with the bases loaded in the fourth to score center fielder James Cederdahl.

Nebraska 3, Kansas 0 (May 3, 1980)

Kansas	AB	R	H	BI	Nebraska	AB	R	H	BI
Jeltz, 2b	3	0	0	0	G. Schafer, 2b	2	1	0	0
Riley, rf	3	0	0	0	C. Chavez, ss	3	0	2	1
Lewallen, cf	3	0	0	0	J. Hunter, dh	3	0	0	0
Gundelfinger, dh	2	0	0	0	J. Scherger, lf	3	0	0	0
Gray, 1b	2	0	0	0	S. Haas, cf	2	0	0	0
Graham, c	2	0	0	0	M. Prior, 3b	2	0	1	0
Gile, 3b	0	0	0	0	S. Oakley, rf	3	0	0	0
Hibbs, ss	2	0	0	0	S. Stanicek, 1b	1	1	0	0
Wright, lf	2	0	0	0	M. Haas, c	2	1	1	2
Ritscher, 2b	2	0	0	0					
Totals	21	0	0	0	Totals	21	3	4	3


Teams	123	456	7	R	H	E	
Kansas	000	000	0	-	0	0	0
Nebraska	002	010	X	-	3	4	0

Kansas	IP	H	R	ER	BB	SO
Hicks (L, 2-4)	6	4	3	3	4	3

Nebraska	IP	H	R	ER	BB	SO
Cliff Faust (W, 7-1)	7	0	0	0	0	5



**Game Summary:** After plowing his way through Kansas' first 20 batters, (and having only four Jayhawks hit the ball out of the infield) senior pitcher Cliff Faust must have thought he was seeing his perfect game slip away. The Jayhawks' Dick Lewallen came to the plate with two outs in the seventh (and final inning) and promptly hit a sinking line drive into left field. But left fielder Joe Scherger made a diving grab to save Faust's perfect game. Outside of Lewallen's game ender, no other Jayhawk made a serious bid to reach base.



Cliff Faust won 22 games for the Huskers from 1977 to 1980 and had eight complete games.

## Nebraska Boasts Three Individual No-Hitters and Four Combined No-Hitters

## THREE INDIVIDUAL NO-HITTERS

**Oklahoma 1, Nebraska 0  
(May 18, 1957)**

Teams	123	456	7		R	H	E
Oklahoma	010	000	0	-	1	0	1
Nebraska	000	000	0	-	0	3	2

Oklahoma	IP	H	R	ER	BB	SO
Tony Risinger (W)	7	3	0	0	2	4

Nebraska	IP	H	R	ER	BB	SO
Dwight Siebler (L)	7	0	1	0	3	9

**Game Summary:** Dwight Siebler hurled a seven-inning no-hitter against Oklahoma, but was tagged with the loss. A throwing error by Siebler in the second inning on a bunt allowed the game's only run to score.

**Nebraska 21, Austin College 0  
(March 15, 1978)**

Teams	123	456		R	H	E
Austin	000	000	-	0	0	3
Nebraska	203	01(15)	-	21	17	1

Austin College	IP	H	R	ER	BB	SO
Ventucci (L)	5	7	8	8	9	1
Broach	1	10	13	12	2	0

Nebraska	IP	H	R	ER	BB	SO
Tim Burke (W)	6	0	0	0	4	8

**Game Summary:** The Huskers scored 15 runs in the bottom of the sixth inning to give future Major League All-Star Tim Burke a six-inning no-hitter.

**Nebraska 5, Oklahoma 0  
(April 5, 1981)**

Teams	123	456	7		R	H	E
Oklahoma	000	000	0	-	0	0	2
Nebraska	101	030	X	-	5	8	2

Oklahoma	IP	H	R	ER	BB	SO
Bruce Hinz (L)	5	7	5	4	3	1
Scott Dean	1	1	0	0	0	0

Nebraska	IP	H	R	ER	BB	SO
Anthony Kelley (W)	7	0	0	0	3	7

**Game Summary:** Freshman Anthony Kelley made his first career conference victory a memorable one, tossing a no-hitter against Oklahoma. Kelley was never in any serious trouble as he struck out seven, while walking three. Steve Stanicek provided the offensive punch, slugging a two-run homer.



## FOUR COMBINED NO-HITTERS

**Nebraska 10, Dana College (April 17, 1978)**

Nebraska Pitchers	IP	H	R	ER	BB	SO
Tim Pettit	4	0	0	0	2	3
Mark DiBenedetti	1	0	0	0	1	2

**Nebraska 25, Missouri Western 0 (March 5, 1986)**

Nebraska Pitchers	IP	H	R	ER	BB	SO
Phil Harrison	6	0	0	0	2	10
Rocky Johnson	2	0	0	0	1	1
Kevin Merrill	1	0	0	0	0	0

**Nebraska 15, Peru State 0 (March 6, 1993)**

Nebraska Pitchers	IP	H	R	ER	BB	SO
Tom Bergan	3	0	0	0	1	3
Casey Deskins	3	0	0	0	2	5
Troy Brohawn	1	0	0	0	1	2
Steve Boyd	2	0	0	0	1	1



**Nebraska 3, Arkansas 0 (April 16, 2013)**

Nebraska Pitchers	IP	H	R	ER	BB	SO
Kyle Kubat	5	0	0	0	1	3
Tyler Niederklein	2.1	0	0	0	1	1
Dylan Vogt	1.2	0	0	0	1	1

## Last Time Nebraska was No-Hit

**Missouri 13, Nebraska 0 (May 3, 1981)**

Missouri Pitcher	IP	H	R	ER	BB	SO
Jim Maddock	7	0	0	0	3	4



36 Huskers have played in a Major League Baseball Game  
9 World Series Rings • 9 All-Star Selections • 9 Gold Glove Awards

**BOB CERV (PLAYED AT NEBRASKA: 1947-50)**

**MLB Career: 1951-62**  
Kansas City Athletics, New York Yankees, Los Angeles Angels, Houston Astros

**Honors**  
World Series Champion (1956)  
All-Star (1958)

Year	Team	G	AVG	AB	R	H	2B	3B	HR	RBI	BB	SO	SB
1951	NY-AL	12	.214	28	4	8	1	0	0	2	4	6	0
1952	NY-AL	36	.241	87	11	21	3	2	1	8	9	22	0
1953	NY-AL	8	.000	6	0	0	0	0	0	1	1	1	0
1954	NY-AL	56	.260	100	14	26	6	0	5	13	11	17	0
1955	NY-AL	55	.341	85	17	29	4	2	3	22	7	16	4
1956	NY-AL	54	.304	115	16	35	5	6	3	25	18	13	0
1957	KC-AL	124	.272	345	35	94	14	2	11	44	20	57	1
1958	KC-AL	141	.305	515	93	157	20	7	38	104	50	82	3
1959	KC-AL	125	.285	463	61	132	22	4	20	87	35	87	3
1960	KC-AL	23	.256	78	14	20	1	1	6	12	10	17	0
	NY-AL	87	.250	216	32	54	11	1	8	28	30	36	0
1961	LA-AL	18	.271	57	3	9	3	0	2	6	1	8	0
	NY-AL	57	.271	118	17	32	5	1	6	20	12	17	1
1962	NY-AL	14	.118	17	1	2	1	0	0	2	2	3	0
	Hou-NL	19	.226	31	2	7	0	0	2	3	2	10	0
<b>Totals</b>	<b>12 Years</b>	<b>829</b>	<b>.276</b>	<b>2,261</b>	<b>320</b>	<b>624</b>	<b>96</b>	<b>28</b>	<b>105</b>	<b>374</b>	<b>323</b>	<b>392</b>	<b>12</b>

**DWIGHT SIEBLER (PLAYED AT NEBRASKA: 1957-58)**

**MLB Career: 1963-67**  
Minnesota Twins

Year	Team	W-L	SV	ERA	G	GS	CG	SH	IP	H	BB	SO
1963	Min-AL	2-1	0	2.79	7	5	2	0	38.2	25	12	22
1964	Min-AL	0-0	0	4.91	9	0	0	0	11.0	10	6	10
1965	Min-AL	0-0	0	4.20	7	1	0	0	15.0	11	11	15
1966	Min-AL	2-2	1	3.44	23	2	0	0	49.2	47	14	24
1967	Min-AL	0-0	0	3.00	2	0	0	0	3.0	4	1	0
<b>Totals</b>	<b>5 Years</b>	<b>4-3</b>	<b>1</b>	<b>3.45</b>	<b>48</b>	<b>8</b>	<b>2</b>	<b>0</b>	<b>117.1</b>	<b>97</b>	<b>44</b>	<b>71</b>



Bob Cerv (right), shown here with Hall of Famer Joe DiMaggio, spent 12 years in the majors and played in four World Series with the New York Yankees.

**STAN BAHNSEN (PLAYED AT NEBRASKA: 1965)**

**MLB Career: 1966-82**  
New York Yankees, Chicago White Sox, Oakland Athletics, Montreal Expos, California Angels, Philadelphia Phillies

**Honors**  
American League Rookie of the Year (1968)

Year	Team	W-L	SV	ERA	G	GS	CG	SH	IP	H	R	ER	BB	SO
1966	NY-AL	1-1	1	3.52	4	3	1	0	23	15	9	9	7	16
1968	NY-AL	17-12	0	2.05	37	34	10	1	267.1	216	72	61	68	162
1969	NY-AL	9-16	1	3.83	40	33	5	2	220.2	222	102	94	90	130
1970	NY-AL	14-11	0	3.33	36	35	6	2	232.2	227	100	86	75	116
1971	NY-AL	14-12	0	3.35	36	34	14	3	242	221	99	90	72	110
1972	Chi-AL	21-16	0	3.60	43	41	5	1	252.1	263	107	101	73	157
1973	Chi-AL	18-21	0	3.57	42	42	14	4	282.1	290	128	112	117	120
1974	Chi-AL	12-15	0	4.70	38	35	10	1	216.1	230	128	113	110	102
1975	Chi-AL	4-6	0	6.01	12	12	2	0	67.1	78	49	45	40	31
	Oak-AL	6-7	0	3.24	21	16	2	0	100	88	42	36	37	49
1976	Oak-AL	8-7	0	3.34	35	14	1	1	143	124	55	53	43	82
1977	Oak-AL	1-2	1	6.14	11	2	0	0	22	24	76	68	13	21
	Mon-NL	8-9	0	4.81	23	22	3	1	127.1	142	16	15	38	58
1978	Mon-NL	1-5	7	3.84	44	1	0	0	75	74	35	32	31	44
1979	Mon-NL	3-1	5	3.15	55	0	0	0	94.1	80	34	33	42	71
1980	Mon-NL	7-6	4	3.05	57	0	0	0	91.1	80	40	31	33	48
1981	Mon-AL	2-1	1	4.96	25	3	0	0	49	45	27	27	24	28
1982	Cal-AL	0-1	0	4.66	7	0	0	0	9.2	13	6	5	8	5
	Phi-NL	0-0	0	1.35	8	0	0	0	13.1	8	2	2	3	9
<b>Totals</b>	<b>16 Years</b>	<b>146-149</b>	<b>20</b>	<b>3.60</b>	<b>574</b>	<b>327</b>	<b>73</b>	<b>16</b>	<b>2529.0</b>	<b>2,440</b>	<b>1,127</b>	<b>1,013</b>	<b>924</b>	<b>1,359</b>

**GARY NEIBAUER (PLAYED AT NEBRASKA: 1965-66)**

**MLB Career: 1969-73**  
Atlanta Braves, Philadelphia Phillies

Year	Team	W-L	SV	ERA	G	GS	CG	SH	IP	H	R	ER	BB	SO
1969	Atl-NL	1-2	0	3.90	29	0	0	0	57.2	42	28	25	31	42
1970	Atl-NL	0-3	0	4.97	7	0	0	0	12.1	11	7	7	8	9
1971	Atl-NL	1-0	1	2.14	6	1	0	0	21	14	5	5	9	6
1972	Atl-NL	0-0	0	7.27	8	0	0	0	17.1	27	15	14	6	8
	Phi-NL	0-2	0	5.30	9	2	0	0	18.2	17	12	11	14	7
1973	Atl-NL	2-1	0	7.17	16	1	0	0	21.1	24	19	17	19	9
<b>Totals</b>	<b>5 Years</b>	<b>4-8</b>	<b>1</b>	<b>4.78</b>	<b>75</b>	<b>4</b>	<b>0</b>	<b>0</b>	<b>148.2</b>	<b>135</b>	<b>86</b>	<b>79</b>	<b>87</b>	<b>81</b>

**RYAN KUROSAKI (PLAYED AT NEBRASKA: 1971-73)**

**MLB Career: 1975**  
St. Louis Cardinals

**Honors**  
First Asian-American to play Major League Baseball

Year	Team	W-L	SV	ERA	G	GS	CG	SH	IP	H	R	ER	BB	SO
1975	StL-NL	0-0	0	7.62	7	0	0	0	13	15	11	11	7	6
<b>Totals</b>	<b>1 Year</b>	<b>0-0</b>	<b>0</b>	<b>7.62</b>	<b>7</b>	<b>0</b>	<b>0</b>	<b>0</b>	<b>13</b>	<b>15</b>	<b>11</b>	<b>11</b>	<b>7</b>	<b>6</b>

**PETE O'BRIEN (PLAYED AT NEBRASKA: 1978-79)**

**MLB Career: 1982-93**  
Texas Rangers, Cleveland Indians, Seattle Mariners

Year	Team	G	AVG	AB	R	H	2B	3B	HR	RBI	BB	SO	SB
1982	Tex-AL	20	.239	67	13	16	4	1	4	13	6	8	1
1983	Tex-AL	154	.237	524	53	124	24	5	8	53	58	62	5
1984	Tex-AL	142	.287	520	57	149	26	2	18	80	53	50	3
1985	Tex-AL	159	.267	573	69	153	34	3	22	92	69	53	5
1986	Tex-AL	156	.290	551	86	160	23	3	23	90	87	66	4
1987	Tex-AL	159	.286	569	84	163	26	1	23	88	59	61	0
1988	Tex-AL	156	.272	547	57	149	24	1	16	71	72	73	1
1989	Cle-AL	155	.260	554	75	144	24	1	12	55	83	48	3
1990	Sea-AL	108	.224	366	32	82	18	0	5	27	44	33	0
1991	Sea-AL	152	.248	560	58	139	29	3	17	88	44	61	0
1992	Sea-AL	134	.222	396	40	88	15	1	14	52	40	27	2
1993	Sea-AL	72	.257	210	30	54	7	0	7	27	26	21	0
<b>Totals</b>	<b>12 Years</b>	<b>1,567</b>	<b>.261</b>	<b>5,437</b>	<b>654</b>	<b>1,421</b>	<b>254</b>	<b>21</b>	<b>169</b>	<b>736</b>	<b>641</b>	<b>563</b>	<b>24</b>

**TIM BURKE (PLAYED AT NEBRASKA: 1978-80)**

**MLB Career: 1985-92**

Montreal Expos, New York Mets, New York Yankees

**Honors**

All-Star (1989)

Year	Team	W-L	SV	ERA	G	GS	CG	SH	IP	H	R	ER	BB	SO
1985	Mon-NL	9-4	8	2.39	78	0	0	0	120.1	86	32	32	44	87
1986	Mon-NL	9-7	4	2.93	68	2	0	0	101.1	103	37	33	46	82
1987	Mon-NL	7-0	18	1.19	55	0	0	0	91	64	18	12	17	58
1988	Mon-NL	3-5	18	3.40	61	0	0	0	82	84	36	31	25	42
1989	Mon-NL	9-3	28	2.55	68	0	0	0	84.2	68	24	24	22	54
1990	Mon-NL	2-2	20	2.52	58	0	0	0	75	71	29	21	21	47
1991	Mon-NL	3-4	5	4.11	37	0	0	0	46	41	21	14	14	25
	NY-NL	3-3	1	2.75	35	0	0	0	55.2	55	17	12	12	34
1992	NY-NL	1-2	0	5.74	15	0	0	0	15.2	26	15	10	3	7
	NY-AL	2-2	0	3.25	23	0	0	0	27.2	26	14	10	15	8
<b>Totals</b>	<b>8 Years</b>	<b>49-33</b>	<b>102</b>	<b>2.72</b>	<b>498</b>	<b>2</b>	<b>0</b>	<b>0</b>	<b>699.1</b>	<b>624</b>	<b>251</b>	<b>211</b>	<b>219</b>	<b>444</b>

**STEVE STANICEK (PLAYED AT NEBRASKA: 1980-82)**

**MLB Career: 1987, 1989**

Milwaukee Brewers, Philadelphia Phillies

Year	Team	G	AVG	AB	R	H	2B	3B	HR	RBI	BB	SO	SB
1987	Mil-AL	4	.286	7	2	2	0	0	0	0	0	2	0
1989	Phi-NL	9	.111	9	0	1	0	0	0	1	0	3	0
<b>Totals</b>	<b>2 Years</b>	<b>13</b>	<b>.188</b>	<b>16</b>	<b>2</b>	<b>3</b>	<b>0</b>	<b>0</b>	<b>0</b>	<b>1</b>	<b>0</b>	<b>5</b>	<b>0</b>

**BOB SEBRA (PLAYED AT NEBRASKA: 1981-83)**

**MLB Career: 1985-90**

Montreal Expos, Texas Rangers, Philadelphia Phillies, Chicago Cubs, Milwaukee Brewers

Year	Team	W-L	SV	ERA	G	GS	CG	SH	IP	H	R	ER	BB	SO
1985	Tex-AL	0-2	0	7.52	7	4	0	0	20.1	26	17	17	14	13
1986	Mon-NL	5-5	0	3.55	17	13	3	1	91.1	82	39	36	25	66
1987	Mon-NL	6-15	0	4.42	36	27	4	1	177.1	184	99	87	67	156
1988	Phi-NL	1-2	0	7.94	3	3	0	0	11.1	15	11	10	10	7
1989	Phi-NL	2-3	0	4.46	6	5	0	0	34.1	41	20	17	10	21
	Cin-NL	0-0	1	6.43	15	0	0	0	21	24	16	15	18	14
1990	Mil-AL	1-2	0	8.18	10	0	0	0	11	20	10	10	5	4
<b>Totals</b>	<b>6 Years</b>	<b>15-29</b>	<b>1</b>	<b>4.71</b>	<b>94</b>	<b>52</b>	<b>7</b>	<b>2</b>	<b>366.2</b>	<b>392</b>	<b>212</b>	<b>192</b>	<b>149</b>	<b>281</b>

**BILL MCGUIRE (PLAYED AT NEBRASKA: 1983-85)**

**MLB Career: 1988-89**

Seattle Mariners

Year	Team	G	AVG	AB	R	H	2B	3B	HR	RBI	BB	SO	SB
1988	Sea-AL	9	.188	16	1	3	0	0	0	2	3	2	0
1989	Sea-AL	14	.179	28	2	5	0	0	1	4	2	6	0
<b>Totals</b>	<b>2 Years</b>	<b>23</b>	<b>.182</b>	<b>44</b>	<b>3</b>	<b>8</b>	<b>0</b>	<b>0</b>	<b>1</b>	<b>6</b>	<b>5</b>	<b>8</b>	<b>0</b>

**KIP GROSS (PLAYED AT NEBRASKA: 1986)**

**MLB Career: 1990-93, 1999-2000**

Cincinnati Reds, Los Angeles Dodgers, Boston Red Sox, Houston Astros

**Honors**

World Series Champion (1990)

Year	Team	W-L	SV	ERA	G	GS	CG	SH	IP	H	R	ER	BB	SO
1990	Cin-NL	0-0	0	4.26	5	0	0	0	6.1	6	3	3	2	3
1991	Cin-NL	6-4	0	3.47	29	9	1	0	85.2	93	43	33	40	40
1992	Cin-NL	1-1	0	4.18	16	1	0	0	23.2	32	14	11	10	14
1993	LA-NL	0-0	0	0.60	10	0	0	0	15.0	13	1	1	4	12
1999	Bos-AL	0-2	0	7.82	11	1	0	0	12.2	15	11	11	8	9
2000	Hou-NL	0-1	0	10.38	2	1	0	0	4.1	9	1	1	2	3
<b>Totals</b>	<b>6 Years</b>	<b>7-8</b>	<b>0</b>	<b>3.90</b>	<b>73</b>	<b>12</b>	<b>1</b>	<b>0</b>	<b>147.2</b>	<b>168</b>	<b>80</b>	<b>64</b>	<b>66</b>	<b>81</b>

**KEN RAMOS (PLAYED AT NEBRASKA: 1987-89)**

**MLB Career: 1997**

Houston Astros

Year	Team	G	AVG	AB	R	H	2B	3B	HR	RBI	BB	SO	SB
1997	Hou-NL	14	.000	12	0	0	0	0	0	1	2	0	0
<b>Totals</b>	<b>1 Year</b>	<b>14</b>	<b>.000</b>	<b>12</b>	<b>0</b>	<b>0</b>	<b>0</b>	<b>0</b>	<b>0</b>	<b>1</b>	<b>2</b>	<b>0</b>	<b>0</b>

**KEVIN JORDAN (PLAYED AT NEBRASKA: 1990)**

**MLB Career: 1995-2001**

Philadelphia Phillies

Year	Team	G	AVG	AB	R	H	2B	3B	HR	RBI	BB	SO	SB
1995	Phi-NL	24	.185	54	6	10	1	0	2	6	2	9	0
1996	Phi-NL	43	.282	131	15	37	10	0	3	12	5	20	2
1997	Phi-NL	84	.266	177	19	47	8	0	6	30	3	26	0
1998	Phi-NL	112	.276	250	23	69	13	0	2	27	8	30	0
1999	Phi-NL	120	.285	347	36	99	17	3	4	51	24	34	0
2000	Phi-NL	109	.220	337	30	74	16	2	5	36	17	41	0
2001	Phi-NL	68	.239	113	9	27	5	0	1	13	14	21	0
<b>Totals</b>	<b>7 Years</b>	<b>560</b>	<b>.258</b>	<b>1,409</b>	<b>138</b>	<b>363</b>	<b>70</b>	<b>5</b>	<b>23</b>	<b>175</b>	<b>181</b>	<b>21</b>	<b>2</b>

**MARC SAGMOEN (PLAYED AT NEBRASKA: 1992-93)**

**MLB Career: 1997**

Texas Rangers

**Honors**

Fourth player to get an inside-the-park home run for his first career hit.

Last player assigned to wear the number 42 in a Major League Baseball game, as baseball retired the number that same night to commemorate the 50th anniversary of the start of Jackie Robinson's career. Mariano Rivera was the last player to wear the number, up to his retirement in 2013.

Year	Team	G	AVG	AB	R	H	2B	3B	HR	RBI	BB	SO	SB
1997	Tex-AL	21	.140	43	2	6	2	0	1	4	2	13	1
<b>Totals</b>	<b>1 Year</b>	<b>21</b>	<b>.140</b>	<b>43</b>	<b>2</b>	<b>6</b>	<b>2</b>	<b>0</b>	<b>1</b>	<b>4</b>	<b>2</b>	<b>13</b>	<b>1</b>

**DARIN ERSTAD (PLAYED AT NEBRASKA: 1993-95)**

**MLB Career: 1996-2009**

Los Angeles Angels, Chicago White Sox, Houston Astros

**Honors**

World Series Champion (2002)

All-Star (1998, 2000)

Gold Glove (2000, 2002, 2004)

Silver Slugger (2000)

Year	Team	G	AVG	AB	R	H	2B	3B	HR	RBI	BB	SO	SB
1996	Ana-AL	57	.284	208	34	59	5	1	4	20	17	29	3
1997	Ana-AL	139	.299	539	99	161	34	4	16	77	51	86	23
1998	Ana-AL	133	.296	537	84	159	39	3	19	82	43	77	20
1999	Ana-AL	142	.253	585	84	148	22	5	13	53	47	101	13
2000	Ana-AL	157	.355	676	121	240	39	6	25	100	64	82	28
2001	Ana-AL	157	.258	631	89	163	35	1	9	63	62	113	24
2002	Ana-AL	150	.283	625	99	177	28	4	10	73	27	67	23
2003	Ana-AL	67	.252	258	35	65	7	1	4	17	18	40	9
2004	Ana-AL	125	.295	495	79	146	29	1	7	69	37	74	16
2005	LA-AL	152	.271	605	85	164	33	3	7	65	47	108	10
2006	LA-AL	40	.221	95	8	21	8	1	0	5	6	18	1
2007	Chi-AL	87	.248	310	33	77	13	1	4	32	28	44	7
2008	Hou-NL	140	.276	322	49	89	16	0	4	31	14	68	2
2009	Hou-NL	107	.194	134	13	26	8	2	2	11	14	31	0
<b>Totals</b>	<b>14 Years</b>	<b>1,654</b>	<b>.282</b>	<b>6,024</b>	<b>913</b>	<b>1,697</b>	<b>316</b>	<b>33</b>	<b>124</b>	<b>699</b>	<b>475</b>	<b>939</b>	<b>179</b>



Darin Erstad became the first player in MLB history to earn Gold Gloves in the outfield (2000 and 2002) and the infield (2004).

**TROY BROHAWN (PLAYED AT NEBRASKA: 1992-94)**

**MLB Career: 2001-03**

Arizona Diamondbacks; San Francisco Giants; Los Angeles Dodgers

**Honors**

World Series Champion (2001)

Year	Team	W-L	SV	ERA	G	GS	CG	SH	IP	H	R	ER	BB	SO
2001	Ariz-NL	2-3	1	4.93	59	0	0	0	49.1	55	27	27	23	30
2002	SF-NL	0-1	0	6.35	11	0	0	0	5.2	5	4	4	1	3
2003	LA-NL	2-0	0	3.86	12	0	0	0	11.2	10	6	5	4	13
<b>Totals</b>	<b>3 Years</b>	<b>4-4</b>	<b>1</b>	<b>4.86</b>	<b>82</b>	<b>0</b>	<b>0</b>	<b>0</b>	<b>66.2</b>	<b>70</b>	<b>37</b>	<b>36</b>	<b>28</b>	<b>46</b>

**KEN HARVEY (PLAYED AT NEBRASKA: 1997-99)**

**MLB Career: 2001-05**

Kansas City Royals

**Honors**

All-Star (2004)

Year	Team	G	AVG	AB	R	H	2B	3B	HR	RBI	BB	SO	SB
2001	KC-AL	4	.250	12	1	3	1	0	0	2	0	4	0
2003	KC-AL	135	.266	485	50	129	30	0	13	64	29	94	2
2004	KC-AL	120	.287	456	47	131	20	1	13	55	28	89	1
2005	KC-AL	12	.222	45	4	10	3	0	1	5	3	13	0
<b>Totals</b>	<b>4 Years</b>	<b>271</b>	<b>.274</b>	<b>998</b>	<b>102</b>	<b>273</b>	<b>54</b>	<b>1</b>	<b>27</b>	<b>126</b>	<b>60</b>	<b>200</b>	<b>3</b>

**TODD SEARS (PLAYED AT NEBRASKA: 1995-97)**

**MLB Career: 2002-03**

Minnesota Twins; San Diego Padres

Year	Team	G	AVG	AB	R	H	2B	3B	HR	RBI	BB	SO	SB
2002	Minn-AL	7	.333	12	2	4	2	0	0	0	0	1	0
2003	SD-NL	9	.250	8	2	2	1	0	0	0	0	3	0
	Minn-AL	24	.246	65	7	16	2	0	2	11	7	15	0
<b>Totals</b>	<b>2 Years</b>	<b>40</b>	<b>.259</b>	<b>85</b>	<b>11</b>	<b>22</b>	<b>5</b>	<b>0</b>	<b>2</b>	<b>11</b>	<b>7</b>	<b>19</b>	<b>0</b>

**JAMAL STRONG (PLAYED AT NEBRASKA: 1999-2000)**

**MLB Career: 2003, 2005**

Seattle Mariners

Year	Team	G	AVG	AB	R	H	2B	3B	HR	RBI	BB	SO	SB
2003	Sea-AL	12	.000	2	2	0	0	0	0	0	0	0	0
2005	Sea-AL	16	.250	20	6	5	0	1	0	2	2	6	0
<b>Totals</b>	<b>2 Years</b>	<b>28</b>	<b>.227</b>	<b>22</b>	<b>8</b>	<b>5</b>	<b>0</b>	<b>1</b>	<b>0</b>	<b>2</b>	<b>2</b>	<b>6</b>	<b>0</b>

**ADAM SHABALA (PLAYED AT NEBRASKA: 1999-2000)**

**MLB Career: 2005**

San Francisco Giants

Year	Team	G	AVG	AB	R	H	2B	3B	HR	RBI	BB	SO	SB
2005	SF-NL	6	.200	15	1	3	0	0	0	4	1	5	0
<b>Totals</b>	<b>1 Year</b>	<b>6</b>	<b>.200</b>	<b>15</b>	<b>1</b>	<b>3</b>	<b>0</b>	<b>0</b>	<b>0</b>	<b>4</b>	<b>1</b>	<b>5</b>	<b>0</b>

**ADAM STERN (PLAYED AT NEBRASKA: 1999-2001)**

**MLB Career: 2005-07; 2010**

Boston Red Sox, Baltimore Orioles, Milwaukee Brewers

**Honors**

Canadian Olympic Team (2004, 2008)

Year	Team	G	AVG	AB	R	H	2B	3B	HR	RBI	BB	SO	SB
2005	Bos-AL	36	.133	15	4	2	0	0	1	2	0	4	1
2006	Bos-AL	10	.150	20	3	3	1	0	0	4	0	4	1
2007	Bal-AL	2	.000	0	0	0	0	0	0	0	0	0	0
2010	Mil-NL	6	.000	8	0	0	0	0	0	1	0	2	0
<b>Totals</b>	<b>4 Years</b>	<b>54</b>	<b>.116</b>	<b>43</b>	<b>7</b>	<b>5</b>	<b>1</b>	<b>0</b>	<b>1</b>	<b>7</b>	<b>0</b>	<b>10</b>	<b>2</b>

**SHANE KOMINE (PLAYED AT NEBRASKA: 1999-2002)**

**MLB Career: 2006-07**

Oakland Athletics

Year	Team	W-L	SV	ERA	G	GS	CG	SH	IP	H	R	ER	BB	SO
2006	Oak-AL	0-0	0	5.00	2	2	0	0	9.0	10	5	5	8	1
2007	Oak-AL	0-0	0	4.78	2	0	0	0	7.2	6	4	4	1	1
<b>Totals</b>	<b>2 Years</b>	<b>0-0</b>	<b>0</b>	<b>4.86</b>	<b>4</b>	<b>2</b>	<b>0</b>	<b>0</b>	<b>16.2</b>	<b>16</b>	<b>9</b>	<b>9</b>	<b>9</b>	<b>2</b>

**DAN JOHNSON (PLAYED AT NEBRASKA: 2000-01)**

**MLB Career: 2005-15**

Oakland Athletics, Tampa Bay Rays; Chicago White Sox; Baltimore Orioles, Toronto Blue Jays, St. Louis Cardinals

Year	Team	G	AVG	AB	R	H	2B	3B	HR	RBI	BB	SO	SB
2005	Oak-AL	109	.275	375	54	103	21	0	15	58	50	52	0
2006	Oak-AL	91	.234	286	30	67	13	1	9	37	40	45	0
2007	Oak-AL	117	.236	416	53	98	20	1	18	62	72	77	0
2008	TB-AL	11	.192	26	3	5	0	0	2	4	3	7	0
2010	TB-AL	40	.198	111	15	22	3	0	7	23	25	27	1
2011	TB-AL	31	.119	84	7	10	1	0	2	4	6	18	0
2012	CHW-AL	14	.364	22	8	8	1	0	3	6	9	3	0
2013	BAL-AL	3	.000	5	0	0	0	0	0	0	0	1	2
2014	TOR-AL	15	.211	38	8	8	2	0	1	7	7	10	0
2015	STL-NL	12	.158	19	1	3	0	0	0	2	2	4	0
<b>Totals</b>	<b>10 Years</b>	<b>443</b>	<b>.234</b>	<b>1,382</b>	<b>179</b>	<b>324</b>	<b>61</b>	<b>2</b>	<b>57</b>	<b>203</b>	<b>214</b>	<b>244</b>	<b>1</b>

**DREW ANDERSON (PLAYED AT NEBRASKA: 2001-03)**

**MLB Career: 2006**

Milwaukee Brewers

Year	Team	G	AVG	AB	R	H	2B	3B	HR	RBI	BB	SO	SB
2006	MIL-NL	9	.111	9	3	1	0	0	0	0	1	4	0
<b>Totals</b>	<b>1 Year</b>	<b>9</b>	<b>.111</b>	<b>9</b>	<b>3</b>	<b>1</b>	<b>0</b>	<b>0</b>	<b>0</b>	<b>0</b>	<b>1</b>	<b>4</b>	<b>0</b>

**ALEX GORDON (PLAYED AT NEBRASKA: 2003-05)**

**MLB Career: 2007-Present**

Kansas City Royals

**Honors**

World Series Champion (2015)

All-Star (2013, 2014, 2015)

Platinum Glove (2014)

Gold Glove (2011, 2012, 2013, 2014, 2017, 2018)

Hutch Award (2014)

Baseball America Minor League Player of the Year (2006)

Year	Team	G	AVG	AB	R	H	2B	3B	HR	RBI	BB	SO	SB
2007	KC-AL	151	.247	543	60	134	36	4	15	60	41	137	14
2008	KC-AL	134	.260	493	72	128	35	1	16	59	66	120	9
2009	KC-AL	49	.232	164	28	38	6	0	6	22	21	43	5
2010	KC-AL	74	.215	242	34	52	10	0	8	20	34	62	1
2011	KC-AL	151	.303	611	101	185	45	4	23	87	67	139	17
2012	KC-AL	161	.294	642	93	189	51	5	14	72	73	140	10
2013	KC-AL	156	.265	633	90	168	27	6	20	81	52	141	11
2014	KC-AL	156	.266	563	87	150	34	1	19	74	65	126	12
2015	KC-AL	104	.271	354	40	96	18	0	13	48	49	92	2
2016	KC-AL	128	.220	445	62	98	16	2	17	40	52	148	8
2017	KC-AL	148	.208	476	52	99	20	2	9	45	45	126	7
2018	KC-AL	141	.245	506	56	124	24	0	13	54	50	124	12
<b>Totals</b>	<b>12 Years</b>	<b>1,553</b>	<b>.258</b>	<b>5,672</b>	<b>775</b>	<b>1,461</b>	<b>322</b>	<b>25</b>	<b>173</b>	<b>662</b>	<b>615</b>	<b>1,398</b>	<b>108</b>



Alex Gordon helped lead the Kansas City Royals to a World Series title in 2015, the franchise's first since 1985.

**JOBA CHAMBERLAIN (PLAYED AT NEBRASKA: 2005-06)**

**MLB Career: 2007-16**

New York Yankees, Detroit Tigers, Toronto Bluejays, Kansas City Royals, Cleveland Indians

**Honors**

World Series Champion (2009, 2015)

Year	Team	W-L	SV	ERA	G	GS	CG	SH	IP	H	R	ER	BB	SO
2007	NY-Y-AL	2-0	1	0.38	19	0	0	0	24.0	12	2	1	6	34
2008	NY-Y-AL	4-3	0	2.60	42	12	0	0	100.1	87	32	29	39	118
2009	NY-Y-AL	9-6	0	4.75	32	31	0	0	157.1	167	94	83	76	133
2010	NY-Y-AL	3-4	3	4.40	73	0	0	0	71.2	71	37	35	22	77
2011	NY-Y-AL	2-0	0	2.83	27	0	0	0	28.2	23	10	9	7	24
2012	NY-Y-AL	1-0	0	4.35	22	0	0	0	20.2	26	11	10	6	22
2013	NY-Y-AL	2-1	1	4.93	45	0	0	0	42.0	47	23	23	26	38
2014	DET-AL	2-5	2	3.57	39	0	0	0	63.0	57	26	25	24	59
2015	DET-AL	0-2	0	4.09	30	0	0	0	22.0	32	15	10	5	15
	KC-AL	0-0	0	7.94	6	0	0	0	5.2	6	5	5	4	8
2016	CLE-AL	0-0	0	2.25	20	0	0	0	20.0	12	6	5	11	18
<b>Totals 10 Years 25-21</b>		<b>7</b>	<b>3.81</b>	<b>385</b>	<b>43</b>	<b>0</b>	<b>0</b>	<b>0</b>	<b>555.1</b>	<b>540</b>	<b>261</b>	<b>235</b>	<b>226</b>	<b>546</b>

**BRIAN DUENSING (PLAYED AT NEBRASKA: 2002-05)**

**MLB Career: 2009-Present**

Minnesota Twins, Baltimore Orioles, Chicago Cubs

**Honors**

U.S. Olympic Team (2008)

Year	Team	W-L	SV	ERA	G	GS	CG	SH	IP	H	R	ER	BB	SO
2009	MIN-AL	5-2	0	3.64	24	9	0	0	84.0	84	37	34	31	53
2010	MIN-AL	10-3	0	2.62	53	13	1	1	130.2	122	42	38	35	78
2011	MIN-AL	9-14	0	5.23	32	28	1	1	161.2	193	102	94	52	115
2012	MIN-AL	4-12	0	5.12	55	11	0	0	109.0	126	71	62	27	69
2013	MIN-AL	6-2	1	3.98	73	0	0	0	61.0	68	28	27	22	56
2014	MIN-AL	3-3	0	3.31	62	0	0	0	54.1	52	20	20	20	33
2015	MIN-AL	4-1	1	4.25	55	0	0	0	48.2	46	24	23	21	24
2016	BAL-AL	1-0	0	4.05	14	0	0	0	13.1	13	6	6	3	10
2017	CHI-NL	1-1	0	2.74	68	0	0	0	62.1	58	19	19	18	61
2018	CHI-NL	3-0	1	7.65	48	0	0	0	37.2	42	33	32	29	24
<b>Totals 10 Years 46-38</b>		<b>3</b>	<b>4.19</b>	<b>484</b>	<b>61</b>	<b>2</b>	<b>2</b>	<b>0</b>	<b>762.2</b>	<b>804</b>	<b>382</b>	<b>355</b>	<b>258</b>	<b>523</b>

**ZACH KROENKE (PLAYED AT NEBRASKA: 2003-05)**

**MLB Career: 2010-11**

Arizona Diamondbacks

Year	Team	W-L	SV	ERA	G	GS	CG	SH	IP	H	R	ER	BB	SO
2010	ARI-NL	1-0	0	6.75	3	1	0	0	6.2	9	5	5	4	2
2011	ARI-NL	0-1	0	9.00	4	0	0	0	4.0	6	4	4	1	3
<b>Totals 2 Years</b>		<b>1-1</b>	<b>0</b>	<b>7.59</b>	<b>7</b>	<b>1</b>	<b>0</b>	<b>0</b>	<b>10.2</b>	<b>15</b>	<b>9</b>	<b>9</b>	<b>5</b>	<b>5</b>

**TONY WATSON (PLAYED AT NEBRASKA: 2005-07)**

**MLB Career: 2011-Present**

Pittsburgh Pirates, Los Angeles Dodgers, San Francisco Giants

**Honors**

All-Star (2014)

Led the National League with 78 appearances in 2014

Year	Team	W-L	SV	ERA	G	GS	CG	SH	IP	H	R	ER	BB	SO
2011	PIT-NL	2-2	0	3.95	43	0	0	0	41.0	34	18	18	20	37
2012	PIT-NL	5-2	0	3.38	68	0	0	0	53.1	37	21	20	23	53
2013	PIT-NL	3-1	2	2.39	67	0	0	0	71.2	51	19	19	12	54
2014	PIT-NL	10-2	2	1.63	78	0	0	0	77.1	64	16	14	15	81
2015	PIT-NL	4-1	1	1.91	77	0	0	0	75.1	55	17	16	17	62
2016	PIT-NL	2-5	15	3.06	70	0	0	0	67.2	52	26	23	20	58
2017	PIT-NL	5-3	10	3.66	47	0	0	0	46.2	57	20	19	14	35
	LA-NL	2-1	0	2.70	24	0	0	0	20.0	15	6	6	6	18
2018	SF-NL	4-6	0	2.59	72	0	0	0	66.0	54	19	19	14	72
<b>Totals 8 Years 37-23</b>		<b>30</b>	<b>2.67</b>	<b>546</b>	<b>0</b>	<b>0</b>	<b>0</b>	<b>0</b>	<b>519.0</b>	<b>419</b>	<b>162</b>	<b>154</b>	<b>141</b>	<b>470</b>

**ANDREW BROWN (PLAYED AT NEBRASKA: 2006-07)**

**MLB Career: 2011-14**

St. Louis Cardinals; Colorado Rockies; New York Mets

Year	Team	G	AVG	AB	R	H	2B	3B	HR	RBI	BB	SO	SB
2011	STL-NL	11	.182	22	1	4	1	0	0	3	0	8	0
2012	COL-NL	46	.232	112	14	26	7	0	5	11	12	34	2
2013	NYM-NL	68	.227	150	16	34	5	0	7	24	13	44	1
2014	NYM-NL	19	.182	44	6	8	1	0	2	7	3	15	0
<b>Totals 4 Years</b>		<b>144</b>	<b>.220</b>	<b>328</b>	<b>37</b>	<b>72</b>	<b>14</b>	<b>0</b>	<b>14</b>	<b>45</b>	<b>28</b>	<b>101</b>	<b>3</b>

**STEVE EDLEFSEN (PLAYED AT NEBRASKA: 2006-07)**

**MLB Career: 2011-12**

San Francisco Giants

**Honors**

World Series Champion (2012)

Year	Team	W-L	SV	ERA	G	GS	CG	SH	IP	H	R	ER	BB	SO
2011	SF-NL	0-0	0	9.53	13	0	0	0	11.1	17	12	12	10	6
2012	SF-NL	0-1	0	4.70	14	0	0	0	15.1	20	8	8	6	9
<b>Totals 2 Years</b>		<b>0-1</b>	<b>0</b>	<b>6.75</b>	<b>27</b>	<b>0</b>	<b>0</b>	<b>0</b>	<b>26.2</b>	<b>37</b>	<b>20</b>	<b>20</b>	<b>16</b>	<b>15</b>

**THAD WEBER (PLAYED AT NEBRASKA: 2007-08)**

**MLB Career: 2012-13**

Detroit Tigers; San Diego Padres; Toronto Blue Jays

Year	Team	W-L	SV	ERA	G	GS	CG	SH	IP	H	R	ER	BB	SO
2012	DET-AL	0-1	0	9.00	2	0	0	0	4.0	10	4	4	2	1
2013	SDP-NL	0-0	0	2.00	3	0	0	0	9.0	5	2	2	5	6
	TOR-AL	0-1	0	3.00	5	0	0	0	6.0	7	3	2	3	4
<b>Totals 2 Years</b>		<b>0-2</b>	<b>0</b>	<b>3.79</b>	<b>10</b>	<b>0</b>	<b>0</b>	<b>0</b>	<b>19.0</b>	<b>22</b>	<b>9</b>	<b>8</b>	<b>10</b>	<b>11</b>

**DAN JENNINGS (PLAYED AT NEBRASKA: 2006-08)**

**MLB Career: 2012-Present**

Miami Marlins, Chicago White Sox, Tampa Bay Rays, Milwaukee Brewers

Year	Team	W-L	SV	ERA	G	GS	CG	SH	IP	H	R	ER	BB	SO
2012	MIA-NL	1-0	0	1.89	22	0	0	0	19.0	18	5	4	11	8
2013	MIA-NL	2-4	0	3.76	47	0	0	0	40.2	39	17	17	16	38
2014	MIA-NL	0-2	0	1.34	47	0	0	0	40.1	45	11	6	17	38
2015	CHI-AL	2-3	0	3.99	53	0	0	0	56.1	55	28	35	24	46
2016	CHI-AL	4-3	1	2.08	64	0	0	0	60.2	57	18	14	28	46
2017	CHI-AL	3-1	0	3.45	48	0	0	0	44.1	35	20	17	19	38
	TB-AL	0-0	0	3.44	29	0	0	0	18.1	18	7	7	12	13
2018	MIL-NL	4-5	1	3.22	72	1	0	0	64.1	66	27	23	23	45
<b>Totals 7 Years 16-18</b>		<b>2</b>	<b>2.96</b>	<b>382</b>	<b>1</b>	<b>0</b>	<b>0</b>	<b>0</b>	<b>344.0</b>	<b>333</b>	<b>133</b>	<b>113</b>	<b>150</b>	<b>272</b>

**CODY ASCHE (PLAYED AT NEBRASKA: 2009-11)**

**MLB Career: 2013-17**

Philadelphia Phillies, Chicago White Sox

Year	Team	G	AVG	AB	R	H	2B	3B	HR	RBI	BB	SO	SB
2013	PHI-NL	50	.235	162	18	38	8	1	5	22	15	43	1
2014	PHI-NL	121	.252	397	43	100	25	0	10	46	33	102	0
2015	PHI-NL	129	.245	425	41	104	22	3	12	39	26	111	1
2016	PHI-NL	71	.213	197	22	42	15	0	4	18	18	54	3
2017	CHI-AL	19	.105	57	5	6	1	0	1	4	3	21	0
<b>Totals 5 Years</b>		<b>390</b>	<b>.234</b>	<b>1,238</b>	<b>129</b>	<b>290</b>	<b>71</b>	<b>4</b>	<b>32</b>	<b>129</b>	<b>95</b>	<b>331</b>	<b>5</b>

**MICHAEL MARIOT (PLAYED AT NEBRASKA: 2008-10)**

**MLB Career: 2014-16**

Kansas City Royals, Philadelphia Phillies

**Honors**

World Series Champion (2015)

Year	Team	W-L	SV	ERA	G	GS	CG	SH	IP	H	R	ER	BB	SO
2014	KC-AL	1-0	0	6.48	17	0	0	0	25.0	31	21	18	12	21
2015	KC-AL	0-0	0	3.00	2	0	0	0	3.0	2	1	1	2	1
2016	PHI-NL	1-0	2	5.82	25	0	0	0	21.2	18	14	14	14	23
<b>Totals 3 Years</b>		<b>2-0</b>	<b>2</b>	<b>5.98</b>	<b>44</b>	<b>0</b>	<b>0</b>	<b>0</b>	<b>49.2</b>	<b>51</b>	<b>36</b>	<b>33</b>	<b>28</b>	<b>45</b>

**AARON BUMMER (PLAYED AT NEBRASKA: 2012-14)**

**MLB Career: 2017-Present**

Chicago White Sox

Year	Team	W-L	SV	ERA	G	GS	CG	SH	IP	H	R	ER	BB	SO
2017	CHI-AL	1-3	0	4.50	30	0	0	0	22.0	13	11	11	15	17
2018	CHI-AL	0-1	0	4.26	37									

The following is a list of all Nebraska draftees, as well as those who signed free agent contracts since 1950. The Major League Baseball First-Year Player Draft began in 1965, while the secondary phase, which was for players who were drafted but did not sign, was in effect until 1987.

Year	Name	Club	Round
1950	Bob Cerv	New York Yankees	Free Agent
1952	Bob Diers	Cleveland Indians	Free Agent
1954	William Giles	Detroit Tigers	Free Agent
1955	Fred Seger	Chicago White Sox	Free Agent
1957	Don Brown	Kansas City Athletics	Free Agent
1958	James Kane	New York Yankees	Free Agent
	Charles Ziegenbein	New York Yankees	Free Agent
1959	Dwight Siebler	Philadelphia Phillies	Free Agent
1960	Ely Churchich	Cleveland Indians	Free Agent
	Phil Barth	Baltimore Orioles	Free Agent
	Jan Wall	New York Mets	Free Agent
	Don Purcell	Chicago White Sox	Free Agent
	Keith Sieck	Chicago White Sox	Free Agent
1964	Bob Hergenrader	Minnesota Twins	Free Agent
1965	Stan Bahnsen	New York Yankees	8th
1966	Gary Neibauer	Atlanta Braves	2nd
1965	Bob Stuckles	Kansas City Athletics	Free Agent
1967	Bob Churchich	Atlanta Braves	31st
1971	Ryan Kurosaki	St. Louis Cardinals	Free Agent
1972	Gene Stohs !	Chicago White Sox	3rd
1973	Gene Stohs #	Cleveland Indians	2nd
1975	Steve McManaman	Minnesota Twins	Free Agent
1978	Tim Carroll	Chicago Cubs	26th
	Dan Dixon	Texas Rangers	Free Agent
1979	Jim McManus #	Chicago Cubs	2nd
	Jeff Hunter !	Baltimore Orioles	9th
	Pete O'Brien	Texas Rangers	15th
	Val Primante	Houston Astros	17th
	Joe Scherger !	New York Mets	22nd
	Tim Pettit	California Angels	Free Agent
	John Russo	Atlanta Braves	Free Agent
1980	Tim Burke	Pittsburgh Pirates	2nd
	Stan Haas	Texas Rangers	14th
	Jeff Hunter	Boston Red Sox	25th
	Joe Scherger	San Diego Padres	26th
	Cliff Faust	New York Mets	Free Agent
	Rick Evans	Kansas City Royals	Free Agent
1981	Chris Chavez	Los Angeles Dodgers	17th
	Mike Harlander	New York Mets	31st
	Darnell Clarke	Philadelphia Phillies	Free Agent
1982	Steve Stanicek	San Francisco Giants	1st (No. 11)
	Steve Gehrke !	Los Angeles Dodgers	12th
	Roger Hill	Seattle Mariners	14th
	John Mason	Toronto Blue Jays	20th
	Todd Oakes !	Chicago White Sox	22nd
	Dan Boever !	Toronto Blue Jays	23rd
	Nick Richards	Kansas City Royals	Free Agent
1983	Bob Sebra	Texas Rangers	5th
	Dan Boever	Cincinnati Reds	8th
	Matt Butcher	Minnesota Twins	14th
	Anthony Kelley	Houston Astros	18th
	Turner Gill !	New York Yankees	18th
	Todd Oakes	San Francisco Giants	20th
	Jeff Anderson !	Oakland Athletics	20th
	Steve Gehrke	San Francisco Giants	32nd
	Ben Amaya	Seattle Mariners	33rd
1984	Jeff Anderson	Chicago White Sox	16th
1985	Bill McGuire	Seattle Mariners	1st (No. 27)
	Jeffrey Mays	Toronto Blue Jays	5th
	Mark Davis	Minnesota Twins	8th
	Jeff Carter	San Francisco Giants	9th
	Mike Duncan	Oakland Athletics	10th
	Burt Beattie !	Minnesota Twins	29th
	Roger Webb	Salt Lake City Trappers	Free Agent
	John Walker	Montreal Expos	Free Agent
1986	Kip Gross	New York Mets	4th
	Paul Meyers	San Francisco Giants	4th
	Phil Harrison	Chicago Cubs	16th
	Larry Mims	Baltimore Orioles	16th
	Burt Beattie	Minnesota Twins	30th
	Turner Gill	Cleveland Indians	Free Agent
	Bill Mulligan	Kansas City Royals	Free Agent

1987	Joel Sealer !	New York Yankees	36th
1988	Pat Leinen !	New York Mets	9th
	Tim Pettengill	St. Louis Cardinals	22nd
	John Lepley	St. Louis Cardinals	24th
	Joe Federico	St. Louis Cardinals	30th
	John Kohli	Seattle Mariners	38th
	Phil Goguen	St. Louis Cardinals	Free Agent
1989	Pat Leinen	Baltimore Orioles	26th
	Ken Sirak	Philadelphia Phillies	35th
	Ken Ramos	Cleveland Indians	Free Agent
	Doug Twitty	Oakland Athletics	Free Agent
1990	Bobby Benjamin	Milwaukee Brewers	4th
	Shawn Buchanan !	Pittsburgh Pirates	31st
	Kevin Jordan	New York Yankees	17th
	Dale Kistaitis	Toronto Blue Jays	26th
	Doug Tegtmeier	Seattle Mariners	Free Agent
1991	Shawn Buchanan	Chicago White Sox	25th
	Brian McNamara	Oakland Athletics	26th
	Dave Matranga	Salt Lake City Trappers	Free Agent
	Bill Vosik	Cleveland Indians	Free Agent
1992	Jeff Murphy	St. Louis Cardinals	Free Agent
	Josh Bullock	Montreal Expos	Free Agent
1993	Marc Sagmoen	Texas Rangers	13th
	Casey Deskins	Florida Marlins	70th
1994	Troy Brohawn	San Francisco Giants	4th
	Derek Dukart	New York Yankees	19th
1995	Darin Erstad	California Angels	1st (No. 1)
	Alvie Shepherd	Baltimore Orioles	1st (No. 21)
	Jed Dalton	California Angels	19th
	Craig Sanders	Kansas City Royals	35th
1996	Mel Motley	Cleveland Indians	29th
	Matt Meyer	Los Angeles Dodgers	Free Agent
	Pete Jenkins	Milwaukee Brewers	Free Agent
1997	Todd Sears	Colorado Rockies	3rd
	Patrick Driscoll	Philadelphia Phillies	24th
	Steve Fish	Anaheim Angels	22nd
	Francis Collins	Cleveland Indians	Free Agent
1998	Bryan Schmidt	San Diego Padres	32nd
	Matt Schuldt	Tampa Bay Devil Rays	33rd
1999	Ken Harvey	Kansas City Royals	5th
	Brian Johnson	Kansas City Royals	24th
	Jay Sirianni	Cleveland Indians	Free Agent
2000	Jamal Strong	Seattle Mariners	6th
	Adam Shabala	San Francisco Giants	10th
	Andy Bent	Atlanta Braves	16th
	Justin Cowan	Kansas City Royals	20th
	Scott Fries	Chicago Cubs	25th
	Trevor Bullock	Philadelphia Phillies	27th
	Chad Wiles	Seattle Mariners	Free Agent
2001	Adam Stern	Atlanta Braves	3rd
	John Cole	Seattle Mariners	5th
	Dan Johnson	Oakland Athletics	7th
	Thom Ott	Los Angeles Dodgers	10th
	Brian Rodaway	Houston Astros	16th
	Shane Komine !	St. Louis Cardinals	19th
	R.D. Spiels	San Francisco Giants	33rd
	Matt Hopper !	San Francisco Giants	36th
2002	Jeff Leise !	Anaheim Angels	7th
	Shane Komine	Oakland Athletics	9th
	Waylon Byers	Florida Marlins	21st
	Jed Morris	Oakland Athletics	36th
2003	Aaron Marsden	Colorado Rockies	3rd
	Matt Hopper	Philadelphia Phillies	10th
	Jeff Leise	San Diego Padres	12th
	Jason Burch	St. Louis Cardinals	21st
	Drew Anderson	Milwaukee Brewers	24th
2004	Justin Pekarek	Cleveland Indians	8th
	Jake Mullinax	St. Louis Cardinals	14th
	Mike Sillman	St. Louis Cardinals	21st
	Dustin Timm !	Milwaukee Brewers	26th
	Phil Shirek !	Cleveland Indians	44th
	Quinton Robertson	St. Louis Cardinals	44th
2005	Alex Gordon	Kansas City Royals	1st (No. 2)
	Brian Duensing	Minnesota Twins	3rd
	Zach Kroenke	New York Yankees	5th
	Joe Simokaitis	Chicago Cubs	10th
	Curtis Ledbetter	Seattle Mariners	18th
	Brett Jensen !	Washington Nationals	23rd

2006	Joba Chamberlain	New York Yankees	1st (No. 41)
	Jeff Christy	Minnesota Twins	6th
	Luke Gorsett	St. Louis Cardinals	7th
	Brett Jensen	Detroit Tigers	14th
	Tony Watson !	Baltimore Orioles	17th
	Ryan Wehrle !	Cincinnati Reds	18th
	Brandon Buckman	St. Louis Cardinals	19th
	Jared Cranston	San Francisco Giants	34th
2007	Drew Bowman	Cincinnati Reds	5th
	Matt Foust	Pittsburgh Pirates	6th
	Tony Watson	Pittsburgh Pirates	9th
	Luke Wertz	Philadelphia Phillies	13th
	Steve Edlefsen	San Francisco Giants	16th
	Andrew Brown	St. Louis Cardinals	18th
	Charlie Shirek	Chicago White Sox	23rd
	Thad Weber !	Cincinnati Reds	35th
2008	Aaron Pribanic	Seattle Mariners	3rd
	Brian Jennings	Florida Marlins	9th
	Jake Opitz	Chicago Cubs	12th
	Johnny Dorn	Florida Marlins	15th
	Thad Weber	Detroit Tigers	16th
	Montreal Expos	New York Yankees	19th
	Zach Herr	San Diego Padres	38th
2009	Mike Nesseth !	Los Angeles Angels	15th
	Jeff Tezak	Chicago White Sox	24th
	Adam Bailey !	New York Yankees	38th
2010	Michael Mariot	Kansas City Royals	8th
	Ryan Hughes	Oakland Athletics	16th
	Mike Nesseth	Philadelphia Phillies	17th
	Adam Bailey	Houston Astros	23rd
	Sean Yost !	Boston Red Sox	24th
2011	Cody Asche	Philadelphia Phillies	4th
	Casey Hauptman	New York Mets	26th
	Kash Kalkowski !	Kansas City Royals	50th
2012	Travis Huber	Minnesota Twins	23rd
	Kale Kiser	Chicago White Sox	23rd
	Richard Stock	Cleveland Indians	23rd
	Khiry Cooper	Boston Red Sox	25th
	Chad Christensen !	Miami Marlins	35th
2013	Chad Christensen	Minnesota Twins	25th
2014	Pat Kelly	Minnesota Twins	19th
	Aaron Bummer	Chicago White Sox	19th
	Zach Hirsch	Milwaukee Brewers	19th
2015	Tanner Lubach	L.A. Angels of Anaheim	9th
	Blake Headley	Chicago Cubs	20th
	Josh Roeder	New York Yankees	21st
	Colton Howell !	San Diego Padres	27th
2016	Ryan Boldt	Tampa Bay Rays	2nd
	Max Knutson	Baltimore Orioles	12th
	Ben Miller !	Pittsburgh Pirates	32nd
2017	Jake Meyers	Houston Astros	13th
	Luis Alvarado !	Seattle Mariners	13th
	Scott Schreiber !	Tampa Bay Rays	26th
2018	Scott Schreiber	Houston Astros	9th
	Jesse Wilkening	Philadelphia Phillies	14th
	Luis Alvarado	Los Angeles Angels	17th

Notes: ! - Drafted, but did not sign;  
# - January Secondary Phase

**A**

Abeita, Mitch .....2007-08  
 Abrahamowicz, Andrew .....2018  
 Abramavicius, Jason .....1989  
 Abrams, Darren .....1987  
 Achelpohl, Steve .....1969-70-71-72  
 Acker, Joe .....2017-18  
 Adair, Derek .....1997  
 Adams, Bill .....1968  
 Adams, Chase .....2010-11  
 Adams, Trey .....2005  
 Adams, Percy .....1904  
 Addante, Mike .....2018  
 Akisada, Bryant .....1973-74-75  
 Alderman, Kurt .....1993  
 Allen, Jason .....1995-96  
 Allen, Jeff .....1989  
 Altavilla, Angelo .....2016-17-18  
 Alvarado, Luis .....2015-16-17-18  
 Amaya, Ben .....1982-83  
 Amen, Paul .....1936-37-38  
 Anderson, Clyde .....1921-22  
 Anderson, Dale .....1961-62-63  
 Anderson, Drew .....2001-02-03  
 Anderson, Edgar .....1990-91  
 Anderson, Erik .....2008-09  
 Anderson, Jeff .....1981-82-83-84  
 Anderson, Lawrence .....1939  
 Anderson, Richard .....1973-74-75-76  
 Andresen, Roy .....1925  
 Andrews, Harris .....1937-38  
 Arensdorf, Marvin .....1956  
 Armatis, Henry .....1929-30-31  
 Armenta, Jonas .....1994-95-96-97  
 Arnold, Tevis .....1997-98  
 Arntzen, Brian .....1990-91  
 Arries, Byron .....1923  
 Artman, Allen .....1942  
 Asche, Cody .....2009-10-11  
 Athey, Jeff .....2017-18  
 Aurit, Scott .....1997  
 Avery, G.H. ....1894

**B**

Baack, Wilbur .....1946  
 Backhaus, Murray .....1952-53-54-55  
 Bahnsen, Stan .....1965  
 Bailey, Adam .....2009-10  
 Bailey, Jim .....1999-2000  
 Bailey, Russell .....1920-21  
 Bailor, Dave .....1982-83  
 Baker, Howard .....1935-36-37  
 Baker, Joe .....1970-71-72  
 Banuelos, Brandon .....1997  
 Barnes, David .....1993  
 Barnes, F.E. ....1892-94  
 Barta, Frank .....1904-05-06  
 Barth, Phil .....1960  
 Batenhorst, Boyd .....1975-76  
 Batiste, Terrance .....1988  
 Bauder, Kenneth .....1974  
 Bauer, Chris .....1994-95  
 Bauer, Forrest .....1934  
 Bearinger, Jarod .....1996-97-98-99  
 Beattie, Burt .....1984-85-86  
 Beauchamp, Jason .....1992  
 Becher, Richard .....1960-61-62  
 Becker, Don .....1954-55  
 Becker, Jeremy .....2002-03-04-05  
 Beckmann, Dennis .....1969  
 Beckman, Milton .....1935  
 Beckoff, A.H. ....1913  
 Beede, Brett .....1985  
 Beeson, Tom .....1977  
 Behne, Ernest L. ....1950  
 Beideck, John .....1956-57  
 Bekins, Melvin .....1920-21  
 Belcher, Kevin .....2004  
 Belfonte, DJ. ....2007-08-09-10  
 Bell, J.H. ....1900-01-02  
 Bell, Beuford .....1924  
 Bellamy, Frank .....1907-08  
 Bellows, Mike .....1994  
 Beltzer, J.E. ....1904  
 Beltzer, O.A. (Buck) .....1907-08-09  
 Bender, John R. ....1901-02-03-04  
 Benedict, Bruce W. ....1896  
 Benedict, H.M. ....1897

**C**

Benish, Randall .....1974-75-76  
 Benjamin, Bobby .....1988-89-90  
 Bent, Andy .....2000  
 Bergan, Tom .....1993-94  
 Berquist, Roy .....1917  
 Betancourt, Sergio .....1995-96  
 Bethell, Peter .....1972  
 Betts, Lloyd .....1929  
 Bilyeu, Aaron .....1989-90-91  
 Bird, Erik .....2006-07-08-09  
 Birmingham, Josh .....2002-03  
 Bittner, Clyde .....1930  
 Blaesing, Jeff .....2001-02  
 Blake, C.W. ....1907  
 Blankenship, L. Milton .....1922  
 Blatchford, Dilworth .....1947-48-49  
 Blessie, Brian .....1996  
 Blevins, Jeff .....2001-02  
 Bliss, R.W. ....1899-1900  
 Bloodgood, Elbert L. ....1924  
 Boever, Dan .....1982-83  
 Boever, David .....1989  
 Bohanan, Ryan .....2005  
 Boldt, Ryan .....2014-15-16  
 Bolen, E.N. ....1899-1900  
 Bolen, Robert .....1946  
 Bolt, Will .....1999-2000-01-02  
 Bolz, Tim .....1967  
 Bonesio, Ryan .....2002  
 Bonistall, Ernie .....1961-62-63  
 Borgogno, Mate .....1988  
 Borman, Ivan .....1936-37-38  
 Bornschlegl, Larry .....1963-64-65  
 Bottorff, Roger .....1955-56-57  
 Boyd, Steve .....1992-93  
 Boyle, G. Patrick .....1942  
 Bowman, Drew .....2007  
 Bowden, Johnny .....2004  
 Boyer, Jesse .....2004-05  
 Bradley, Jarron .....1987  
 Brady, J.H. ....1894  
 Brand, Robert .....1966-67-68  
 Brenning, Rich .....1965  
 Bright, Harold .....1979-80-81-82  
 Broekemeier, Joe .....2009  
 Brohawn, Troy .....1992-93-94  
 Brown, Andrew .....2006  
 Brown, Don .....1955-56  
 Brown, Lewis .....1930-31  
 Bruce, Daniel .....2002-03-04-05  
 Bubak, Kyle .....2009-10  
 Bublitz, Luke .....2010-12-13-14  
 Buchanan, Shawn .....1988-89-90-91  
 Buckman, Brandon .....2005-06  
 Buehrer, David .....1973-74-75-76  
 Bullock, Josh .....1990-91-92  
 Bullock, Trevor .....2000  
 Bummer, Aaron .....2012-13-14  
 Bunge, Todd .....1986-87  
 Bunsen, Dale .....1951  
 Burkamper, Derek .....2014-15-16-17  
 Burke, Tim .....1978-79-80  
 Burleson, Cory .....2009-10-11-12  
 Butcher, Matt .....1983  
 Burch, Jason .....2001-02-03  
 Byers, Waylon .....2000-01-02

Caley, J.L. ....1917  
 Callan, Dean .....1942  
 Camp, Bob .....1949-50  
 Campbell, C.C. ....1898-99  
 Carman, Frank .....1921-22-23  
 Carr, Earl .....1921-22  
 Carroll, R.M. ....1906-07-08-09  
 Carroll, Tim .....1977-78  
 Carsten, Reed .....1935  
 Carstensen, Earl .....1935  
 Carter, Jeff .....1982-83-84-85  
 Castro, Gus .....1995  
 Cederdahl, James .....1953-54-55  
 Cerney, A.V. ....1920  
 Cerv, Bob .....1947-48-49-50  
 Chamberlain, Joba .....2005-06  
 Chandler, Charles D. ....1892-93  
 Chandler, Sean .....2016  
 Chavez, Chris .....1980-81  
 Chesnut, Jeff .....2013-14-15-16  
 Childs, Brady .....2016-17

Christoph, Richard .....1953  
 Christensen, Austin .....2014-15  
 Christensen, Chad .....2010-11-12-13  
 Christy, Jeff .....2005-06  
 Churchich, Ely .....1959-60  
 Churchich, Jeff .....1983  
 Churchich, Mike .....1967  
 Churchich, Bob .....1966-67  
 Clark, J.M. ....1908-09-10  
 Clarke, Darnell .....1980-81  
 Cline, James A. ....1908  
 Cole, John .....1999-2000-01  
 Collins, Boomer .....2009-10  
 Collins, Francis .....1996-97  
 Collins, Melvin .....1922-24-25  
 Colon, Charles .....1988-89-90  
 Combs, Kelly .....1979-80  
 Conte, Derrick .....2001  
 Cook, Steve .....1995  
 Cooke, H.T. ....1904-09  
 Cooper, Bob Eugene .....1942  
 Cooper, Khiry .....2009-10-11  
 Copenhaver, Ralph .....1934  
 Corrison, Craig .....2007-08  
 Cortelyou, S.V. ....1902-03  
 Costello, Jeff .....1976-77-78-79  
 Costin, Charles .....1931  
 Cotton, Andy .....2008  
 Coufal, Norman .....1954-55-56  
 Courter, Bob .....1994-95  
 Cowan, Justin .....1999-2000  
 Cowgill, H.G. ....1897-98  
 Cox, Christian .....2014-15  
 Crain, David .....1994-95  
 Cramer, Bruce .....1969-70-71-72  
 Crandell, Leslie .....1917  
 Cranston, Jared .....2006  
 Creigh, Thomas .....1897  
 Cronenbold, Brison .....2017-18  
 Cross, Carter .....2018  
 Crowe, Ron .....1987  
 Crownover, L.G. ....1917  
 Cumming, B.H. ....1910  
 Curry, Connor .....2017

**D**

Dakan, Wilfred .....1934  
 Dalton, Jed .....1992-93-94-95  
 Dalton, Josh .....1996  
 Damkroger, Maury .....1972  
 Darby, Austin .....2012-13-14-15  
 Davis, Mark .....1982-83-84-85  
 Davison, Charles M. ....1930-31  
 Davison, Minot .....1931  
 Decker, Robert .....1952  
 DeLeon, Christian .....2013-14  
 Dempcy, Harold .....1931  
 Denker, William .....1947-48-49-50  
 Denning, Reuben .....1937-38-39  
 Denslow, Lloyd .....1906-08  
 DePutron, Ray .....1900-01-02  
 DiBenedetti, Mark .....1978  
 Diers, Bob D. ....1950-51-52  
 Dietz, Craig .....1980  
 Di Grandi, Vince .....1990-91  
 Dilday, Elijah .....2015-16  
 Dinges, Thomas .....1991-92  
 Dingleline, John .....1977  
 Dixon, Dan .....1978  
 Doane, B.L. ....1900-01-02  
 Dobbs, Mike .....1983-84-85-86  
 Doerr, Brian .....1997  
 Dohrmann, Elmer .....1936-37-38  
 Dolsky, Nick .....2011  
 Domeier, Ervin .....1925  
 Dorn, Johnny .....2005-06-07-08  
 Dopp, Terry .....1976-77  
 Dort, Charles L. ....1906  
 Douglas, Ron .....1962-63-64  
 Dowling, H.P. ....1892  
 Downing, Brian .....1998  
 Drevo, Matt .....1997  
 Driscoll, Patrick .....1996-97  
 Dudgeon, John .....1907-08-09  
 Duebelbeis, Kenny .....1997-98  
 Duensing, Brian .....2002-03-05  
 Duff, Wally .....1963-64  
 Dukart, Derek .....1993-94  
 Duncan, Michael B. ....1983-84-85

Dunn, Gerald .....1951-52-53  
 Dunne, Gilbert .....1957-58-59  
 Durham, Clifton .....1995-96-97-98  
 Dymally, Reggie .....1983

**E**

Eckley, Chris .....1991  
 Eddins, Reece .....2015-16-17-18  
 Edlefsen, Steve .....2006-07  
 Edrington, Wes .....2013-15  
 Ehlers, Logan .....2011  
 Ekstrom, Fred .....1924-25  
 Elgert, Pat .....1969-70-71  
 Engelken, Zack .....2015-16-18  
 English, Lowell .....1938  
 Ernst, Tom .....1961-62-63  
 Erstad, Darin .....1993-94-95  
 Erway, Don .....1956  
 Eubanks, Kurt .....1981-82-83-84-85  
 Evans, Rick .....1980-81  
 Ewart, R.L. ....1898  
 Eymann, Brandon .....2001-02  
 Eymann, Kirk .....1974-75-76-77

**F**

Faiman, John .....1963  
 Fairchild, Wayne .....1930  
 Fairley, Craig .....1990  
 Fanucchi, Paul .....1990  
 Farmer, Kurt .....2010-11-12  
 Farst, Tyler .....2008-09-10  
 Faust, Cliff .....1977-78-79-80  
 Federico, Joe .....1987-88  
 Fenlon, J.A. ....1904-06  
 Fiala, Adrian .....1968-69-70  
 Finlay, E.C. ....1901  
 Fish, Steve .....1996-97  
 Fish, Taylor .....2012-13-14-15-16  
 Fisher, Nate .....2015-17-18  
 Fitzgerald, Bill .....1951  
 Fitzgibbon, John .....1941  
 Flasnick, Don .....1936  
 Flock, George .....1964-65  
 Flock, W.M. Dean .....1959  
 Flory, R.D. ....1913  
 Foust, Matt .....2005-06-07  
 Fowler, Doak .....1973-74-75  
 Frank, Owen A. ....1910-13  
 Frankfurt, Wallace .....1931  
 Franklin, John .....1986-87  
 Frazier, Ethan .....2016-17-18  
 Freeland, E.L. ....1907  
 Freeman, Matt .....2008-09-10-11  
 Frei, Milton .....1952  
 French, Kevin .....1989-90  
 Friehauf, Brent .....1983-85  
 Friel, W.M. ....1897-98  
 Fries, Scott .....1999-2000  
 Fry, Jason .....1995-96  
 Furby, Allen .....1967-68  
 Furnish, Brad .....2004  
 Fuslier, Brandon .....2003-05

**G**

Gabelman, Warren .....1940-41-42  
 Gaddis, E.B. ....1906  
 Gaines, R.H. ....1901-02  
 Gappa, David .....1993-94-95  
 Garcia, James .....1992-93  
 Garvey, Neal .....1969-70  
 Garza, Armando .....1990  
 Gaston, Kenneth .....1929  
 Gaughan, Joe .....1964-65  
 Gebler, Robert .....1977-78-79  
 Gehrke, Steve .....1980-81-82-83  
 Geier, Richard .....1954-55-56  
 George, Edwin .....1936-37-38  
 Gerch, Andy .....2005-06-07  
 Gewecke, Steve .....1987  
 Gibbs, Russell A. ....1923-24  
 Giles, William .....1952-54-55  
 Gill, Turner .....1983  
 Giller, Kurt .....2010  
 Gilmore, Glen .....1969-70-72  
 Gleason, Bob .....1959  
 Glismann, Norm .....1974-75-76  
 Gloystein, Elroy .....1947-48-49  
 Goguen, Phil .....1986-87-88  
 Gomes, Justin .....1995-96

Gonzalez, David .....1994  
 Gordon, A.E. ....1896-97-98-99-1900  
 Gordon, Alex .....2003-04-05  
 Gore, Roscoe .....1904  
 Gorsett, Luke .....2006  
 Gottsch, Virgil .....1953-54  
 Gozart, Aaron .....2000  
 Grace, Harvey .....1929-30  
 Gradoville, Frank .....1925  
 Graham, Max .....1934-35  
 Greco, Bob .....2014  
 Green, Charles .....1966-67  
 Greenlaw, Willie .....1955-56  
 Greenslit, Roy .....1909-10  
 Griego, Bob .....1968-69-70  
 Grogan, Robert .....1947-48-49-50  
 Grose, John .....2002-03-04  
 Gross, Kip .....1986  
 Gullion, Joe .....2003

H

Haas, Mark .....1979-80  
 Haas, Paul .....1974-75-76-77  
 Haas, Stan .....1978-79-80  
 Hadley, Mark .....1980-81  
 Hagge, Mojo .....2017-18  
 Hagy, Dale .....1991-92  
 Hakel, Nolan .....2018  
 Halbeison, Harold .....1929-30  
 Hale, Steve .....1999-2000-01-02-03  
 Haley, Mark .....1980-81  
 Hallmark, Jaxon .....2018  
 Hander, Ryan .....2010-11-12-13  
 Hansen, Mike .....1978  
 Harlander, Mike .....1979-80-81  
 Harmelink, Mike .....2005-06  
 Harney, Ed .....1925  
 Harney, Roy .....1917  
 Harrington, Kevin .....1997-98  
 Harris, Jerry .....1960-61  
 Harris, Martin Dell .....1937-38-39  
 Harris, Randy .....1964-65-66  
 Harrison, Phillip .....1984-86  
 Harte, Lloyd .....1913  
 Harvey, Ken .....1997-98-99  
 Hartzell, Larry .....1996  
 Haskell, Ross .....1913  
 Hatasaki, Joe .....2008  
 Hauptman, Casey .....2008-09-10-11  
 Havekost, Ron .....1961-62-63  
 Hawkins, Caleb .....2013  
 Hays, Don .....1949  
 Hays, Hobart .....1947-48-49-50  
 Headley, Blake .....2012-13-14-15  
 Heald, H.C. ....1892-94  
 Healey, Gary .....1974-75-76  
 Hedman, Jeff .....1998-99  
 Heflin, Curtiss .....1985-86  
 Hegwood, Fred .....1946-47-48-49  
 Heinzelman, Robert .....1942  
 Held, Sidney .....1940-41  
 Helfand, Eric .....1988  
 Hellstrom, Gunner .....2018  
 Helmsing, Jack .....1948  
 Hendricks, Bill .....1981-82-83-84  
 Hendricks, Ron .....1983-84  
 Henne, Jon .....1975-76-77-78  
 Henry, Paul .....1988  
 Henwood, Alex .....2016-17-18  
 Hergenrader, Bob .....1964-65-66  
 Herndon, Clarence .....1941  
 Herr, Zach .....2006-07-08  
 Hesse, Chris .....1994  
 Hesse, Josh .....2000-01  
 Hetzel, George .....1908  
 Hevner, Enlowe .....1958-59  
 Hightower, Mark .....2005-06-07  
 Hill, Roger .....1981-82  
 Hill, Scott .....1986  
 Hirsch, Zach .....2011-12-13-14  
 Hirschberg, Pat .....2011  
 Hoadley, S.A. ....1917  
 Hoegemeyer, Leonard .....1934-37  
 Hohensee, Jake .....2014-15-17-18  
 Hoffart, Daren .....2002  
 Hofmaier, Fran .....1952-53-54-55  
 Holland, Lyle .....1924  
 Holmes, C.E. ....1892  
 Holmes, Tom .....1981-82-83-84

Honor, Mark .....1982-84-86  
 Hood, Byron .....2016-17-18  
 Hood, Guy .....1901-02-03  
 Hooper, Scott .....1981-82-83-84  
 Hopper, Matt .....2000-01-02-03  
 Hoppes, Michael .....2013  
 Howell, Colton .....2013-14-15-16  
 Hrubesky, C.G. ....1907  
 Huber, Travis .....2012  
 Hubka, Ernest .....1920  
 Hubka, L.J. ....1924  
 Hughes, Ryan .....2010  
 Humphrey, Chris .....1989  
 Hunt, Brian .....1997-98  
 Hunter, Jeff .....1979-80  
 Hurley, Clifford .....1940  
 Husman, John .....1971

I

Izumi, John .....1991-92

J

Jackson, Dean .....1941-42-46  
 Jackson, Kerrick .....1997  
 Jacobs, Harold .....1946-47  
 Jacobsen, Vincent .....1935-36-37  
 Jadowski, Bill .....1974  
 Jamison, Max B. ....1913  
 Janda, Ray .....1923-24-25  
 Jardine, Earl .....1925  
 Jaros, Nick .....2006  
 Jeffries, Jim .....1983  
 Jenkins, Bob H. ....1950  
 Jenkins, Eugene .....1995-96  
 Jenkins, Pete .....1996  
 Jennings, Dan .....2006-07-08  
 Jennings, Melvin M. ....1908  
 Jensen, Bill E. ....1950-51  
 Jensen, Brett .....2004-05-06  
 Jernigan, Frankie .....1989  
 Jhonnette, Ron .....1967-68-69  
 Johnson, A.J. ....2016-17  
 Johnson, Brian .....1998-99  
 Johnson, Dan .....2000-01  
 Johnson, Delos .....1937-38  
 Johnson, Jeff .....1982  
 Johnson, Julius .....1903  
 Johnson, Curtis .....1964-65  
 Johnson, Marcel .....1988  
 Johnson, N.A. ....1898  
 Johnson, Patrick .....1994-95  
 Johnson, Rocky .....1986-87-88  
 Johnson, Steve .....1967-68  
 Johnston, Dan .....2008  
 Jones, Willie .....2001  
 Jordan, Kevin .....1990  
 Jordan, Malcolm .....1991  
 Jorgensen, Dennis .....1968-69-70  
 Joyce, Richard .....1939  
 Joyce, Robert .....1934-35

K

Kalkowski, Kash .....2009-11-12-13  
 Kane, James .....1956-57-58  
 Karle, Al .....1956-57-58  
 Keller, Jon .....2011-12  
 Keith, Braden .....2004  
 Kelley, Anthony .....1981-82-83  
 Kelly, Pat .....2012-13-14  
 Kent, Brian .....1999  
 Kerkhoff, Nate .....2009  
 Keyes, Marshall .....1929  
 Kildow, Ty .....2012-13-14  
 Kimura, Danny .....1998-99  
 Kindler, George .....1896-97-98  
 King, Garrett .....2015-16  
 King, Jeff .....1976-77  
 King, Richard .....1983-84-85-86  
 King, Tyler .....2011-12-13-14  
 Kingsbury, R.D. ....1899  
 Kinnamon, William .....1946  
 Kiser, Kale .....2009-10-11-12  
 Kissler, Wayne .....1966-67-68  
 Kistaitis, Dale .....1987-88-89-90  
 Kister, Mark .....1985-86-87  
 Klapperich, Casey .....2006  
 Klausung, Jon .....2004-06  
 Klein, Ervine .....1937  
 Klein, Erwin .....1941

Klemke, Cole .....2016  
 Klenke, Ben .....2017-18  
 Kline, Ben .....2008-09  
 Kline, Leonard .....1920  
 Knust, Chris .....1982-83-84  
 Knust, Michael .....1997  
 Knutson, Max .....2014-15-16  
 Koenigsman, Jeff .....1982-83-84  
 Kohli, John .....1987-88  
 Komine, Shane .....1999-2000-01-02  
 Kopf, Delbert R. ....1950-51  
 Korinek, Dennis .....1955  
 Kotab, Edward .....1930-31  
 Krietemeier, Tanner .....2011  
 Kroenke, Zach .....2003-04-05  
 Kryger, Ralph .....1941  
 Kubacki, Jim .....1957  
 Kubat, Kyle .....2012-13-14-15  
 Kulhanek, Courtney .....1991-92  
 Kurosaki, Ryan .....1971-72-73  
 Kuta, Scott .....1991

L

Landgren, George .....1963-64  
 Lang, Elwell .....1924-25  
 Lang, Byrel .....1924-25  
 Lanning, Jeff .....2006-07  
 Lansangan, Tyler .....2011  
 Larkin, Jim .....1978  
 Larsen, Scott .....1998-99  
 Larsen, Tom .....1964  
 Leach, Carl .....1942  
 Ledbetter, Curtis .....2003-04-05  
 Lee, John .....2007  
 Leinen, Patrick .....1987-88-89  
 Leise, Jeff .....2000-01-02-03  
 LeMaster, Bernard .....1939-41-42  
 Lemke, Tom .....2010-11-12  
 Lepley, John .....1985-86-87-88  
 Lesniewicz, Jeff .....1992  
 Letherby, Sam .....1902  
 Leuty, Matt .....2015  
 Lewellen, Verne .....1922-23-24  
 Lewis, Larry .....1956-57-58  
 Lieberher, Phil .....1986-87  
 Liebmann, M.N. ....1898  
 Limon, Vinnie .....1987-88  
 Linn, John .....1920  
 Livingston, Jessie .....1931  
 Locke, Roland A. ....1924  
 Logue, Mickey .....1968  
 Lohrberg, Bob .....1951-54  
 Lomax, Andy .....2004  
 Lubach, Tanner .....2013-14-15  
 Luckey, Zac .....2018  
 Luensmann, Chad .....2016-17  
 Luther, Clayton .....1964-66  
 Luther, Clyde .....1948-49-50-51  
 Lythgoe, Peter .....1996-98

M

Mackey, William .....1917  
 Madison, Jerry .....1989-91  
 Mallette, Claire .....1954  
 Mallette, Pat .....1952-53  
 Marek, Paul .....1969-70  
 Mariot, Michael .....2008-09-10  
 Marlay, C.C. ....1892  
 Marsden, Aaron .....2002-03  
 Martin, Brian .....1993  
 Maser, Jacob .....1929-30-31  
 Maser, Wesley .....1946-47-48  
 Mason, John .....1981-82  
 Mather, Roy .....1909-10  
 Matranga, Dave .....1990-91  
 Mauer, Mark .....1982  
 May, A. ....1913  
 May, Dave .....1963-64  
 Mays, Jeff .....1985  
 McArn, Brian .....1990  
 McClatchey, Dave .....1961  
 McCormack, Jim .....1969  
 McCormick, Dick .....1950-51-52-53  
 McCrory, William .....1920-21-22  
 McDermott, John .....1938-39-40  
 McDiarmid, E.W. ....1899  
 McGill, Quinn .....2014  
 McGinn, Shaun .....1990  
 McGuire, Bill .....1983-84-85

McGuire, Scott .....1992  
 McKay, Jerry .....1958  
 McKay, Matt .....1993-94  
 McKenna, Sean .....1990-91-92-93  
 McManaman, Mark .....1980-81  
 McManaman, Steve .....1975-76-77  
 McManus, Jim .....1979  
 McMullen, W.L. ....1917  
 McSteen, Jake .....2015-16-17-18  
 Melford, W.C. ....1898-99  
 Meliza, L.E. ....1896  
 Mendoza, Mario .....1997  
 Merrill, Kevin .....1986-87  
 Merrill, Bubbs .....2003  
 Metcalfe, W.B. ....1909-10  
 Meyer, Matt .....1995-96  
 Meyers, Jake .....2015-16-17  
 Meyers, Paul .....1984-85-86  
 Michka, Ron .....1963  
 Mickelson, Derek .....1992  
 Milhaven, McGraw .....1987-88-89  
 Miller, Ben .....2014-15-16-17  
 Miller, C.C. ....1904  
 Miller, Corey .....1996  
 Miller, Doug .....1975-76-77-78  
 Miller, Nick .....2011  
 Miltenberger, Ron .....1974-75  
 Mims, Larry .....1984-85-86  
 Mims, Michael .....1991  
 Miroshnichenko, Nik .....2015  
 Mladovich, Ray .....1950-51-52  
 Moore, Craig .....1996-97-98-99  
 Moore, M.S. ....1898-99  
 Morris, Jed .....2001-02  
 Morse, C.L. ....1904-06  
 Mort, Jake .....2006-07-08-09  
 Mosser, Todd .....1990-91-92  
 Motes, Tom .....1939  
 Motley, Mel .....1995-96  
 Mueller, Frank .....1934  
 Mulligan, Bill .....1985  
 Mullinax, Jake .....2003-04  
 Mumm, Erik .....1996-97-98-99  
 Munger, Glen .....1921-22  
 Munson, Robert .....1971-72-73  
 Murakami, David .....1959  
 Murphy, Jeff .....1992  
 Muth, Harlan .....1939  
 Myers, Dave .....1961-62

N

Naasz, Steve .....1981  
 Nagel, Steve .....1975  
 Naiberk, Eldon .....1960-61  
 Nappi, Frank .....1957  
 Neer, Cody .....2008-09  
 Neibauer, Gary .....1965-66  
 Nelson, Richard .....1959  
 Nelson, William .....1953  
 Nesseth, Mike .....2008-09-10  
 Newton, Bryan .....1986-87  
 Niederlein, Tyler .....2010-11-12-13  
 Nihsen, Mike .....2007  
 Nimmo, Bryce .....2005-06-07-08  
 Nolllette, Jeff .....1991-92-93  
 Nolting, Gary .....1977-78-79  
 Novak, Ray .....1952-53  
 Novak, Rob .....1989  
 Novak, Tom .....1948-49-50  
 Novak, Toni .....1948

O

Oakes, Todd .....1982-83  
 Oakley, Steve .....1978-79-80  
 O'Brien, Pete .....1978-79  
 O'Doherty, Dennis .....1972-73-74  
 O'Donnell, Roger .....1946  
 O'Neil, Pat .....2003  
 Odenreider, Chase .....2003  
 Oetgen, Fred .....1931  
 Ofstun, John .....1990  
 Olmstead, E.H. ....1909  
 Olmstead, L.B. ....1910  
 Olson, Rich .....1955  
 Oltsman, Earl .....1960  
 Only, Bryce .....2014  
 Opitz, Jake .....2005-06-07-08  
 Orcutt, Edward .....1934-35

Ossino, Angelo ..... 1941-47-48  
 Ott, Thom ..... 2000-01

**P**

Pace, E.O. .... 1892-93-94-96  
 Packard, L.R. .... 1896-97  
 Palkert, Robbie ..... 2016-17-18  
 Patterson, E.J. .... 1910  
 Patton, Verne ..... 1924-25-30  
 Pekarek, Justin ..... 2001-03-04  
 Penas, Brandon ..... 1999-2000-01  
 Perry, Robert ..... 1993  
 Peters, Bryan ..... 2010-11-12-13  
 Peters, Gary ..... 1955-56  
 Peters, J.W. .... 1896  
 Petersen, Darin ..... 1992-93-94-95  
 Peterson, Harlan R. .... 1921-23-24  
 Pettingill, Tim ..... 1987-88  
 Pettit, Tim ..... 1978-79  
 Petty, J.D. .... 1923  
 Petty, John ..... 1920  
 Pflughaupt, Jason ..... 1992-93-94  
 Pickett, John ..... 1920  
 Pickett, Theodore ..... 1929-30  
 Pierce, Brandon ..... 2011-12-13  
 Pizer, Joe ..... 1921-22  
 Pizzo, Sam ..... 1967  
 Placke, Arnold ..... 1970  
 Placzek, Jake ..... 2013-14-15-16  
 Pohlman, Edwin ..... 1934-35-36  
 Pool, Warren ..... 1921  
 Poore, Reed ..... 1934  
 Potter, Brent ..... 2001  
 Powley, Harlan ..... 1948-50  
 Pressley, H.T. .... 1917  
 Pribanic, Aaron ..... 2008  
 Primante, Val ..... 1978-79  
 Prior, Mark ..... 1980-81  
 Pritchard, Michael ..... 2011-12-13-14  
 Prouty, H.M. .... 1909  
 Purcell, Don ..... 1960-62  
 Purvine, Joe ..... 1989

**R**

Raburn, Alex ..... 2017  
 Radcliffe, Craig ..... 1984  
 Radmacher, Tim ..... 2006-07  
 Ramos, Ken ..... 1987-88-89  
 Randolph, A.M. .... 1894  
 Rank, Tyler ..... 2008-09  
 Ratcliffe, J.F. .... 1910  
 Ray, Lance ..... 1940  
 Raymond, I. .... 1901-02  
 Redfield, Richard ..... 1973-74-75  
 Redmond, Bill ..... 1961-62  
 Reeder, P.E. .... 1896-97-98-99-1900-01  
 Rego, John ..... 1951  
 Reimers, Gary ..... 1956-57-58  
 Reimers, Mark ..... 1981-82  
 Reinmiller, Cleytus ..... 1934  
 Repinski, Zac ..... 2017-18  
 Reveles, Steven ..... 2014-15-16  
 Reynolds, C. .... 1920  
 Reynolds, Robert ..... 1951-52-53  
 Rhea, E.P. .... 1898-99  
 Rhein, Jeff ..... 1991  
 Rhodes, Ed. L. .... 1898-99-1900-01-02  
 Rhodes, John ..... 1924-25  
 Rice, Clark ..... 1942  
 Richards, Nick ..... 1980-81-82  
 Riddell, John ..... 1917  
 Riddell, Ted ..... 1917  
 Riddle, Adam ..... 2002  
 Rine, C.W. .... 1906-07  
 Ringer, J.D. .... 1900  
 Rivera, Tito ..... 2001  
 Robertson, Quinton ..... 2003-04  
 Robinson, E.N. .... 1897  
 Robinson, Paul ..... 1957  
 Rodaway, Brian ..... 1998-99-2000-01  
 Rodman, J.A. .... 1913  
 Rodrigue, Jamie ..... 2000-01-02-03  
 Roeder, Josh ..... 2013-14-15  
 Rogers, Richard ..... 1917  
 Rolston, Dirkes ..... 1954-55-56  
 Rombach, Charles ..... 1966  
 Rose, Eric ..... 2009  
 Rosenberg, Wm. .... 1931  
 Roskam, Luke ..... 2017-18

Roualdes, Jordan ..... 2009-10  
 Roux, John ..... 1964-65-66  
 Row, James ..... 1929-30  
 Rubino, Frank ..... 1939-40  
 Rubino, Robert ..... 1946  
 Ruisinger, Ken ..... 1958-59  
 Russell, R.C. .... 1920-23  
 Russo, John ..... 1978-79  
 Rutledge, Murry ..... 1991  
 Ryan, Joe ..... 1941  
 Ryons, F.B. .... 1896-97-98

**S**

St. Clair, Charles ..... 1992-93  
 Salerno, Pat ..... 1961-62  
 Samuels, Tom ..... 1992  
 Sanders, Craig ..... 1992-94-95  
 Sandstedt, James ..... 1946-47-48-49  
 Sanger, Rich ..... 1973  
 Sanguinetti, Rich ..... 2012-13  
 Sauer, Robert ..... 1941  
 Sawyers, Andy ..... 1997-98  
 Scanlan, Daniel ..... 1968  
 Schafer, Greg ..... 1979-80  
 Scheffert, Josh ..... 2010-11-12-13  
 Schelby, Floyd ..... 1934  
 Scherger, Joe ..... 1977-78-79-80  
 Schindel, Don ..... 1961-62-63  
 Schleiger, Bob ..... 1948-49  
 Schleppenbach, Jake ..... 2015-16-17  
 Schleuter, H.C. .... 1907-08  
 Schmadeke, Lloyd ..... 1937-38-39  
 Schmidt, Bryan ..... 1997  
 Schmidt, F.A. .... 1906  
 Schmieding, Orville ..... 1947  
 Schmode, Alvin ..... 1939-40  
 Schneider, Dave ..... 1999-2000  
 Schnoor, Chuck ..... 1978  
 Schoeninger, Tim ..... 2003-04  
 Scholten, J.D. .... 2002  
 Schoepfel, Andrew F. .... 1921  
 Schreiber, Max ..... 2018  
 Schreiber, Scott ..... 2015-16-17-18  
 Schuldt, Matt ..... 1998  
 Schultz, Scott ..... 1996  
 Schwab, Drew ..... 2006  
 Scott, Tim ..... 2007  
 Sealer, Joel ..... 1987-88  
 Searle, Robert ..... 1940  
 Sears, Todd ..... 1995-96-97  
 Seaton, Tim ..... 1991-92  
 Sebra, Bob ..... 1981-82-83  
 Sedlak, Reynold ..... 1942  
 Seely, Justin ..... 2001-02  
 Seger, Fred ..... 1953-54  
 Semin, Bob ..... 1959-60  
 Severson, A. Rodell ..... 1935  
 Shabala, Adam ..... 1999-2000  
 Shapley, Joseph ..... 1990  
 Sharp, James ..... 1947-48  
 Sharpe, Sam ..... 1971-72-73-74  
 Sharpe, Tony ..... 1966-67  
 Shaw, Marion ..... 1917  
 Shaw, Milan ..... 1958  
 Shaw, Roy ..... 1917  
 Shepherd, Alvie ..... 1993-94-95  
 Shirek, Charlie ..... 2006-07  
 Shirek, Phil ..... 2002-03-04-05  
 Shibata, Dennis ..... 1973  
 Shidler, George P. .... 1902  
 Shockey, Colin ..... 2004  
 Short, Jim ..... 1991  
 Shull, Jack ..... 1951  
 Sidell, H.E. .... 1896  
 Siebler, Dwight ..... 1957-58  
 Sieck, Keith ..... 1962-63  
 Sieler, Douglas ..... 1958-59-60  
 Sillman, Mike ..... 2001-02-03-04  
 Simmons, Ronnie ..... 1966  
 Simokaitis, Joe ..... 2002-03-04-05  
 Sinclair, Chance ..... 2014-15  
 Sinovich, Tim ..... 1980-81  
 Sirak, Ken ..... 1987-88-89  
 Sirianni, Jay ..... 1996-97-98-99  
 Skillicorn, Dirk ..... 1989-90-91  
 Sloan, Clair ..... 1929-30  
 Smaha, Clark ..... 1925  
 Smaha, George ..... 1922-23  
 Smidt, Randy ..... 1982-83

Smith, Al ..... 2004  
 Smith, Elbert ..... 1931  
 Smith, James ..... 1971-72-73-74  
 Smith, Jim ..... 1965-66  
 Smith, M.R. .... 1920  
 Smith, Steve ..... 1961-62  
 Smith, Tim ..... 1989  
 Snygg, Russell ..... 1929-30-31  
 Solich, Frank ..... 1965  
 Sorenson, Kennet ..... 2018  
 Sowers, Brett ..... 2008  
 Spiegel, Chuck ..... 1983  
 Spiehs, R.D. .... 1999-2000-01  
 Spiehs, Randall ..... 1969-70-71  
 Spitsnogle, Dexter ..... 2012  
 Spurgeon, Steve ..... 1986-87  
 Spurlock, Gerald ..... 1934-35-36  
 Stall, Lloyd ..... 1936  
 Stanek, Greg ..... 1989  
 Stanicek, Steve ..... 1980-81-82  
 Starkins, Donny ..... 1998  
 Steele, Chad ..... 2003-04  
 Stein, C.G. .... 1904  
 Steinhoff, Mitch ..... 2016-17-18  
 Stenberg, Eugene ..... 1935  
 Stern, Adam ..... 1999-2000-01  
 Stewart, David ..... 2008  
 Stevenson, B.B. .... 1908  
 Stevenson, Jim ..... 1965-68  
 Stickels, Robert ..... 1965-66-67  
 Stock, Richard ..... 2012  
 Stohs, Gene ..... 1969-70-71-72  
 Stork, Floyd ..... 1946  
 Stovall, Jeff ..... 2012  
 Strasser, Jeff ..... 1994-95  
 Strasser, John ..... 1994  
 Stringer, Corey ..... 2013  
 Stroman, C.F. .... 1891-92-93-94  
 Strong, Jamal ..... 1999-2000  
 Stuckey, Sam ..... 2011-12  
 Stuckey, Tom ..... 1970  
 Sturzenegger, A.J. .... 1909-10  
 Stych, Jason ..... 1996  
 Stych, Jeff ..... 1991  
 Sullivan, Beau ..... 2004  
 Sullivan, Nick ..... 2006-07-08-09  
 Sundstrom, Clemens ..... 1936-37-38  
 Swanson, Clarence E. .... 1920  
 Swanson, Ernest ..... 1940-41-42  
 Swett, Rex ..... 1961

**T**

Tackett, Gary ..... 1989-90-91  
 Tate, Khris ..... 2010-11  
 Taylor, Jeff ..... 1986-87-88  
 Tegtmeier, Doug ..... 1988-89-90  
 Tegtmeier, Oscar ..... 1939-40-41  
 Tezak, Jeff ..... 2007-08-09  
 Thomas, Bobby ..... 1976  
 Thompson, Cade ..... 2009-10  
 Thomsen, Fred ..... 1921-22  
 Thomsen, Thomas ..... 1925  
 Thomsen, Vernon ..... 1940  
 Thorell, Greg ..... 1989-90-91  
 Thorell, William ..... 1990  
 Thune, Logan ..... 2013  
 Tidball, Tom ..... 1968-69-70  
 Tighe, Mike ..... 1997  
 Tillotson, Paul ..... 2017-18  
 Timm, Dustin ..... 2001-03-04-05  
 Tolentino, Patric ..... 2010-11  
 Tolly, Harry ..... 1959-60  
 Tomich, Dan ..... 1982  
 Tomlin, Matt ..... 1998  
 Torczon, Eugene ..... 1957-58  
 Towle, Max ..... 1912-13  
 Townsend, M.E. .... 1901-02-03-04  
 Trimble, F. Cleveland ..... 1935-36  
 Tromba, Ray ..... 1979-80  
 Tunnison, Gary ..... 1964-65-66  
 Turner, Allan ..... 1935-36  
 Turney, David ..... 1984  
 Twitty, Doug ..... 1989

**U**

Ullstrom, Glenn ..... 1929-30  
 Underwood, C. .... 1913  
 Urban, Quentin ..... 2013

**V**

Valasek, Justin ..... 1998  
 Van Buskirk, Leonard ..... 1940  
 Van Linge, Spencer ..... 1996-97  
 Vaughn, Tyler ..... 2004  
 Vlieger, Brandt ..... 1999-2000  
 Vogt, Dylan ..... 2010-11-12-13  
 Vojtesak, Mike ..... 1979-80-81-82  
 Volz, M.G. .... 1923-24-25  
 Vosik, Bill ..... 1990-91  
 Vrbka, Linus ..... 1950

**W**

Wagner, Matt ..... 2006  
 Wahl, Herman ..... 1934  
 Waldron, Matt ..... 2016-17-18  
 Waldron, Mike ..... 2016-17-18  
 Walker, John ..... 1985  
 Wall, Jan ..... 1960-61-63  
 Walter, Alex ..... 1966-67-68  
 Wampler, Lloyd ..... 1935-36-37  
 Ward, A.W. .... 1907-08-09  
 Warren, Matt ..... 2018  
 Watson, Keegan ..... 2018  
 Watson, Tony ..... 2005-06-07  
 Watson, W.B. .... 1907  
 Watters, F.E. .... 1910  
 Webb, Roger ..... 1984-85  
 Weber, Thad ..... 2007-08  
 Wehrle, Ryan ..... 2005-06-07  
 Wells, A.B. .... 1897-98  
 Wells, Matt ..... 2003  
 Wertz, Luke ..... 2005-06-07  
 Wetterberg, Larry ..... 1973-74  
 White, Ernest ..... 1937  
 Wiles, Chad ..... 1997-99-2000  
 Wilkening, Jesse ..... 2016-17-18  
 Williams, Chris ..... 2010-11  
 Williams, LaVerne ..... 1929-30  
 Williams, Meredith ..... 1929-30-31  
 Williams, Seth ..... 1996-97  
 Williams, Terry A. .... 1904  
 Wilson, Dow ..... 1938-39-40  
 Wilson, H.S. .... 1904  
 Wilson, Richard ..... 1973  
 Winget, Cody ..... 1994-95  
 Winter, Keith ..... 1967-68  
 Winum, Larry ..... 1975-76-77-78  
 Witt, Willard ..... 1929-30  
 Wobken, Bruce ..... 1986-87-88-89  
 Woita, Julius ..... 1941  
 Wolff, Frank ..... 1942  
 Wondra, Leon ..... 1931-34  
 Wright, Charles ..... 1952-53  
 Wright, Dan ..... 2000  
 Wright, Thurman ..... 1947  
 Wulfing, Scott ..... 1994-95  
 Wythers, Roy ..... 1920

**Y**

Yingling, Jerry ..... 1975-76  
 Yost, Sean ..... 2009-10-11

**Z**

Zajeski, Mike ..... 1988-89-90-91-92  
 Zander, Phil ..... 2004  
 Zangari, Mickey ..... 1966-67  
 Zentic, Leroy ..... 1959-60  
 Ziegenbien, Charles ..... 1956-57-58  
 Ziegenbien, Rudolph ..... 1922  
 Zubor, Brian ..... 1995-96-97-98

**1889  
(1-2)**

Doane College ..... W, 23-6  
Ulysses ..... L, 7-9  
Ulysses ..... L, 4-5

**1890  
(2-3)**

Doane College ..... W, 22-14  
Hastings ..... L, 1-10  
Hastings ..... L, 7-14  
Wesleyan ..... W, 8-1  
Lincoln Giants ..... L, 4-7

**1891  
(1-0)**

Wesleyan ..... W, 19-15

**1892  
(0-2-1)**

Lincoln League ..... L, 8-11  
Baker ..... T, 5-5  
Kansas ..... L, 4-5

**1893  
(3-0)**

Wesleyan ..... W, 20-0  
Peru Normal ..... W, 18-2  
Omaha YMCA ..... W, 11-1

**1894-96 (No Team)**

**1897  
(8-5-1)**

Nebraska-Omaha ..... W, 10-9  
Omaha Originals ..... W, 9-4  
Council Bluffs ..... L, 9-10  
David City ..... W, 5-0  
Kansas ..... W, 10-4  
Kansas ..... W, 9-5  
at Drake ..... W, 15-0  
at Iowa ..... W, 14-7  
at Notre Dame ..... L, 5-6  
at Northwestern ..... L, 5-9  
at Illinois ..... L, 9-14  
at Chicago ..... T, 2-2  
Nebraska-Omaha ..... L, 6-9  
Wahoo ..... W, 16-0

**1898  
(6-4)**

Omaha League ..... L, 9-13  
Wahoo ..... W, 16-1  
Missouri State ..... W, 14-2  
Washburn ..... W, 11-10  
Wymore ..... W, 8-6  
Kansas ..... W, 8-4  
Kansas State ..... W, 33-3  
St. Mary's, Kan. .... L, 6-7  
Kansas ..... L, 9-13  
Missouri State ..... L, 6-7

**1899  
(8-4)**

at Kansas State ..... W, 10-1  
at St. Mary's, Kan. .... W, 2-1  
at Washburn ..... W, 13-6  
at Kansas ..... W, 8-4  
at Kansas ..... L, 7-12  
at Missouri State ..... L, 5-7  
at Indiana ..... L, 4-5  
at Purdue ..... W, 13-1  
at Notre Dame ..... L, 6-16  
at Iowa State ..... W, 5-1  
Omaha Originals ..... W, 8-7  
Nebraska Indians ..... W, 20-5

**1900  
(8-12)**

Omaha League ..... L, 6-9  
Omaha League ..... L, 2-5  
Omaha League ..... L, 4-5

Omaha League ..... L, 10-13  
Nebraska Indians ..... L, 10-11  
Highland Park ..... L, 3-13  
at Cornell ..... W, 13-1  
at Lake Forest ..... W, 11-8  
at Notre Dame ..... L, 7-12  
at Purdue ..... L, 1-7  
at DePaul ..... L, 3-13  
at Indiana ..... W, 7-6  
at Missouri State ..... W, 20-3  
at Missouri Wesleyan ..... W, 18-13  
at Kansas ..... L, 1-8  
at Washburn ..... L, 5-6  
at St. Mary's, Kan. .... L, 5-6  
at Missouri State ..... W, 10-8  
at Washburn ..... W, 11-10  
Des Moines ..... W, 5-3

**1901  
(9-11)**

4/10 Omaha League ..... L, 1-5  
4/19 Missouri ..... W, 16-1  
4/20 Missouri ..... W, 9-3  
4/22 at Omaha League ..... L, 1-10  
4/23 at Omaha League ..... L, 1-15  
4/26 Kansas ..... W, 17-14  
5/1 Omaha League ..... L, 5-19  
5/4 at Still College ..... W, 16-6  
5/6 at Simpson ..... W, 5-4  
5/7 at Iowa ..... W, 5-2  
5/8 at Notre Dame ..... L, 12-16  
5/9 at South Bend ..... L, 6-10  
5/10 at Indiana ..... L, 4-5  
5/11 at Purdue ..... L, 4-9  
5/13 at Missouri ..... W, 14-3  
5/14 at Missouri ..... W, 16-10  
5/15 at William Jewel ..... W, 15-6  
5/22 Highland Park ..... L, 3-5  
6/1 Minnesota ..... L, 3-5  
6/2 Nebraska City ..... L, 2-3

**1902  
(17-8)**

4/7 Omaha League ..... L, 3-11  
4/8 Omaha League ..... L, 4-9  
4/9 Omaha League ..... L, 2-9  
4/16 at Omaha League ..... L, 1-2  
4/17 at Omaha League ..... L, 2-5  
4/19 Nebraska Indians ..... W, 13-5  
4/23 at Cedar Rapids ..... L, 4-14  
4/24 at Luther College ..... W, 5-0  
4/26 at Minnesota ..... W, 4-0  
5/1 Kansas ..... W, 25-8  
5/2 Kansas ..... W, 15-14  
5/3 at Highland Park ..... W, 6-0  
5/6 at Iowa ..... W, 7-2  
5/7 at Knox College ..... W, 10-0  
5/8 at Northwestern ..... L, 3-11  
5/9 at Notre Dame ..... L, 0-2  
5/10 at Purdue ..... W, 8-5  
5/12 at Missouri ..... W, 5-1  
5/14 at Kansas ..... W, 5-1  
5/15 at Kansas ..... W, 6-0  
5/16 at Washburn ..... W, 13-3  
5/17 at St. Mary's, Kan. .... W, 7-2  
5/17 at Manhattan ..... W, 15-6  
5/24 at Creighton ..... W, 9-3  
5/29 Drake ..... W, 10-6

**1903 (No Team)**

**1904  
(10-3)**

Omaha League ..... W, 17-4  
Omaha League ..... L, 6-10  
Nebraska Indians ..... W, 10-7  
Nebraska Indians ..... W, 10-5  
at Luther College ..... L, 9-10  
at Minnesota ..... W, 10-1  
at Chicago ..... L, 1-3  
at Notre Dame ..... W, 4-3  
at Knox College ..... W, 10-2  
at Grinnell ..... W, 6-4  
at Highland Park ..... W, 13-8

at Creighton ..... W, 12-0  
South Dakota ..... W, 19-2

**1905  
(5-16-1)**

Lincoln League ..... L, 1-2  
at Manhattan ..... W, 10-0  
at Kansas ..... L, 3-4  
at Kansas ..... T, 5-5  
at Fort Riley ..... L, 2-11  
Lincoln League ..... L, 0-6  
Lincoln League ..... W, 3-2  
Nebraska Indians ..... L, 13-14  
Lincoln League ..... L, 3-5  
Lincoln League ..... L, 1-7  
at Ames College ..... W, 4-1  
at Grinnell ..... W, 5-2  
at Iowa ..... L, 2-3  
at Knox College ..... L, 6-8  
at Purdue ..... L, 1-3  
at Indiana ..... W, 5-0  
at James Millikin ..... L, 5-8  
at Notre Dame ..... L, 3-6  
Creighton ..... L, 2-4  
Kansas ..... L, 3-9  
Kansas ..... L, 5-6  
at Creighton ..... L, 3-8

**1906  
(5-12-1)**

at Kansas State ..... W, 10-0  
at Kansas ..... L, 3-4  
at Kansas ..... T, 5-5  
at Fort Riley ..... L, 2-11  
Nebraska Indians ..... L, 13-14  
at Ames College ..... W, 4-1  
at Grinnell ..... W, 5-2  
at Iowa ..... L, 2-3  
at Knox College ..... L, 6-8  
at Purdue ..... L, 1-3  
at Indiana ..... W, 5-0  
at James Millikin ..... L, 5-8  
at Wabash ..... L, 0-3  
at Notre Dame ..... L, 0-3  
Creighton ..... L, 2-4  
Kansas ..... W, 10-3  
Kansas ..... L, 5-6  
Creighton ..... L, 3-8

**1907  
(5-11-1)**

4/9 Lincoln League ..... T, 1-1  
4/25 at Wesleyan ..... L, 3-9  
4/27 Missouri ..... W, 6-2  
4/28 Cotner College ..... W, 14-13  
5/4 at Ames College ..... L, 0-9  
5/6 at Grinnell ..... L, 4-11  
5/7 at Iowa ..... L, 2-5  
5/8 at Cornell ..... W, 4-3  
5/9 at Minnesota ..... W, 8-7  
5/10 at Luther College ..... L, 3-4  
5/11 at Wisconsin ..... L, 2-3  
5/13 at Beloit College ..... L, 0-2  
5/14 at Notre Dame ..... L, 0-4  
5/15 at Purdue ..... L, 2-8  
5/16 at James Millikin ..... W, 1-0  
5/17 at Knox College ..... L, 1-7  
5/18 at Monmouth ..... L, 2-7

**1908  
(4-12-2)**

4/2 Lincoln League ..... L, 0-12  
4/3 at Lincoln League ..... L, 1-4  
4/4 at Lincoln League ..... L, 0-12  
4/6 at Lincoln League ..... L, 5-21  
4/14 at Wesleyan ..... L, 4-5  
4/30 at Wesleyan ..... W, 7-6  
5/2 at Highland Park ..... L, 4-14  
5/4 at Ames College ..... L, 5-19  
5/5 at Grinnell ..... L, 6-7  
5/6 at Iowa ..... W, 5-2  
5/7 at Minnesota ..... T, 4-4  
5/8 at St. Thomas ..... L, 5-6  
5/9 at Luther College ..... W, 11-4

5/12 at Beloit College ..... L, 1-2  
5/14 at Washington U. .... L, 6-8  
5/15 at St. Louis ..... L, 0-1  
5/16 at Christian Bible ..... T, 3-3  
5/16 at St. Louis ..... W, 10-8

**1909  
(12-14)**

4/7 Wesleyan ..... W, 4-3  
4/8 at Tabor College ..... W, 12-1  
4/9 at Missouri ..... W, 6-2  
4/9 at Missouri ..... L, 1-10  
4/13 at William Jewel ..... W, 4-1  
4/14 at Haskell ..... W, 4-1  
4/15 at St. Mary's, Kan. .... L, 2-8  
4/15 at Kansas State ..... L, 3-7  
4/16 at Kansas ..... L, 2-7  
4/17 at Kansas ..... L, 0-10  
4/19 at Wesleyan ..... L, 4-5  
4/21 Kansas State ..... W, 14-3  
4/22 at Lincoln League ..... L, 4-8  
4/26 at Missouri ..... W, 11-7  
4/27 at Missouri ..... W, 8-2  
4/28 at Cotner College ..... L, 0-1  
4/28 Kansas ..... L, 0-3  
5/1 at Ames College ..... L, 5-9  
5/3 at Drake ..... W, 8-3  
5/4 at Grinnell ..... W, 3-1  
5/5 at Cornell ..... W, 17-3  
5/6 at Luther College ..... L, 0-4  
5/7 at Minnesota ..... L, 5-6  
5/8 at Minnesota ..... L, 5-6  
5/15 Drake ..... W, 4-1  
6/3 Highland Park ..... L, 2-4

**1910  
(7-7-1)**

4/13 at Kansas State ..... L, 2-7  
4/14 at Kansas State ..... L, 3-11  
4/19 at Wesleyan ..... W, 6-3  
4/27 at Highland Park ..... W, 17-5  
4/30 at Ames College ..... L, 1-2  
5/1 at Ames College ..... T, 2-2  
5/3 at Highland Park ..... L, 2-4  
5/4 at Grinnell ..... W, 10-4  
5/5 at Cornell ..... L, 0-2  
5/7 at Morningside ..... W, 5-3  
5/14 South Dakota ..... W, 7-4  
5/20 Ames College ..... L, 4-12  
5/21 Ames College ..... W, 4-2  
5/25 Kansas State ..... L, 2-9  
5/26 Cotner College ..... W, 5-4

**1911 (No Team)**

**1912  
(3-0)**

4/13 at Doane College ..... W, 4-0  
4/17 Tarkio College ..... W, 7-6  
4/26 Kearney Normal ..... W, 9-2

**1913-1918 (No Team, WWI)**

**1919  
(5-3)**

Wesleyan ..... W, 7-2  
Oklahoma A&M ..... L, 2-7  
Oklahoma A&M ..... L, 2-8  
Oklahoma ..... L, 2-7  
Haskell ..... W, 3-2  
Haskell ..... W, 8-5  
South Dakota ..... W, 7-0  
South Dakota ..... W, 16-12

**1920  
(7-6)**

4/17 Wesleyan..... W, 7-2  
4/21 at Oklahoma..... L, 2-7  
4/22 at Oklahoma..... L, 2-8  
4/23 at Oklahoma A&M..... L, 1-8  
4/30 Haskell..... L, 2-3  
5/1 Haskell..... W, 7-2  
5/6 South Dakota..... W, 7-0  
5/7 South Dakota..... W, 16-12  
5/19 California..... W, 1-0  
5/14 Drake..... W, 1-0  
5/15 Drake..... L, 3-7  
5/21 at South Dakota..... W, 16-0  
5/22 at South Dakota..... L, 3-4

**1921  
(8-5)**

4/16 Cotner College..... W, 11-10  
4/22 Wesleyan..... W, 15-3  
4/23 Wesleyan..... W, 9-0  
4/27 at Kansas State..... W, 5-2  
4/28 at Kansas State..... W, 6-5  
4/29 at Kansas..... L, 3-7  
5/11 Haskell..... W, 8-2  
5/12 Haskell..... W, 9-2  
5/19 at Oklahoma..... W, 1-0  
5/20 at Oklahoma..... L, 1-7  
5/21 at Oklahoma..... L, 4-5  
5/23 Kansas State..... L, 5-8  
5/24 Kansas State..... L, 5-6

**1922  
(12-4)**

3/30 at Oklahoma..... W, 6-3  
3/31 at Oklahoma..... W, 4-2  
4/1 at Oklahoma..... L, 3-5  
4/4 Missouri Valley..... L, 10-11  
4/16 Wesleyan..... W, 16-7  
4/22 Wesleyan..... W, 16-1  
5/5 Kansas State..... W, 5-4  
5/6 Kansas State..... W, 7-6  
5/8 Washington U..... L, 4-8  
5/9 Washington U..... W, 8-5  
5/12 at Ames College..... W, 7-5  
5/13 at Ames College..... W, 3-2  
5/17 Ames College..... W, 7-5  
5/18 Ames College..... W, 6-3  
6/3 Kansas..... W, 3-2  
6/5 at Kansas..... L, 2-8

**1923  
(6-12)**

4/2 at Oklahoma..... L, 4-13  
4/3 at Oklahoma..... L, 5-6  
4/13 at Missouri..... W, 13-7  
4/14 at Missouri..... W, 10-1  
4/20 at Washington U..... W, 15-12  
4/21 at Washington U..... L, 7-12  
4/27 Oklahoma..... L, 2-4  
4/28 Oklahoma..... W, 4-3  
5/4 Missouri..... W, 5-4  
5/5 Missouri..... L, 5-9  
5/10 Ames College..... L, 4-5  
5/11 Ames College..... W, 8-3  
5/18 at Ames College..... L, 1-4  
5/19 at Ames College..... L, 6-7  
5/21 Kansas State..... L, 1-2  
5/22 Kansas State..... L, 2-7  
5/25 Kansas..... L, 3-5  
5/26 Kansas..... L, 4-6

**1924  
(10-8)**

3/31 at SMU..... L, 13-18  
4/1 at SMU..... L, 2-3  
4/2 at Dallas..... W, 10-4  
4/2 at Dallas..... W, 4-3  
4/4 at Oklahoma..... L, 2-5  
4/5 at Oklahoma..... L, 0-3  
4/9 at Missouri..... W, 4-3  
4/10 at Missouri..... L, 2-4  
4/11 at Missouri Valley..... W, 11-8  
4/15 Kansas..... W, 8-2

4/16 Kansas..... W, 4-2  
5/2 Kansas State..... L, 5-8  
5/2 Kansas State..... W, 9-8  
5/10 at Kansas State..... W, 4-1  
5/10 at Kansas State..... W, 6-3  
5/19 Meyi, Japan..... L, 3-4  
5/21 Oklahoma..... L, 4-5  
5/22 Oklahoma..... W, 10-1

**1925  
(8-7)**

4/4 at St. Mary's, Kan..... L, 4-5  
4/21 at Missouri..... W, 7-0  
4/22 at Missouri..... L, 3-4  
4/23 at St. Louis..... L, 3-17  
4/24 at Washington U..... W, 3-1  
4/25 at Washington U..... L, 3-7  
5/1 at Kansas State..... W, 4-3  
5/2 at Kansas State..... W, 10-7  
5/4 Ames College..... L, 3-5  
5/5 Ames College..... W, 1-0  
5/15 Oklahoma..... L, 3-4  
5/19 Kansas State..... L, 2-6  
5/20 Kansas State..... W, 6-1  
5/22 at Ames College..... W, 14-2  
5/23 at Ames College..... W, 4-1

**1926-28 (No Team)**

**1929**

**(12-5-1, 10-5 Big Six)**

**Big Six Conference Champions**

4/16 at Oklahoma..... T, 4-4  
4/17 at Oklahoma..... L, 0-8  
4/19 at Missouri..... L, 3-4  
4/20 at Missouri..... L, 0-1  
5/3 Kansas State..... W, 3-2  
5/4 Kansas State..... W, 1-0  
5/10 Haskell..... W, 9-1  
5/11 Haskell..... W, 3-1  
5/13 at Kansas..... W, 5-4  
5/14 at Kansas..... W, 10-9  
5/17 at Kansas State..... W, 8-7  
5/18 at Kansas State..... L, 0-1  
5/20 Oklahoma..... W, 5-2  
5/21 Oklahoma..... W, 4-3  
5/24 at Iowa State..... W, 4-1  
5/25 at Iowa State..... W, 6-4  
6/5 Missouri..... W, 3-2  
6/6 Missouri..... L, 4-9

**1930**

**(9-7, 7-5 Big Six)**

4/19 Haskell..... L, 4-9  
4/19 Haskell..... W, 7-6  
4/22 at Missouri..... L, 1-3  
4/23 at Missouri..... L, 7-10  
4/25 at Oklahoma..... L, 5-6  
5/2 at Iowa..... W, 2-0  
5/3 at Iowa..... L, 2-3  
5/5 at Kansas..... W, 16-2  
5/9 at Ames College..... L, 3-5  
5/10 at Ames College..... W, 12-8  
5/13 Missouri..... W, 9-3  
5/14 Missouri..... W, 2-1  
5/15 Kansas State..... W, 9-5  
5/16 Kansas State..... L, 1-3  
5/17 Ames College..... W, 14-1  
5/18 Ames College..... W, 8-6

**1931**

**(2-10, 2-8 Big Six)**

5/1 Ames College..... L, 5-12  
5/2 Ames College..... L, 0-4  
5/9 at NW Missouri State..... L, 0-6  
5/10 at NW Missouri State..... L, 1-6  
5/11 at Oklahoma..... L, 0-3  
5/12 at Oklahoma..... L, 1-2  
5/15 at Missouri..... L, 0-9  
5/16 at Missouri..... L, 5-6  
5/22 Kansas..... W, 9-8  
5/23 Kansas..... W, 9-7  
5/26 at Kansas State..... L, 4-20  
5/27 at Kansas State..... L, 1-5

**1932 (No Team)**

**1933  
(3-1)**

5/6 Concordia, Neb..... W, 12-6  
5/16 at Concordia, Neb..... L, 5-10  
5/19 York College..... W, 4-0  
5/23 at York College..... W, 12-6

**1934**

**(5-9, 2-8 Big Six)**

4/13 at Kansas State..... L, 4-12  
4/14 at Kansas State..... W, 3-2  
4/20 Concordia, Neb..... L, 13-29  
4/27 Kansas State..... L, 4-9  
4/28 Kansas State..... L, 6-15  
5/4 Iowa State..... L, 4-6  
5/5 Iowa State..... W, 13-12  
5/8 at York College..... W, 16-4  
5/11 at Iowa State..... L, 3-6  
5/12 at Iowa State..... L, 8-9  
5/18 at Concordia, Neb..... W, 7-1  
5/19 Kansas State..... L, 5-15  
5/20 Kansas State..... L, 6-19  
5/21 York College..... W, 18-3

**1935**

**(4-12, 2-7 Big Six)**

4/12 Minnesota..... L, 2-8  
4/13 Minnesota..... L, 5-20  
4/15 at Iowa State..... L, 0-6  
4/16 at Iowa State..... L, 3-4  
4/17 at Luther College..... L, 1-3  
4/18 at Upper Iowa..... L, 4-7  
4/19 at Northern Iowa..... W, 7-3  
4/20 at Northern Iowa..... L, 7-8  
4/26 at Kansas State..... L, 3-20  
4/27 at Kansas State..... W, 8-7  
5/3 Kansas State..... W, 13-2  
5/4 Kansas State..... L, 3-15  
5/7 Oklahoma..... L, 2-15  
5/8 Oklahoma..... L, 0-7  
5/9 Oklahoma..... L, 4-8  
5/16 at South Dakota..... W, 10-2

**1936**

**(3-11, 2-9 Big Six)**

4/17 Iowa State..... L, 8-13  
4/18 Iowa State..... L, 4-7  
4/20 at Oklahoma..... L, 3-6  
4/21 at Oklahoma..... L, 3-6  
4/22 at Oklahoma..... L, 0-1  
4/24 at Missouri..... L, 1-2  
4/25 at Missouri..... W, 8-4  
5/1 Kansas State..... W, 4-0  
5/2 Kansas State..... L, 1-4  
5/14 at Iowa State..... L, 3-10  
5/15 at Iowa State..... L, 2-8  
5/16 at Luther College..... L, 1-9  
5/18 at Minnesota..... L, 1-10  
5/19 at Minnesota..... W, 3-2

**1937**

**(5-12, 4-9 Big Six)**

4/14 Oklahoma A&M..... W, 7-4  
4/16 at Kansas State..... L, 6-9  
4/17 at Kansas State..... L, 6-13  
4/20 Iowa State..... L, 4-6  
4/21 Iowa State..... W, 11-4  
4/23 at Missouri..... L, 6-7  
4/24 at Missouri..... L, 8-10  
4/30 Kansas..... W, 7-2  
5/1 Kansas..... L, 6-7  
5/8 Oklahoma..... L, 6-15  
5/10 Oklahoma..... L, 6-9  
5/11 Oklahoma..... W, 7-5  
5/21 at Iowa State..... W, 5-4  
5/22 at Iowa State..... L, 6-8  
6/10 at Toledo..... L, 5-8  
6/11 at Michigan Tech..... L, 4-6  
6/12 at Michigan State..... L, 0-6

**1938**

**(7-8, 5-5 Big Six)**

4/4 at Baylor..... L, 7-9  
4/5 at Baylor..... L, 0-6  
4/9 at Oklahoma A&M..... W, 4-2  
4/22 Missouri..... L, 1-5  
4/23 Missouri..... L, 0-14  
4/29 Kansas State..... L, 2-6  
4/30 Kansas State..... L, 2-7  
5/2 at Kansas..... W, 6-3  
5/3 at Kansas..... W, 7-5  
5/6 Iowa State..... W, 6-5  
5/7 at Iowa State..... W, 10-2  
5/12 at Iowa State..... L, 4-5  
5/13 at Iowa State..... W, 10-2  
5/14 at Luther College..... W, 5-4  
5/17 California..... L, 2-4

**1939**

**(5-13, 4-6 Big Six)**

4/5 at Arizona..... L, 1-6  
4/6 at Arizona..... L, 3-6  
4/7 at Arizona..... L, 3-10  
4/10 at St. Mary's, Calif..... L, 3-9  
4/11 at San Jose State..... L, 7-8  
4/12 at California..... W, 10-3  
4/14 at Colorado..... L, 4-5  
4/15 at Colorado..... L, 3-5  
4/24 at Missouri..... L, 1-2  
4/25 at Missouri..... L, 3-9  
4/28 at Kansas State..... L, 3-6  
4/29 at Kansas State..... L, 5-6  
5/5 Kansas..... W, 4-3  
5/6 Kansas..... W, 6-4  
5/8 at Iowa State..... W, 10-5  
5/9 at Iowa State..... W, 16-5  
5/18 Oklahoma..... L, 3-5  
5/19 Oklahoma..... L, 2-11

**1940**

**(4-12, 3-9 Big Six)**

4/18 at Luther College..... W, 4-3  
4/19 at Iowa State..... L, 3-5  
4/20 at Iowa State..... L, 2-8  
4/26 Missouri..... L, 5-7  
4/27 Missouri..... L, 2-8  
5/3 at Kansas..... W, 9-6  
5/4 at Kansas..... W, 7-6  
5/10 Kansas State..... L, 5-8  
5/11 Kansas State..... W, 11-1  
5/13 Iowa State..... L, 4-7  
5/14 Iowa State..... L, 8-24  
5/16 at Oklahoma A&M..... L, 3-7  
5/17 at Oklahoma A&M..... L, 0-9  
5/18 at Oklahoma..... L, 2-5  
5/24 Colorado..... L, 5-9  
5/25 Colorado..... L, 2-3

**1941**

**(2-14, 2-8 Big Six)**

4/11 at Colorado..... L, 2-16  
4/12 at Colorado..... L, 2-25  
4/18 at Kansas State..... L, 5-7  
4/25 at Missouri..... L, 0-17  
4/26 at Missouri..... L, 1-5  
4/28 Minnesota..... L, 1-5  
4/29 Minnesota..... L, 1-2  
5/2 Oklahoma..... L, 1-3  
5/8 at Iowa State..... L, 0-9  
5/9 at Iowa State..... W, 11-9  
5/12 Kansas..... L, 3-4  
5/13 Kansas..... L, 2-8  
5/16 Iowa State..... L, 1-6  
5/17 Iowa State..... W, 3-2  
5/20 California..... L, 2-20  
5/21 California..... L, 0-4

1942

(3-11, 3-6 Big Six)

4/24	at Minnesota	L, 0-1
4/25	at Minnesota	L, 3-7
4/27	at Iowa State	L, 3-10
4/28	at Iowa State	L, 7-9
5/1	Missouri	L, 7-10
5/7	at Oklahoma A&M	L, 8-13
5/8	at Oklahoma	L, 0-10
5/9	at Oklahoma	L, 1-11
5/11	Iowa State	W, 1-0
5/12	Iowa State	W, 4-0
5/15	Kansas State	L, 4-18
5/16	Kansas State	W, 6-0
5/22	Colorado	L, 3-10
5/23	Colorado	L, 1-14

1943-45 (No Team, WWII)

1946

(9-7, 9-5 Big Six)

4/5	Colorado	W, 10-0
4/6	Colorado	W, 5-3
4/12	at Minnesota	L, 0-6
4/12	at Minnesota	L, 1-8
4/19	Oklahoma	L, 2-11
4/20	Oklahoma	L, 5-15
4/26	Iowa State	W, 6-3
4/27	Iowa State	L, 3-8
5/4	at Missouri	W, 5-2
5/4	at Missouri	W, 5-4
5/6	Kansas	W, 7-5
5/7	Kansas	L, 3-18
5/10	at Iowa State	L, 5-6
5/10	at Iowa State	W, 7-4
4/13	Kansas State	W, 11-3
4/14	Kansas State	W, 18-2

1947

(6-10, 6-7 Big Six)

4/4	at Colorado	L, 1-11
4/5	at Colorado	L, 6-7
4/12	Kansas	W, 8-3
4/12	Kansas	W, 4-0
4/18	at Oklahoma	W, 5-3
4/19	at Oklahoma	L, 8-9
4/21	at Missouri	L, 8-13
4/28	at Iowa State	W, 12-3
4/29	at Iowa State	L, 0-2
5/2	Iowa State	L, 10-11
5/3	Iowa State	W, 4-2
5/5	Missouri	L, 4-6
5/6	Missouri	L, 4-11
5/9	at Kansas State	W, 5-4
5/10	at Kansas State	L, 4-8
5/20	Minnesota	L, 7-14

1948

(17-7, 14-3 Big Seven)

**Big Seven Conference Champions**

3/29	at SMU	W, 10-8
3/30	at SMU	W, 19-7
4/2	at Oklahoma	W, 16-4
4/3	at Oklahoma	L, 1-9
4/9	at Minnesota	L, 2-6
4/10	at Minnesota	L, 5-8
4/16	Kansas State	W, 3-1
4/17	Kansas State	W, 5-2
4/23	at Missouri	L, 0-3
4/24	at Missouri	W, 3-1
4/29	at Iowa State	L, 1-8
5/4	Kansas	W, 10-1
5/5	Kansas	W, 5-2
5/7	Oklahoma	W, 4-1
5/8	Oklahoma	W, 4-3
5/10	Colorado	W, 10-8
5/11	Colorado	W, 6-1
5/17	at Kansas	W, 7-1
5/18	at Kansas	W, 9-3
5/24	Iowa State	W, 6-2
5/25	Iowa State	W, 6-5

NCAA DISTRICT 5 PLAYOFFS

6/7	Oklahoma A&M	W, 7-5
6/8	Oklahoma A&M	L, 4-5
6/9	Oklahoma A&M	L, 5-8

1949

(9-13, 7-10 Big Seven)

4/5	at Baylor	W, 7-5
4/5	at Baylor	L, 3-4
4/6	at Hardin-Simmons	W, 12-7
4/7	at Southwest Texas	L, 7-8
4/8	at Oklahoma	L, 0-2
4/16	at Colorado	W, 6-2
4/16	at Colorado	L, 2-3
4/18	at Denver	L, 7-8
4/22	Kansas State	W, 9-2
4/23	Kansas State	L, 4-14
4/25	at Iowa State	W, 10-3
4/25	at Iowa State	L, 2-3
4/29	at Kansas	L, 5-7
4/30	at Kansas	W, 14-12
5/6	Oklahoma	W, 2-1
5/7	Oklahoma	L, 4-5
5/9	at Kansas State	L, 0-4
5/10	at Kansas State	W, 5-3
5/16	Missouri	L, 3-8
5/17	Missouri	W, 8-0
5/23	Iowa State	L, 3-5
5/23	Iowa State	L, 7-12

1950

(16-8, 11-3 Big Seven)

**Big Seven Conference Champions**

4/9	at Southern Illinois	W, 10-0
4/10	at Park College	W, 25-3
4/11	at Washington U.	L, 6-9
4/12	at Washington U.	L, 7-8
4/13	at Missouri	W, 7-1
4/15	at Missouri	W, 3-1
4/18	Kansas State	W, 6-3
4/19	Kansas State	L, 6-7
4/21	Luther College	W, 3-2
4/22	Luther College	W, 4-1
4/28	at Oklahoma	W, 14-4
4/29	at Oklahoma	L, 3-8
5/6	Kansas	W, 7-2
5/6	Kansas	W, 4-3
5/12	at Iowa State	L, 6-7
5/13	at Iowa State	W, 9-8
5/15	Wichita State	W, 8-5
5/16	Wichita State	L, 12-13
5/20	Colorado	W, 7-4
5/20	Colorado	W, 3-1
5/22	at Kansas State	W, 6-1
5/23	at Kansas State	W, 11-0

NCAA PLAYOFFS

5/30	Bradley	L, 6-10
5/30	Bradley	L, 4-8

1951

(10-5, 5-4 Big Seven)

4/13	Buena Vista	W, 9-6
4/14	Buena Vista	L, 12-13
4/16	at Wichita State	W, 19-7
4/17	at Wichita State	W, 12-8
4/18	at Kansas	L, 5-9
4/19	at Kansas	W, 21-7
4/23	Kansas State	W, 5-0
4/27	Wichita State	W, 6-3
4/28	Wichita State	W, 4-2
5/4	at Colorado	W, 6-5
5/5	at Colorado	W, 13-8
5/9	Oklahoma	L, 5-7
5/15	Missouri	L, 3-4
5/18	at Kansas State	L, 1-2
5/19	at Kansas State	W, 5-2

1952

(13-7, 8-5 Big Seven)

4/4	Drake	W, 10-0
4/5	Drake	W, 13-4
4/10	at Tulsa	W, 7-1
4/10	at Tulsa	L, 3-5

4/11	at Oklahoma A&M	L, 5-8
4/15	at Kansas State	W, 12-1
4/16	at Kansas State	W, 14-1
4/19	Kansas	L, 1-6
4/25	at Oklahoma	W, 15-10
4/26	at Oklahoma	W, 11-6
4/29	Kansas State	W, 16-0
4/30	Kansas State	L, 2-19
5/2	Oklahoma A&M	W, 12-3
5/3	Oklahoma A&M	W, 12-10
5/10	at Iowa State	L, 1-2
5/10	at Iowa State	L, 0-2
5/12	at Missouri	W, 6-5
5/12	at Missouri	L, 5-8
5/17	Colorado	W, 9-3
5/17	Colorado	L, 6-7

1953

(13-5-1, 10-3 Big Seven)

4/7	at Baylor	W, 8-1
4/7	at Baylor	T, 8-8
4/8	at Tulsa	W, 7-3
4/9	at Tulsa	W, 14-10
4/10	at Oklahoma A&M	L, 11-14
4/11	at Oklahoma A&M	L, 4-5
4/18	at Kansas State	W, 4-1
4/19	at Kansas State	L, 3-5
4/20	at Kansas	W, 10-9
4/21	at Kansas	W, 20-6
4/27	Missouri	W, 11-6
4/28	Missouri	L, 0-3
5/6	Oklahoma	W, 3-2
5/7	Oklahoma	L, 4-9
5/11	Kansas State	W, 9-6
5/12	Kansas State	W, 16-8
5/15	at Colorado	W, 4-1
5/22	at Iowa State	W, 5-2
5/23	at Iowa State	W, 4-1

1954

(10-10, 4-8 Big Seven)

4/9	at Tulsa	L, 2-7
4/10	at Tulsa	W, 18-17
4/12	at Houston	W, 3-2
4/13	at Houston	W, 3-2
4/15	at Texas	L, 5-10
4/15	at Texas	W, 4-0
4/19	Kansas	W, 12-1
4/20	Kansas	W, 1-0
4/23	at Oklahoma	L, 6-12
4/24	at Oklahoma	L, 1-12
4/26	at Kansas State	L, 0-6
4/27	at Kansas State	L, 5-6
5/4	Kansas State	W, 12-0
5/4	Kansas State	W, 3-0
5/7	Oklahoma A&M	W, 9-4
5/8	Oklahoma A&M	W, 3-1
5/14	at Iowa State	L, 0-4
5/15	at Iowa State	L, 2-3
5/17	at Missouri	L, 1-3
5/18	at Missouri	L, 1-19

1955

(15-5, 10-4 Big Seven)

4/2	at Tulsa	W, 10-9
4/3	at Tulsa	W, 2-1
4/4	at Houston	W, 8-4
4/5	at Houston	L, 2-7
4/6	at Texas	W, 18-15
4/7	at Texas	W, 16-14
4/15	at Kansas State	W, 13-2
4/16	at Kansas State	W, 15-0
4/25	at Kansas	W, 13-1
4/26	at Kansas	W, 11-0
4/29	Iowa State	W, 16-0
4/30	Iowa State	L, 3-5
5/2	Oklahoma	W, 5-1
5/3	Oklahoma	L, 2-4
5/9	at Missouri	W, 4-3
5/10	at Missouri	L, 1-2
5/16	at Kansas State	W, 6-2
5/17	at Kansas State	W, 8-3
5/23	at Colorado	L, 4-8
5/24	at Colorado	W, 13-10

1956

(12-8, 8-4 Big Seven)

3/24	at Tulsa	W, 1-0
3/26	at Houston	L, 2-3
3/27	at Houston	L, 1-6
3/28	at Rice	W, 8-5
3/29	at Rice	L, 1-4
3/30	at Baylor	L, 4-9
3/31	at Baylor	W, 5-3
4/20	Kansas State	W, 4-0
4/21	Kansas State	W, 15-6
5/4	at Oklahoma	L, 0-3
5/5	at Oklahoma	L, 2-3
5/7	Offutt Air Force Base	W, 3-2
5/11	at Kansas State	L, 9-19
5/12	at Kansas State	W, 11-8
5/14	Colorado	W, 6-1
5/15	Colorado	W, 11-3
5/18	Missouri	W, 10-7
5/19	Missouri	L, 4-27
5/25	at Iowa State	W, 2-1
5/26	at Iowa State	W, 17-13

1957

(12-10, 8-9 Big Seven)

4/5	Drake	L, 2-7
4/6	Drake	W, 9-4
4/13	Kansas State	W, 17-2
4/13	Kansas State	L, 4-11
4/16	at Air Force	W, 4-2
4/17	at Air Force	W, 23-3
4/19	at Regis	W, 12-7
4/19	at Colorado	W, 7-4
4/20	at Colorado	W, 7-5
4/26	Iowa State	L, 0-5
4/27	Iowa State	W, 10-5
4/27	Iowa State	W, 4-3
4/29	Drake	L, 2-7
4/30	Drake	W, 9-4
5/10	at Missouri	W, 8-6
5/11	at Missouri	W, 7-2
5/11	at Missouri	L, 2-5
5/17	Oklahoma	L, 3-4
5/18	Oklahoma	L, 0-1
5/18	Oklahoma	W, 7-3
5/21	at Kansas	L, 2-8
5/21	at Kansas	L, 2-3
5/22	at Kansas	L, 1-6

1958

(17-10, 12-9 Big Eight)

3/31	at Houston	W, 6-0
4/1	at Houston	W, 4-3
4/2	at Rice	W, 7-6
4/3	at Rice	L, 4-6
4/5	at Tulsa	W, 18-5
4/5	at Tulsa	W, 13-4
4/11	Missouri	W, 6-3
4/12	Missouri	L, 6-9
4/12	Missouri	L, 5-12
4/18	at Iowa State	W, 16-6
4/19	at Iowa State	W, 7-3
4/19	at Iowa State	L, 6-13
4/25	Colorado	L, 7-9
4/26	Colorado	W, 4-3
4/26	Colorado	L, 3-4
5/2	at Oklahoma State	L, 1-8
5/3	at Oklahoma State	W, 6-1
5/3	at Oklahoma State	L, 1-2
5/9	Kansas	W, 4-2
5/10	Kansas	L, 8-12
5/10	Kansas	W, 4-2
5/16	at Oklahoma	W, 7-1
5/17	at Oklahoma	L, 0-1
5/17	at Oklahoma	W, 4-0
5/23	at Kansas State	W, 9-1
5/24	at Kansas State	W, 10-1
5/24	at Kansas State	W, 4-1

1959

(15-8, 11-4 Big Eight)

3/23	at Texas Lutheran	L, 0-7
3/24	at Texas Lutheran	W, 10-3
3/25	at Houston	L, 2-5

3/26	at Houston.....	W, 12-6
3/27	at Rice .....	L, 1-6
4/3	South Dakota State.....	W, 18-13
4/10	St. Cloud State.....	L, 5-6
4/11	St. Cloud State.....	W, 12-5
4/17	Iowa State .....	L, 3-8
4/18	Iowa State .....	W, 2-1
4/18	Iowa State .....	W, 2-1
4/24	at Missouri * .....	L, 7-8
4/25	at Missouri * .....	L, 2-8
4/25	at Missouri * .....	L, 2-3
5/1	Oklahoma State .....	W, 7-2
5/2	Oklahoma State .....	L, 0-4
5/2	Oklahoma State .....	L, 1-5
5/8	at Kansas .....	L, 3-8
5/15	Oklahoma.....	W, 4-3
5/16	Oklahoma.....	W, 2-1
5/16	Oklahoma.....	W, 5-4
5/22	Kansas State.....	W, 1-0
5/22	Kansas State.....	W, 1-0

\*Note: Nebraska won by forfeit due to Missouri using an ineligible player

**1960**

**(10-13, 6-11 Big Eight)**

4/5	South Dakota State.....	W, 11-4
4/6	South Dakota State.....	W, 6-5
4/8	at Kansas State.....	W, 6-1
4/8	at Kansas State.....	W, 5-4
4/9	at Kansas State.....	W, 16-8
4/11	at Tulsa .....	W, 3-1
4/12	at Tulsa .....	W, 16-2
4/13	at Emporia State.....	L, 5-10
4/14	St. Cloud State.....	L, 2-8
4/15	Missouri.....	L, 9-12
4/15	Missouri.....	L, 9-14
4/16	Missouri.....	L, 6-9
4/21	at Iowa State .....	L, 8-12
4/22	at Iowa State .....	L, 3-4
4/22	at Iowa State.....	L, 6-7
5/7	at Oklahoma State.....	L, 0-2
5/7	at Oklahoma State.....	L, 2-7
5/13	Kansas.....	L, 8-10
5/13	Kansas.....	W, 4-1
5/14	Kansas.....	W, 11-1
5/20	at Oklahoma.....	L, 13-20
5/20	at Oklahoma.....	L, 0-18
5/21	at Oklahoma.....	W, 7-1

**1961**

**(9-14, 7-11 Big Eight)**

3/27	at Rice .....	L, 1-3
3/28	at Texas Lutheran .....	L, 3-4
3/29	at Rice .....	W, 10-7
3/31	at Houston.....	W, 5-3
4/1	at Tulsa .....	L, 0-5
4/7	Oklahoma State .....	L, 3-9
4/7	Oklahoma State .....	L, 1-7
4/14	at Missouri.....	L, 3-5
4/14	at Missouri.....	L, 2-5
4/15	at Missouri.....	L, 3-5
4/21	Iowa State .....	W, 3-0
4/21	Iowa State .....	W, 4-2
4/22	Iowa State .....	L, 4-7
4/28	at Colorado.....	L, 1-5
4/28	at Colorado.....	L, 3-4
4/29	at Colorado.....	W, 9-7
5/6	at Kansas.....	L, 3-4
5/12	Oklahoma.....	W, 5-4
5/12	Oklahoma.....	W, 5-2
5/13	Oklahoma.....	W, 10-4
5/19	Kansas State.....	L, 0-4
5/19	Kansas State.....	W, 10-0
5/20	Kansas State.....	L, 2-4

**1962**

**(15-11, 10-10 Big Eight)**

3/30	at Tulsa .....	W, 8-5
3/31	at Tulsa .....	W, 6-5
3/31	at Tulsa .....	W, 7-5
4/6	Kansas.....	L, 4-6
4/6	Kansas.....	L, 6-8
4/7	Kansas.....	L, 2-3

4/13	at Oklahoma.....	W, 5-2
4/13	at Oklahoma.....	W, 12-6
4/14	at Oklahoma.....	W, 5-4
4/21	at Iowa State.....	L, 0-4
4/21	at Iowa State.....	W, 5-4
4/23	Concordia, Neb.....	L, 1-6
4/24	Concordia, Neb.....	W, 5-3
4/24	Concordia, Neb.....	W, 2-1
4/27	Missouri.....	L, 5-12
4/28	Missouri.....	L, 2-4
4/28	Missouri.....	L, 0-1
5/4	at Oklahoma State.....	L, 4-6
5/4	at Oklahoma State.....	W, 5-3
5/5	at Oklahoma State.....	L, 2-15
5/11	Colorado.....	W, 2-0
5/11	Colorado.....	W, 2-0
5/12	Colorado.....	W, 1-0
5/18	at Kansas State.....	W, 15-3
5/18	at Kansas State.....	L, 3-4
5/19	at Kansas State.....	L, 6-13

**1963**

**(8-18, 5-15 Big Eight)**

3/28	at Tulsa .....	L, 4-5
3/29	at Tulsa .....	L, 7-8
3/30	at Tulsa .....	W, 8-1
4/5	Kansas State.....	W, 6-2
4/5	Kansas State.....	W, 6-1
4/6	Kansas State.....	L, 2-9
4/12	at Kansas.....	W, 1-0
4/12	at Kansas.....	L, 2-3
4/13	at Kansas.....	L, 3-4
4/15	South Dakota State.....	W, 4-0
4/16	South Dakota State.....	L, 3-4
4/17	South Dakota State.....	W, 17-12
4/19	Oklahoma.....	L, 2-9
4/19	Oklahoma.....	L, 0-2
4/20	Oklahoma.....	L, 1-7
4/26	Iowa State .....	L, 0-3
4/27	Iowa State.....	W, 4-0
5/3	at Colorado.....	L, 5-7
5/3	at Colorado.....	L, 1-4
5/4	at Colorado.....	W, 7-5
5/10	Missouri.....	L, 0-6
5/10	Missouri.....	L, 0-8
5/11	Missouri.....	L, 0-7
5/17	at Oklahoma State.....	L, 0-1
5/17	at Oklahoma State.....	L, 0-4
5/18	at Oklahoma State.....	L, 1-6

**1964**

**(9-18, 7-14 Big Eight)**

3/28	at Tulsa .....	W, 7-3
3/30	at Texas Lutheran .....	L, 2-5
4/1	at Houston.....	L, 1-10
4/2	at Houston.....	W, 11-9
4/3	at Houston.....	L, 2-11
4/4	at Houston.....	L, 1-3
4/10	Oklahoma.....	L, 1-6
4/10	Oklahoma.....	L, 1-6
4/11	Oklahoma.....	L, 2-12
4/17	Kansas.....	L, 4-8
4/17	Kansas.....	L, 1-9
4/18	Kansas.....	L, 7-9
4/24	Iowa State .....	L, 1-4
4/25	Iowa State .....	L, 0-4
4/25	Iowa State .....	L, 2-3
5/1	Colorado.....	W, 2-1
5/1	Colorado.....	W, 3-2
5/2	Colorado.....	W, 4-0
5/8	at Kansas State.....	L, 10-16
5/9	at Kansas State.....	W, 7-3
5/9	at Kansas State.....	W, 1-0
5/15	at Missouri.....	L, 0-9
5/15	at Missouri.....	L, 1-2
5/16	at Missouri.....	L, 2-4
5/25	Oklahoma State.....	W, 12-6
5/26	Oklahoma State.....	W, 9-4
5/26	Oklahoma State.....	W, 2-1

**1965**

**(12-8, 12-6 Big Eight)**

4/6	Morningside.....	L, 0-4
4/6	Morningside.....	L, 2-7

4/10	Missouri.....	W, 4-0
4/10	Missouri.....	W, 5-2
4/16	at Colorado.....	L, 2-3
4/16	at Colorado.....	W, 4-2
4/17	at Colorado.....	L, 2-3
4/23	Kansas State.....	L, 5-9
4/23	Kansas State.....	W, 3-2
4/30	Iowa State .....	W, 1-0
4/30	Iowa State .....	L, 0-3
5/1	Iowa State.....	L, 5-14
5/7	at Oklahoma State.....	W, 9-2
5/7	at Oklahoma State.....	W, 2-0
5/8	at Oklahoma State.....	L, 0-2
5/14	Oklahoma.....	W, 2-0
5/14	Oklahoma.....	W, 3-0
5/15	Oklahoma.....	W, 3-2
5/22	at Kansas.....	W, 8-1
5/22	at Kansas.....	L, 0-4

**1966**

**(16-9, 12-8 Big Eight)**

3/30	at Houston.....	L, 0-1
3/30	at Houston.....	W, 8-5
3/31	at Houston.....	W, 13-7
4/1	at Houston.....	W, 8-7
4/2	at Wichita State.....	W, 4-2
4/8	Kansas.....	W, 18-7
4/8	Kansas.....	W, 7-4
4/9	Kansas.....	W, 5-0
4/15	at Oklahoma.....	L, 0-3
4/15	at Oklahoma.....	W, 3-1
4/16	at Oklahoma.....	L, 3-4
4/22	Oklahoma State.....	W, 3-0
4/22	Oklahoma State.....	L, 0-7
4/23	Oklahoma State.....	L, 0-4
4/29	at Missouri.....	W, 8-4
4/30	at Missouri.....	L, 0-3
4/30	at Missouri.....	W, 1-0
5/6	at Kansas State.....	W, 9-4
5/6	at Kansas State.....	L, 0-7
5/7	at Kansas State.....	W, 14-4
5/13	Colorado.....	W, 1-0
5/13	Colorado.....	W, 6-2
5/21	at Iowa State.....	W, 6-4
5/21	at Iowa State.....	W, 1-0

**1967**

**(8-16, 7-11 Big Eight)**

3/27	at Rice .....	L, 1-10
3/28	at Rice .....	L, 2-4
3/30	at Houston.....	W, 16-2
3/30	at Houston.....	L, 3-6
3/31	at Houston Baptist .....	L, 6-9
4/1	at Houston.....	L, 4-7
4/7	Kansas State.....	L, 3-4
4/7	Kansas State.....	L, 0-4
4/8	Kansas State.....	L, 0-3
4/14	Iowa State .....	W, 5-3
4/15	Iowa State .....	W, 9-3
4/15	Iowa State .....	W, 2-0
4/21	at Oklahoma State.....	L, 1-3
4/21	at Oklahoma State.....	L, 1-4
4/22	at Oklahoma State.....	L, 0-3
4/28	Missouri.....	L, 3-6
4/28	Missouri.....	W, 4-1
4/29	Missouri.....	L, 3-14
5/12	at Kansas.....	W, 1-0
5/13	at Kansas.....	L, 6-7
5/13	at Kansas.....	W, 1-0
5/19	Oklahoma.....	W, 5-2
5/19	Oklahoma.....	L, 1-2
5/20	Oklahoma.....	L, 6-9

**1968**

**(10-15-1, 7-13 Big Eight)**

3/18	at Houston.....	T, 2-2
3/19	at Houston.....	W, 3-0
3/20	at Houston.....	L, 6-11
3/22	at St. Mary's, Texas.....	L, 8-11
3/23	at Houston.....	W, 5-2
3/23	at Houston.....	W, 5-2
4/5	at Oklahoma.....	L, 4-6
4/5	at Oklahoma.....	L, 4-5
4/6	at Oklahoma.....	W, 2-1

4/12	Kansas.....	W, 4-1
4/12	Kansas.....	W, 3-0
4/13	Kansas.....	L, 0-5
4/20	at Missouri.....	L, 0-1
4/20	at Missouri.....	L, 1-5
4/26	Colorado.....	L, 4-5
4/26	Colorado.....	W, 4-2
4/27	Colorado.....	W, 5-4
5/3	at Iowa State.....	L, 1-5
5/3	at Iowa State.....	L, 0-4
5/4	at Iowa State.....	W, 3-1
5/10	Oklahoma State.....	L, 1-5
5/10	Oklahoma State.....	L, 0-5
5/11	Oklahoma State.....	L, 3-4
5/17	at Kansas State.....	L, 9-10
5/17	at Kansas State.....	L, 4-10
5/18	at Kansas State.....	W, 8-5

**1969**

**(9-15, 4-12 Big Eight)**

3/18	at Houston.....	W, 3-1
3/19	vs. St. Thomas.....	W, 9-1
3/19	at Houston.....	L, 3-4
3/19	at Houston.....	L, 1-2
3/20	vs. St. Thomas.....	L, 2-3
3/20	at Houston.....	W, 10-2
3/21	at Houston.....	W, 7-6
3/22	at Houston.....	W, 4-2
4/11	Oklahoma.....	L, 3-6
4/11	Oklahoma.....	L, 0-1
4/12	Oklahoma.....	L, 1-3
4/19	at Kansas.....	W, 3-1
4/19	at Kansas.....	L, 2-3
4/25	Missouri.....	W, 4-0
4/25	Missouri.....	L, 2-6
4/26	Missouri.....	L, 1-4
5/2	at Oklahoma State.....	L, 2-3
5/2	at Oklahoma State.....	L, 0-1
5/3	at Oklahoma State.....	L, 2-6
5/9	Iowa State.....	L, 5-8
5/9	Iowa State.....	W, 3-2
5/9	Iowa State.....	L, 6-9
5/16	at Colorado.....	W, 11-6
5/16	at Colorado.....	L, 2-4

**1970**

**(15-11, 11-8 Big Eight)**

3/30	at Houston.....	W, 2-1
3/30	at Houston.....	L, 0-1
3/31	at Houston.....	L, 1-2
4/1	at Houston.....	W, 10-3
4/1	at Houston.....	W, 4-2
4/3	at Houston.....	L, 4-12
4/3	at Houston.....	W, 3-2
4/10	at Kansas State.....	W, 7-6
4/10	at Kansas State.....	L, 1-6
4/11	at Kansas State.....	W, 21-4
4/17	Oklahoma.....	L, 1-4
4/17	Oklahoma.....	W, 8-6
4/24	at Missouri.....	W, 3-2
4/25	at Missouri.....	L, 1-3
4/25	at Missouri.....	L, 2-4
5/2	Colorado.....	L, 2-3
5/2	Colorado.....	W, 3-2
5/8	Kansas.....	L, 1-3
5/8	Kansas.....	W, 3-2
5/9	Kansas.....	W, 7-6
5/15	at Oklahoma State.....	W, 4-2
5/15	at Oklahoma State.....	W, 4-3
5/15	at Oklahoma State.....	W, 5-3
5/20	at Iowa State.....	L, 1-4
5/20	at Iowa State.....	W, 2-0
5/21	at Iowa State.....	L, 3-9

**1971**

**(10-20, 7-13 Big Eight)**

3/29	at Houston.....	W, 9-3
3/29	at Houston.....	L, 0-1
3/30	at Houston.....	L, 5-6
3/31	at Houston.....	L, 2-4
4/2	at Houston.....	L, 1-6
4/2	at Houston.....	W, 4-3
4/3	at Houston.....	L, 2-4
4/3	at Houston.....	L, 2-3

4/9 at Colorado ..... L, 1-5  
 4/9 at Colorado ..... W, 5-4  
 4/10 at Colorado ..... L, 1-5  
 4/12 South Dakota State ..... L, 5-10  
 4/12 South Dakota State ..... W, 10-4  
 4/17 Kansas State ..... L, 1-7  
 4/17 Kansas State ..... W, 2-0  
 4/18 Kansas State ..... L, 5-6  
 4/23 at Kansas ..... W, 6-1  
 4/23 at Kansas ..... L, 0-15  
 4/24 at Kansas ..... W, 15-7  
 4/30 Oklahoma State ..... L, 1-5  
 4/30 Oklahoma State ..... W, 9-0  
 5/1 Oklahoma State ..... W, 3-1  
 5/7 at Oklahoma ..... L, 1-3  
 5/7 at Oklahoma ..... L, 1-12  
 5/8 at Oklahoma ..... L, 0-1  
 5/14 Missouri ..... W, 2-1  
 5/14 Missouri ..... L, 2-7  
 5/15 Missouri ..... L, 7-11  
 5/23 Iowa State ..... L, 0-3  
 5/23 Iowa State ..... L, 7-8

**1972  
(12-17, 8-11 Big Eight)**

3/22 at Oral Roberts ..... L, 0-1  
 3/22 at Oral Roberts ..... W, 3-1  
 3/23 at Oral Roberts ..... L, 0-2  
 3/23 at Oral Roberts ..... W, 3-2  
 3/25 at Houston ..... L, 1-2  
 3/25 at Houston ..... W, 6-4  
 3/27 at Houston ..... L, 10-12  
 3/28 at Houston ..... L, 3-4  
 3/28 at Houston ..... W, 4-3  
 3/29 at Houston ..... L, 2-5  
 3/31 at Oklahoma State ..... L, 0-7  
 3/31 at Oklahoma State ..... L, 0-2  
 4/1 at Oklahoma State ..... L, 2-9  
 4/8 Kansas ..... L, 2-3  
 4/8 Kansas ..... W, 3-2  
 4/9 Kansas ..... L, 1-3  
 4/14 at Missouri ..... W, 13-2  
 4/14 at Missouri ..... L, 0-9  
 4/15 at Missouri ..... W, 7-1  
 4/21 Colorado ..... W, 9-8  
 4/21 Colorado ..... W, 11-3  
 4/22 Colorado ..... W, 4-0  
 4/29 at Kansas State ..... L, 1-3  
 4/29 at Kansas State ..... L, 1-2  
 5/5 Oklahoma ..... W, 9-5  
 5/5 Oklahoma ..... W, 2-0  
 5/19 at Iowa State ..... L, 0-3  
 5/20 at Iowa State ..... L, 1-2  
 5/20 at Iowa State ..... W, 8-4

**1973  
(15-14-1, 7-11 Big Eight)**

3/20 at Centenary ..... W, 7-2  
 3/20 at Centenary ..... W, 6-2  
 3/22 at Louisiana Tech ..... W, 3-2  
 3/22 at Louisiana Tech ..... L, 3-8  
 3/23 at Louisiana Tech ..... L, 0-5  
 3/23 at Louisiana Tech ..... T, 6-6  
 4/6 at Kansas ..... W, 5-3  
 4/6 at Kansas ..... W, 13-6  
 4/7 at Kansas ..... L, 0-2  
 4/13 Oklahoma State ..... L, 0-6  
 4/13 Oklahoma State ..... L, 2-4  
 4/14 Oklahoma State ..... L, 2-11  
 4/17 Nebraska-Omaha ..... W, 9-0  
 4/17 Nebraska-Omaha ..... W, 12-3  
 4/20 at Colorado ..... L, 0-2  
 4/20 at Colorado ..... W, 2-1  
 4/21 at Colorado ..... W, 7-4  
 4/24 Creighton ..... W, 6-1  
 4/24 Creighton ..... L, 1-7  
 4/27 Kansas State ..... L, 0-2  
 4/27 Kansas State ..... W, 7-0  
 4/28 Kansas State ..... W, 9-8  
 5/4 at Oklahoma ..... L, 0-1  
 5/4 at Oklahoma ..... L, 0-11  
 5/5 at Oklahoma ..... L, 4-5  
 5/12 Friends University ..... W, 8-5  
 5/12 Friends University ..... W, 11-2

5/17 Missouri ..... L, 0-1  
 5/17 Missouri ..... L, 0-2  
 5/18 Missouri ..... W, 5-1

**1974  
(13-27, 4-16 Big Eight)**

3/18 at McLennan CC ..... W, 5-0  
 3/18 at McLennan CC ..... W, 9-6  
 3/19 at TCU ..... L, 6-14  
 3/19 at TCU ..... L, 3-10  
 3/20 at SMU ..... L, 9-10  
 3/22 at Hardin-Simmons ..... L, 3-7  
 3/22 at Hardin-Simmons ..... L, 3-5  
 3/23 at Abilene Christian ..... L, 0-3  
 3/26 at Texas Wesleyan ..... L, 0-4  
 3/26 at Texas Wesleyan ..... L, 1-11  
 3/29 at Kansas State ..... L, 2-3  
 3/29 at Kansas State ..... L, 5-7  
 3/20 at Kansas State ..... L, 4-6  
 4/2 Morningside ..... W, 8-5  
 4/2 Morningside ..... W, 4-3  
 4/5 Oklahoma ..... L, 1-3  
 4/5 Oklahoma ..... L, 3-4  
 4/6 Oklahoma ..... L, 3-8  
 4/9 NW Missouri State ..... W, 9-5  
 4/9 NW Missouri State ..... W, 8-3  
 4/13 at Iowa State ..... L, 0-4  
 4/13 at Iowa State ..... L, 3-10  
 4/16 Creighton ..... L, 5-7  
 4/16 Creighton ..... L, 5-6  
 4/19 at Missouri ..... L, 0-12  
 4/19 at Missouri ..... L, 3-15  
 4/20 at Missouri ..... W, 7-3  
 4/23 Nebraska-Omaha ..... L, 0-3  
 4/23 Nebraska-Omaha ..... L, 4-5  
 4/26 Colorado ..... L, 1-2  
 4/27 Colorado ..... L, 0-5  
 4/27 Colorado ..... L, 6-8  
 4/30 Drake ..... W, 8-3  
 4/30 Drake ..... L, 5-6  
 5/3 Kansas ..... L, 0-1  
 5/3 Kansas ..... W, 10-1  
 5/4 Kansas ..... W, 5-4  
 5/11 Friends University ..... W, 6-0  
 5/11 Friends University ..... W, 9-0  
 5/14 at Oklahoma State ..... L, 0-2  
 5/14 at Oklahoma State ..... L, 1-5  
 5/15 at Oklahoma State ..... W, 9-3

**1975  
(13-20, 7-8 Big Eight)**

3/20 at Oral Roberts ..... L, 1-2  
 3/20 at Oral Roberts ..... L, 0-8  
 3/21 at Oral Roberts ..... L, 1-9  
 3/21 at Oral Roberts ..... L, 1-4  
 3/22 at Oral Roberts ..... W, 3-2  
 3/22 at Oral Roberts ..... L, 0-4  
 3/24 at Arkansas ..... L, 6-15  
 3/24 at Arkansas ..... L, 4-10  
 3/25 at Arkansas ..... W, 5-4  
 3/25 at Arkansas ..... L, 2-4  
 4/5 Oklahoma State ..... W, 3-2  
 4/5 Oklahoma State ..... W, 7-4  
 4/6 Oklahoma State ..... W, 5-4  
 4/11 Missouri ..... W, 7-4  
 4/11 Missouri ..... W, 8-6  
 4/12 Missouri ..... L, 6-9  
 4/21 Dana ..... W, 4-3  
 4/21 Dana ..... L, 1-3  
 4/22 Nebraska-Omaha ..... W, 7-6  
 4/22 Nebraska-Omaha ..... L, 4-6  
 4/25 Iowa State ..... L, 0-4  
 4/25 Iowa State ..... L, 8-13  
 4/26 Iowa State ..... L, 0-1  
 4/29 Washburn ..... W, 6-0  
 4/29 Washburn ..... W, 7-6  
 5/3 Kansas State ..... L, 6-9  
 5/4 Kansas State ..... W, 14-12  
 5/4 Kansas State ..... W, 11-1  
 5/9 Nebraska-Omaha ..... L, 1-3  
 5/10 Nebraska-Omaha ..... L, 1-3  
 5/14 at Oklahoma ..... L, 2-4  
 5/14 at Oklahoma ..... L, 0-1  
 5/15 at Oklahoma ..... L, 1-4

**1976  
(21-24-1, 0-2 Big Eight)**

3/16 at Houston ..... L, 0-1  
 3/16 at Houston ..... L, 0-2  
 3/17 at Houston ..... L, 0-1  
 3/17 at Houston ..... L, 0-3  
 3/19 at Rice ..... L, 3-4  
 3/19 at Rice ..... W, 2-1  
 3/20 at Rice ..... L, 0-1  
 3/20 at Rice ..... W, 2-0  
 3/22 at Lamar ..... L, 3-7  
 3/22 at Lamar ..... L, 3-4  
 3/23 at Lamar ..... L, 0-8  
 3/23 at Lamar ..... L, 1-9  
 3/31 St. Cloud State ..... W, 4-2  
 3/31 St. Cloud State ..... W, 2-0  
 4/1 Concordia, Neb. .... W, 13-3  
 4/1 Concordia, Neb. .... W, 12-3  
 4/2 at Kansas ..... L, 0-9  
 4/3 at Kansas ..... L, 6-7  
 4/3 at Kansas ..... W, 4-3  
 4/6 at Kansas State ..... W, 5-2  
 4/6 at Kansas State ..... L, 2-6  
 4/9 Wayne State ..... W, 1-0  
 4/9 Wayne State ..... L, 2-6  
 4/10 Morningside ..... W, 3-0  
 4/10 Morningside ..... L, 5-10  
 4/11 at Kansas State ..... L, 2-5  
 4/11 at Kansas State ..... W, 2-1  
 4/13 at Creighton ..... L, 2-4  
 4/13 at Creighton ..... W, 10-3  
 4/14 Creighton ..... L, 0-6  
 4/14 Creighton ..... T, 4-4  
 4/19 Kearney State ..... L, 0-1  
 4/19 Kearney State ..... W, 6-5  
 4/21 at Nebraska-Omaha ..... L, 2-3  
 4/21 at Nebraska-Omaha ..... W, 6-3  
 4/23 Kansas ..... W, 4-2  
 4/26 Dana ..... W, 4-0  
 4/26 Dana ..... W, 9-6  
 4/29 Missouri Western ..... L, 1-2  
 4/29 Missouri Western ..... W, 12-7  
 5/1 Nebraska-Omaha ..... W, 11-3  
 5/1 Nebraska-Omaha ..... L, 0-1  
 5/4 Kearney State ..... W, 6-5  
 5/4 Kearney State ..... W, 9-2

**BIG EIGHT TOURNAMENT  
at Oklahoma City, Okla.**

5/8 Iowa State ..... L, 7-8  
 5/9 Oklahoma ..... L, 5-15

**1977  
(29-13, 5-7 Big Eight)**

3/21 at Baylor ..... L, 0-2  
 3/21 at Baylor ..... W, 1-0  
 3/22 at Baylor ..... L, 3-12  
 3/22 at Baylor ..... L, 4-6  
 3/23 at Austin College ..... W, 8-0  
 3/23 at Austin College ..... W, 4-0  
 3/24 vs. SW Minnesota State ..... W, 10-2  
 3/24 vs. Dallas ..... W, 8-1  
 3/25 at Dallas Baptist ..... W, 2-1  
 3/25 at Dallas Baptist ..... L, 3-4  
 3/29 St. Cloud State ..... W, 11-7  
 4/2 Buena Vista ..... W, 4-2  
 4/2 Buena Vista ..... W, 6-0  
 4/4 Wayne State ..... W, 6-1  
 4/4 Wayne State ..... W, 14-3  
 4/8 Morningside ..... W, 9-7  
 4/8 Morningside ..... W, 7-3  
 4/9 Nebraska-Omaha ..... W, 5-0  
 4/9 Nebraska-Omaha ..... W, 7-0  
 4/12 at Creighton ..... W, 9-1  
 4/12 at Creighton ..... W, 9-1  
 4/14 Wayne State ..... W, 6-5  
 4/15 at Missouri ..... L, 0-5  
 4/15 at Missouri ..... L, 2-3  
 4/16 at Missouri ..... L, 4-14  
 4/16 at Missouri ..... L, 8-10  
 4/19 Nebraska-Omaha ..... L, 1-4  
 4/19 Nebraska-Omaha ..... W, 8-5  
 4/22 at Kansas ..... W, 7-3  
 4/22 at Kansas ..... L, 4-6

4/23 at Kansas ..... W, 15-6  
 4/23 at Kansas ..... L, 9-10  
 4/27 Missouri Western ..... W, 13-5  
 4/27 Missouri Western ..... W, 13-3  
 4/29 Iowa State ..... W, 4-2  
 4/29 Iowa State ..... W, 6-4  
 4/30 Iowa State ..... W, 8-5  
 4/30 Iowa State ..... L, 2-5  
 5/3 Creighton ..... W, 6-4  
 5/3 Creighton ..... L, 0-3  
 5/7 Dana ..... W, 9-0  
 5/7 Dana ..... W, 7-0

**1978  
(36-20, 7-7 Big Eight)**

3/12 at Dallas University ..... W, 3-0  
 3/12 at Dallas University ..... W, 7-0  
 3/14 at SMU ..... W, 11-5  
 3/14 at SMU ..... L, 5-7  
 3/15 at Austin College ..... W, 9-5  
 3/15 at Austin College ..... W, 21-0  
 3/16 at North Texas State ..... W, 13-5  
 3/16 at North Texas State ..... W, 17-1  
 3/17 at Sam Houston ..... L, 2-4  
 3/17 at Sam Houston ..... L, 1-3  
 3/19 at Lamar ..... L, 1-5  
 3/19 at Lamar ..... L, 4-9  
 3/19 at Rice ..... W, 14-7  
 3/19 at Rice ..... W, 7-2  
 3/22 at NW Louisiana ..... L, 2-3  
 3/22 at NW Louisiana ..... L, 3-5  
 3/23 at Houston ..... L, 3-5  
 3/28 St. Cloud State ..... L, 6-15  
 3/28 St. Cloud State ..... W, 4-2  
 3/28 St. Cloud State ..... L, 4-6  
 3/29 St. Cloud State ..... W, 7-4  
 3/29 St. Cloud State ..... W, 9-4  
 3/30 Buena Vista ..... W, 11-10  
 3/30 Buena Vista ..... W, 9-8  
 3/31 at Kansas State ..... W, 15-6  
 3/31 at Kansas State ..... L, 5-11  
 4/1 Kansas State ..... W, 5-3  
 4/1 Kansas State ..... W, 3-0  
 4/4 at Hawaii ..... W, 2-1  
 4/4 at Hawaii ..... W, 5-3  
 4/6 at Hawaii ..... W, 7-2  
 4/6 at Hawaii ..... L, 2-5  
 4/7 at Hawaii ..... L, 2-6  
 4/10 Creighton ..... W, 6-5  
 4/11 at Creighton ..... W, 11-10  
 4/14 Missouri ..... L, 4-5  
 4/14 Missouri ..... L, 0-2  
 4/17 Dana ..... W, 10-0  
 4/17 Dana ..... W, 12-2  
 4/21 Kansas ..... L, 2-4  
 4/21 Kansas ..... W, 8-4  
 4/22 Kansas ..... W, 21-2  
 4/22 Kansas ..... L, 3-8  
 4/25 at Creighton ..... W, 14-3  
 4/25 at Creighton ..... L, 4-5  
 4/26 Wayne State ..... W, 4-3  
 4/26 Wayne State ..... W, 11-2  
 4/28 at Iowa State ..... L, 2-8  
 4/28 at Iowa State ..... L, 0-1  
 4/29 at Iowa State ..... W, 9-1  
 4/29 at Iowa State ..... W, 7-3  
 5/2 Morningside ..... W, 14-2  
 5/2 Morningside ..... W, 4-3  
 5/4 Fort Hays State ..... W, 2-1  
 5/4 Fort Hays State ..... W, 10-3  
 5/13 Creighton ..... W, 7-4

**1979  
(49-15, 14-6 Big Eight)  
NCAA Tournament**

3/11 Missouri Western ..... W, 13-3  
 3/11 Missouri Western ..... W, 9-1  
 3/12 Missouri Western ..... W, 3-1  
 3/12 Missouri Western ..... W, 9-6  
 3/13 Missouri Western ..... W, 5-1  
 3/13 Missouri Western ..... W, 9-5  
 3/14 Buena Vista ..... W, 15-1  
 3/14 Buena Vista ..... W, 12-0  
 3/15 South Dakota ..... W, 9-0

3/15 South Dakota .....W, 6-0  
 3/18 at Pepperdine.....W, 3-2  
 3/21 vs. Utah .....W, 8-5  
 3/22 at USC .....W, 6-3  
 3/25 vs. Cal Poly Pomona.....W, 7-0  
 3/25 at Hawaii.....L, 1-2  
 3/26 at Hawaii-Hilo.....W, 18-0  
 3/27 vs. Tokai-Japan (exh.).....W, 5-4  
 3/28 at Hawaii-Hilo.....L, 7-8  
 3/29 vs. Tokai-Japan (exh.).....L, 2-3  
 3/29 at Hawaii.....L, 1-11  
 3/30 vs. Cal Poly Pomona.....L, 1-9  
 4/4 Creighton .....W, 10-8  
 4/4 Creighton .....W, 15-3  
 4/7 at Colorado .....W, 7-5  
 4/7 at Colorado .....W, 4-1  
 4/9 at Kansas State.....W, 3-1  
 4/9 at Kansas State.....W, 2-0  
 4/11 at Nebraska-Omaha .....W, 5-0  
 4/11 at Nebraska-Omaha .....W, 4-1  
 4/12 Fort Hays State.....L, 4-5  
 4/12 Fort Hays State.....W, 11-0  
 4/14 Oklahoma State .....L, 2-7  
 4/14 Oklahoma State .....W, 8-6  
 4/16 Oklahoma.....W, 5-0  
 4/16 Oklahoma.....W, 9-1  
 4/17 Wayne State .....W, 2-1  
 4/17 Wayne State .....W, 11-0  
 4/18 Augustana .....W, 5-0  
 4/18 Augustana .....W, 11-1  
 4/21 Iowa State .....W, 3-0  
 4/21 Iowa State .....W, 7-1  
 4/22 Iowa State .....W, 3-0  
 4/22 Iowa State .....W, 10-4  
 4/23 Dana .....W, 7-1  
 4/23 Dana .....W, 10-0  
 4/24 Morningside.....W, 7-2  
 4/24 Morningside.....W, 12-0  
 4/27 at Missouri.....W, 7-5  
 4/27 at Missouri.....L, 5-10  
 4/28 at Missouri.....L, 0-13  
 4/28 at Missouri.....L, 4-6  
 5/1 Nebraska-Omaha .....W, 4-2  
 5/1 Nebraska-Omaha .....W, 20-5  
 5/4 at Kansas .....L, 2-3  
 5/4 at Kansas .....L, 1-3  
 5/5 at Kansas .....W, 4-1  
 5/5 at Kansas .....W, 3-2 (10)  
 5/12 at Nebraska-Omaha .....W, 2-1  
 5/12 at Nebraska-Omaha .....W, 9-8

**BIG EIGHT TOURNAMENT  
 at Oklahoma City, Okla.**

5/16 Oklahoma.....L, 6-7  
 5/17 Oklahoma State .....W, 7-6 (10)  
 5/18 Missouri.....W, 22-6  
 5/19 Oklahoma.....L, 7-9

**NCAA NORTHEAST REGIONAL  
 at Annapolis, Md.**

5/26 St. John's.....L, 0-5  
 5/26 Navy.....W, 13-4  
 5/27 Connecticut.....L, 0-15

**1980  
 (49-15, 16-4 Big Eight)  
 NCAA Tournament**

2/21 vs. San Diego .....W, 16-9  
 2/22 vs. UC-Irvine .....W, 5-3  
 2/22 at UNLV .....L, 2-4  
 2/23 vs. Cal St. Northridge.....L, 3-11  
 2/23 vs. New Mexico .....W, 8-5  
 3/9 Augustana .....W, 15-1  
 3/9 Augustana .....W, 28-3  
 3/10 Augustana .....W, 7-1  
 3/10 Augustana .....W, 9-2  
 3/11 Buena Vista .....W, 17-0  
 3/11 Buena Vista .....W, 8-2  
 3/14 Augustana .....W, 12-0  
 3/14 Augustana .....W, 8-0  
 3/15 Wayne State .....W, 8-3  
 3/15 Wayne State .....W, 9-2  
 3/19 Wayne State .....W, 12-1  
 3/19 Wayne State .....W, 11-0

3/21 at S. Calif. College .....L, 2-3  
 3/23 vs. Eastern Michigan .....W, 9-8  
 3/25 vs. Seton Hall .....W, 6-2  
 3/26 vs. Eastern Michigan .....W, 6-1  
 3/26 vs. Brigham Young .....L, 6-19  
 3/27 vs. Cal-Riverside .....L, 3-5  
 3/28 vs. Meji, Japan (exh.).....W, 11-2  
 3/28 vs. Washington .....W, 12-11  
 3/29 vs. Santa Clara.....L, 11-12  
 3/30 vs. Pepperdine .....L, 4-5  
 4/5 Colorado .....W, 15-0  
 4/5 Colorado .....W, 5-1  
 4/7 Kansas State.....W, 8-7  
 4/7 Kansas State.....W, 5-0  
 4/9 Creighton .....W, 1-0  
 4/9 Creighton .....W, 5-1  
 4/10 Morningside.....W, 9-0  
 4/10 Morningside.....W, 9-0  
 4/12 at Oklahoma State .....L, 3-4  
 4/12 at Oklahoma State .....L, 1-3  
 4/14 at Oklahoma.....L, 5-6  
 4/14 at Oklahoma.....W, 9-6  
 4/16 at Creighton .....W, 13-1  
 4/16 at Creighton .....W, 5-0  
 4/18 at Iowa State .....W, 2-1  
 4/18 at Iowa State .....W, 6-2  
 4/19 at Iowa State .....W, 5-4  
 4/19 at Iowa State .....W, 8-2  
 4/22 Nebraska-Omaha .....W, 13-3  
 4/22 Nebraska-Omaha .....W, 10-3  
 4/25 Missouri .....L, 0-3  
 4/25 Missouri .....W, 2-1  
 4/26 Missouri .....W, 1-0  
 4/26 Missouri .....W, 2-1  
 4/29 at Nebraska-Omaha .....W, 9-5  
 4/29 at Nebraska-Omaha .....W, 13-5  
 5/2 Kansas .....W, 2-1  
 5/2 Kansas .....W, 11-7  
 5/3 Kansas .....W, 3-0  
 5/3 Kansas .....W, 10-8

**BIG EIGHT TOURNAMENT  
 at Oklahoma City, Okla.**

5/10 Oklahoma.....W, 13-6  
 5/11 Oklahoma State .....W, 12-5  
 5/13 Missouri.....L, 0-9  
 5/14 Missouri.....L, 3-5

**NCAA MIDWEST REGIONAL  
 at Ann Arbor, Mich.**

5/22 Brigham Young.....W, 12-0  
 5/23 Michigan.....L, 0-7  
 5/24 Brigham Young.....W, 12-4  
 5/24 Michigan.....L, 3-12

**1981  
 (42-22, 11-11 Big Eight)**

2/19 Missouri Western.....W, 5-3  
 2/19 Missouri Western.....W, 10-3  
 2/20 Missouri Western.....W, 9-3  
 2/20 Missouri Western.....W, 18-6  
 3/11 Benedictine .....W, 10-6  
 3/11 Benedictine .....W, 8-4  
 3/13 Augustana .....W, 12-1  
 3/13 Augustana .....W, 5-2  
 3/16 at UNLV .....L, 5-7  
 3/17 at UNLV .....L, 6-7  
 3/19 at Chaminade.....W, 6-1  
 3/19 at Chaminade.....W, 11-6  
 3/20 vs. Tulane.....L, 1-4  
 3/21 at Chaminade.....W, 10-2  
 3/21 at Chaminade.....W, 5-0  
 3/22 vs. Nittaieai (exh.).....L, 6-8  
 3/22 at Hawaii.....L, 2-5  
 3/23 vs. Cal St. Northridge.....L, 5-11  
 3/24 vs. Nittaieai (exh.).....W, 3-0  
 3/25 vs. Santa Clara.....L, 8-9  
 3/26 vs. Cal St. Northridge.....L, 5-8  
 3/26 at Hawaii.....L, 4-6  
 3/27 vs. Santa Clara.....L, 6-8  
 4/1 Creighton .....W, 8-7  
 4/1 Creighton .....W, 8-2  
 4/4 Oklahoma.....L, 2-5  
 4/4 Oklahoma.....W, 15-10

4/5 Oklahoma.....W, 5-0  
 4/5 Oklahoma.....W, 6-4  
 4/8 Kearney State.....W, 4-0  
 4/8 Kearney State.....W, 8-1  
 4/12 at Kansas .....W, 1-0  
 4/12 at Kansas .....L, 4-6  
 4/13 at Kansas .....L, 4-5  
 4/13 at Kansas .....L, 1-7  
 4/14 at Nebraska-Omaha .....W, 10-2  
 4/14 at Nebraska-Omaha .....W, 7-1  
 4/15 Wayne State .....W, 11-10  
 4/15 Wayne State .....W, 15-3  
 4/18 Iowa State .....W, 5-3  
 4/18 Iowa State .....W, 2-1  
 4/19 Iowa State .....L, 4-6  
 4/19 Iowa State .....W, 5-2  
 4/21 Morningside.....W, 6-4  
 4/21 Morningside.....W, 9-0  
 4/25 at Kansas State.....W, 11-10  
 4/25 at Kansas State.....W, 10-3  
 4/26 at Kansas State.....L, 8-12  
 4/26 at Kansas State.....L, 5-6  
 4/28 Dana.....W, 7-3  
 4/28 Dana.....W, 12-0  
 4/29 at Creighton .....W, 5-3  
 4/29 at Creighton .....W, 9-8  
 5/2 Missouri.....L, 2-5  
 5/2 Missouri.....W, 9-5  
 5/3 Missouri.....L, 0-13  
 5/3 Missouri.....W, 4-0  
 5/7 Nebraska-Omaha .....W, 8-2  
 5/7 Nebraska-Omaha .....W, 6-3  
 5/11 at Oklahoma State .....L, 2-3  
 5/11 at Oklahoma State .....L, 3-4

**BIG EIGHT TOURNAMENT  
 at Oklahoma City, Okla.**

5/14 Missouri.....W, 9-4  
 5/15 Oklahoma State .....L, 5-7  
 5/17 Missouri.....W, 8-7  
 5/18 Oklahoma State .....W, 6-2  
 5/19 Oklahoma State .....L, 1-3

**1982  
 (44-13, 15-5 Big Eight)**

2/24 at UNLV .....L, 7-8  
 2/24 at UNLV .....L, 3-12  
 2/25 at Long Beach State.....W, 5-3  
 2/26 at Cal St. Northridge.....W, 7-1  
 2/27 at San Diego State .....L, 6-8  
 3/6 Sioux Falls College.....W, 6-0  
 3/6 Sioux Falls College.....W, 6-1  
 3/15 vs. Michigan .....W, 7-4  
 3/16 at UTEP .....W, 6-2  
 3/17 vs. Central Michigan.....W, 11-4  
 3/20 vs. Morningside.....W, 12-5  
 3/20 at Pan American .....W, 3-1  
 3/21 vs. Central Michigan.....W, 2-0  
 3/21 vs. Michigan State.....W, 12-5  
 3/22 vs. Michigan State.....W, 7-1  
 3/23 vs. Michigan .....L, 1-4  
 3/25 North Dakota State.....W, 19-0  
 3/25 North Dakota State.....W, 20-0  
 3/27 Oklahoma State .....L, 2-4  
 3/27 Oklahoma State .....W, 4-3  
 3/28 Oklahoma State .....W, 11-4  
 3/28 Oklahoma State .....L, 10-11  
 3/31 Kearney State.....W, 12-0  
 3/31 Kearney State.....W, 3-1  
 4/3 at Missouri.....L, 0-15  
 4/4 at Missouri.....W, 4-1  
 4/4 at Missouri.....W, 11-1  
 4/6 Nebraska-Omaha .....W, 7-1  
 4/6 Nebraska-Omaha .....W, 7-1  
 4/9 Kansas State.....W, 12-3  
 4/9 Kansas State.....W, 3-2  
 4/10 Kansas State.....W, 9-3  
 4/10 Kansas State.....W, 12-6  
 4/13 NW Missouri State .....W, 4-3  
 4/14 at Creighton .....L, 4-5  
 4/14 at Creighton .....W, 11-4  
 4/17 at Iowa State .....W, 9-4  
 4/17 at Iowa State .....L, 11-12

4/18 at Iowa State .....W, 7-2  
 4/18 at Iowa State .....W, 11-10  
 4/20 at Nebraska-Omaha .....W, 9-4  
 4/20 at Nebraska-Omaha .....W, 18-8  
 4/21 Wayne State .....W, 7-0  
 4/21 Wayne State .....W, 4-2  
 4/24 Kansas .....W, 7-5  
 4/24 Kansas .....W, 7-0  
 4/25 Kansas .....W, 9-1  
 4/25 Kansas .....W, 8-3  
 4/28 Bellevue College.....W, 16-3  
 5/2 Creighton .....L, 6-8  
 5/3 Kearney State.....W, 11-0  
 5/9 Creighton .....W, 10-9  
 5/10 Wayne State .....W, 15-3

**BIG EIGHT TOURNAMENT  
 at Oklahoma City, Okla.**

5/13 Oklahoma.....L, 8-12  
 5/14 Missouri.....W, 10-5  
 5/14 Oklahoma.....L, 2-8

**1983  
 (44-15, 8-10 Big Eight)**

3/7 Briar Cliff.....W, 10-2  
 3/7 Briar Cliff.....W, 5-1  
 3/8 Benedictine .....W, 10-0  
 3/8 Benedictine .....W, 13-0  
 3/11 at New Mexico .....W, 10-3  
 3/12 vs. Colorado State.....W, 10-2  
 3/12 at New Mexico .....W, 7-0  
 3/13 at Colorado State.....W, 5-4  
 3/13 at Colorado State.....W, 5-4  
 3/14 at Lubbock Christian .....W, 9-5  
 3/14 at Lubbock Christian .....W, 8-5  
 3/15 at New Mexico .....W, 6-1  
 3/17 vs. Lubbock Christian .....W, 6-5  
 3/17 vs. Wyoming.....W, 14-3  
 3/19 vs. Bradley.....W, 7-3  
 3/19 vs. New Mexico.....W, 5-0  
 3/21 vs. SIU-Edwardsville .....W, 14-3  
 3/21 vs. Delaware.....W, 15-4  
 3/24 St. Cloud State .....W, 12-3  
 3/24 St. Cloud State .....W, 8-3  
 3/31 South Dakota .....W, 7-2  
 3/31 South Dakota .....W, 12-3  
 4/3 at Kansas State.....W, 5-2  
 4/3 at Kansas State.....W, 3-0  
 4/7 Kearney State.....W, 7-1  
 4/7 Kearney State.....W, 11-1  
 4/10 Iowa State .....L, 8-13  
 4/10 Iowa State .....L, 8-9  
 4/11 Iowa State .....W, 11-7  
 4/11 Iowa State .....W, 7-2  
 4/12 NW Missouri State .....W, 4-1  
 4/12 NW Missouri State .....W, 8-4  
 4/16 at Kansas .....W, 15-4  
 4/16 at Kansas .....L, 7-8  
 4/17 at Kansas .....L, 2-3  
 4/17 at Kansas .....W, 15-1  
 4/19 Nebraska-Omaha .....W, 5-3  
 4/19 Nebraska-Omaha .....W, 5-1  
 4/21 at Nebraska-Omaha .....W, 5-0  
 4/21 at Nebraska-Omaha .....W, 8-1  
 4/23 Oklahoma .....W, 3-1  
 4/23 Oklahoma.....W, 7-4  
 4/24 Oklahoma.....L, 3-4  
 4/24 Oklahoma.....L, 5-10  
 4/27 at Creighton .....W, 11-9  
 4/27 at Creighton .....L, 5-6  
 4/30 at Wichita State.....W, 12-2  
 5/1 at Wichita State.....L, 4-5  
 5/1 at Wichita State.....L, 5-10  
 5/6 Central Missouri State.....W, 3-2  
 5/6 Central Missouri State.....W, 15-3  
 5/7 at Oklahoma State .....L, 4-16  
 5/7 at Oklahoma State .....L, 2-5  
 5/8 at Oklahoma State .....L, 2-3  
 5/8 at Oklahoma State .....L, 1-4

**BIG EIGHT TOURNAMENT  
 at Oklahoma City, Okla.**

5/10 Missouri.....W, 10-9  
 5/12 Oklahoma State .....L, 6-9

5/15 Kansas .....W, 3-2  
5/15 Oklahoma.....L, 1-2

**1984**

**(46-20, 15-6 Big Eight)**

3/1 Wayne State .....W, 12-2  
3/1 Wayne State .....W, 11-1  
3/3 Kearney State .....W, 10-2  
3/3 Kearney State .....W, 3-0  
3/4 Kearney State .....W, 26-4  
3/7 at USC .....W, 9-6  
3/8 at Cal State Fullerton .....L, 7-9  
3/9 at Long Beach State .....W, 6-1  
3/10 at Long Beach State .....L, 9-10  
3/10 at Long Beach State .....L, 2-7  
3/12 at Hawaii Pacific .....W, 3-2  
3/12 at Hawaii Pacific .....W, 4-0  
3/13 at Hawaii Pacific .....W, 5-0  
3/13 at Hawaii Pacific .....W, 5-0  
3/14 at Hawaii-Hilo .....W, 5-2  
3/14 at Hawaii-Hilo .....L, 0-1  
3/15 at Hawaii .....L, 3-11  
3/16 at Hawaii .....L, 1-2  
3/16 at Hawaii .....L, 4-10  
3/17 vs. Liberty Baptist .....W, 6-3  
3/17 at Hawaii .....W, 12-1  
3/19 at UNLV .....L, 1-2  
3/20 at UNLV .....W, 15-4  
3/24 at Missouri .....W, 8-0  
3/25 at Missouri .....W, 6-1  
3/25 at Missouri .....W, 7-2  
3/29 Mankato State .....W, 12-2  
3/29 Mankato State .....W, 10-1  
3/31 Kansas State .....W, 6-1  
3/31 Kansas State .....W, 12-2  
4/1 Kansas State .....W, 6-0  
4/1 Kansas State .....W, 4-1  
4/4 Creighton .....W, 14-1  
4/4 Creighton .....L, 2-4  
4/7 at Iowa State .....L, 2-4  
4/7 at Iowa State .....W, 9-6  
4/11 NW Missouri State .....W, 12-0  
4/11 NW Missouri State .....W, 9-5  
4/14 Kansas .....W, 5-2  
4/14 Kansas .....W, 5-0  
4/15 Kansas .....W, 4-1  
4/15 Kansas .....W, 3-1  
4/18 Missouri Western .....W, 8-2  
4/18 Missouri Western .....W, 6-4  
4/21 at Oklahoma .....W, 27-16  
4/21 at Oklahoma .....L, 1-7  
4/22 at Oklahoma .....W, 4-2  
4/22 at Oklahoma .....L, 0-6  
4/24 Northwestern (Iowa) .....W, 7-2  
4/24 Northwestern (Iowa) .....W, 16-0  
4/25 at Creighton .....W, 11-0  
4/25 at Creighton .....L, 2-4  
4/26 Wichita State .....W, 9-8  
4/26 Wichita State .....L, 2-4  
4/30 Nebraska-Omaha .....W, 8-0  
4/30 Nebraska-Omaha .....L, 2-3  
5/1 Nebraska-Omaha .....W, 10-3  
5/2 Kearney State .....W, 7-0  
5/2 Kearney State .....W, 8-0  
5/5 Oklahoma State .....L, 1-11  
5/5 Oklahoma State .....W, 4-0  
5/6 Oklahoma State .....L, 4-5  
5/6 Oklahoma State .....L, 2-3

**BIG EIGHT TOURNAMENT  
at Oklahoma City, Okla.**

5/10 Oklahoma .....W, 15-7  
5/11 Oklahoma State .....L, 3-7  
5/12 Oklahoma .....L, 3-5

**1985**

**(45-24, 16-6 Big Eight)**

**NCAA Tournament**

3/2 at Oklahoma City .....W, 5-4  
3/2 at Oklahoma City .....W, 6-5  
3/3 at Oklahoma City .....L, 3-6  
3/3 at Oklahoma City .....W, 11-5  
3/5 Kearney State .....W, 11-4  
3/5 Kearney State .....W, 9-3

3/13 Wayne State .....W, 16-3  
3/13 Wayne State .....W, 9-2  
3/15 at New Mexico .....L, 5-6  
3/15 at New Mexico .....W, 12-3  
3/16 at New Mexico .....W, 15-6  
3/17 vs. Utah .....W, 8-4  
3/17 at New Mexico .....L, 9-15  
3/18 at Arizona State .....L, 6-10  
3/19 at Arizona State .....W, 11-5  
3/20 at Arizona State .....L, 11-12  
3/22 at San Diego State .....L, 5-6  
3/22 at San Diego State .....L, 6-11  
3/23 at San Diego State .....L, 7-8  
3/23 at San Diego State .....W, 8-3  
3/24 at San Diego State .....W, 24-8  
3/25 at UNLV .....L, 22-23  
3/26 at UNLV .....L, 19-21  
3/26 at UNLV .....L, 15-18  
3/27 at Southern Utah .....W, 21-9  
4/1 at Kansas State .....W, 6-3  
4/1 at Kansas State .....W, 10-6  
4/3 Missouri Western .....W, 11-3  
4/3 Missouri Western .....W, 8-0  
4/6 Iowa State .....W, 4-3  
4/6 Iowa State .....L, 5-6  
4/7 Iowa State .....W, 5-1  
4/7 Iowa State .....W, 3-2  
4/10 Creighton .....W, 12-7  
4/10 Creighton .....W, 3-1  
4/13 at Kansas .....W, 11-2  
4/13 at Kansas .....W, 20-3  
4/14 at Kansas .....W, 15-6  
4/14 at Kansas .....W, 11-9  
4/16 Minnesota .....W, 18-17  
4/16 Minnesota .....L, 3-6  
4/17 at Wichita State .....L, 4-8  
4/17 at Wichita State .....W, 11-8  
4/20 Oklahoma .....W, 10-9  
4/20 Oklahoma .....L, 13-15  
4/21 Oklahoma .....L, 9-11  
4/21 Oklahoma .....L, 5-7  
4/24 at Creighton .....W, 2-1  
4/24 at Creighton .....L, 5-9  
4/27 Nebraska-Omaha .....W, 17-2  
4/27 Nebraska-Omaha .....W, 8-5  
4/28 Nebraska-Omaha .....W, 10-1  
4/28 Nebraska-Omaha .....W, 12-3  
5/1 Wichita State .....W, 14-13  
5/1 Wichita State .....W, 3-2  
5/4 at Oklahoma State .....W, 21-8  
5/4 at Oklahoma State .....W, 11-5  
5/5 at Oklahoma State .....L, 9-24  
5/5 at Oklahoma State .....L, 9-16  
5/11 Missouri .....W, 10-7  
5/11 Missouri .....W, 12-8  
5/12 Missouri .....W, 6-0  
5/12 Missouri .....W, 12-4

**BIG EIGHT TOURNAMENT  
at Oklahoma City, Okla.**

5/15 Oklahoma .....L, 11-18  
5/16 Kansas State .....W, 11-4  
5/17 Oklahoma .....L, 3-5

**NCAA WESTERN 1 REGIONAL  
at Palo Alto, Calif.**

5/24 Pepperdine .....W, 4-2  
5/25 at Stanford .....L, 8-9  
5/26 Pepperdine .....L, 6-7

**1986**

**(35-25, 14-9 Big Eight)**

3/5 Missouri Western .....W, 25-0  
3/6 Missouri Western .....W, 3-1  
3/8 Kearney State .....W, 8-7  
3/9 Kearney State .....W, 13-12  
3/13 Wayne State .....W, 19-4  
3/14 Wayne State .....W, 21-1  
3/17 at San Diego State .....L, 2-3  
3/18 vs. Fresno State .....W, 11-5  
3/19 vs. Washington State .....L, 7-8  
3/20 vs. Brigham Young .....L, 11-12  
3/21 vs. Nevada .....W, 6-4  
3/22 vs. Stetson .....W, 16-5

3/24 at UNLV .....L, 9-18  
3/24 at UNLV .....L, 8-9  
3/25 at UNLV .....L, 0-19  
3/25 at UNLV .....W, 10-8  
3/26 at UNLV .....W, 9-6  
3/29 Kansas State .....W, 4-3  
3/29 Kansas State .....W, 12-3  
3/30 Kansas State .....W, 6-4  
3/30 Kansas State .....W, 3-1  
4/5 at Iowa State .....W, 3-2  
4/6 at Iowa State .....L, 3-5  
4/6 at Iowa State .....W, 3-2  
4/7 at Iowa State .....W, 11-8  
4/8 Mankato State .....L, 3-6  
4/8 Mankato State .....L, 3-11  
4/9 at Wichita State .....W, 6-3  
4/10 NW Missouri State .....W, 13-2  
4/10 NW Missouri State .....W, 14-0  
4/12 Kansas .....W, 9-2  
4/12 Kansas .....W, 10-0  
4/13 Kansas .....W, 8-6  
4/13 Kansas .....L, 2-6  
4/16 Kansas State .....W, 10-1  
4/17 at Wichita State .....L, 5-6  
4/18 at Oklahoma .....L, 6-12  
4/20 at Oklahoma .....L, 3-4  
4/20 at Oklahoma .....L, 0-5  
4/22 Northern Colorado .....W, 10-9  
4/22 Northern Colorado .....W, 11-2  
4/23 Creighton .....W, 5-4  
4/24 Creighton .....L, 5-6  
4/25 at Oral Roberts .....L, 5-9  
4/26 at Oral Roberts .....L, 3-4  
4/29 Tarkio College .....W, 17-9  
4/29 Bellevue College .....W, 7-4  
4/30 at Creighton .....W, 5-0  
4/30 at Creighton .....L, 2-4  
5/1 Wichita State .....L, 4-8  
5/3 Oklahoma State .....W, 6-2  
5/3 Oklahoma State .....L, 6-10  
5/4 Oklahoma State .....W, 12-11  
5/4 Oklahoma State .....L, 8-16  
5/10 at Missouri .....L, 3-4  
5/10 at Missouri .....L, 4-7  
5/11 at Missouri .....W, 18-9  
5/11 at Missouri .....W, 7-4

**BIG EIGHT TOURNAMENT  
at Oklahoma City, Okla.**

5/15 Oklahoma State .....L, 0-6  
5/16 Missouri .....L, 8-10

**1987**

**(36-21, 12-8 Big Eight)**

3/4 NW Missouri State .....W, 22-6  
3/5 NW Missouri State .....W, 20-6  
3/7 Kearney State .....W, 16-9  
3/8 Kearney State .....W, 9-0  
3/11 at Minnesota .....W, 18-1  
3/11 at Minnesota .....W, 7-3  
3/13 at Air Force .....W, 7-5  
3/14 at Northern Colorado .....L, 7-8  
3/14 at Northern Colorado .....W, 8-2  
3/15 at Northern Colorado .....W, 9-2  
3/15 at Northern Colorado .....W, 17-0  
3/20 at UNLV .....W, 6-2  
3/20 at UNLV .....L, 0-5  
3/21 at UNLV .....W, 10-7  
3/21 at UNLV .....W, 4-1  
3/22 vs. Nevada .....W, 4-3  
3/23 at UNLV .....L, 1-17  
3/24 at Arizona State .....L, 3-6  
3/25 at Arizona State .....W, 4-1  
4/2 Wayne State .....W, 16-4  
4/4 at Kansas .....W, 15-11  
4/4 at Kansas .....W, 7-4  
4/5 at Kansas .....W, 11-8  
4/5 at Kansas .....W, 6-4  
4/7 Tarkio College .....W, 23-3  
4/7 Tarkio College .....W, 5-1  
4/8 Wichita State .....L, 9-10  
4/8 Wichita State .....L, 5-11  
4/9 Nebraska-Omaha .....W, 16-0  
4/11 Oklahoma .....W, 9-8

4/11 Oklahoma .....W, 3-2  
4/12 Oklahoma .....W, 3-2  
4/12 Oklahoma .....W, 10-6  
4/15 at Wichita State .....L, 4-21  
4/17 Oral Roberts .....L, 9-10  
4/17 Oral Roberts .....L, 7-9  
4/20 Wayne State .....L, 4-5  
4/20 Wayne State .....W, 14-1  
4/22 NW Missouri State .....W, 7-4  
4/22 NW Missouri State .....W, 10-2  
4/24 at Oklahoma State .....L, 5-21  
4/25 at Oklahoma State .....L, 3-8  
4/25 at Oklahoma State .....L, 7-13  
4/26 at Oklahoma State .....W, 15-14  
4/27 Bellevue College .....W, 18-1  
4/29 at Creighton .....W, 5-3  
4/30 Creighton .....L, 5-10  
5/2 Missouri .....W, 8-6  
5/2 Missouri .....W, 16-8  
5/3 Missouri .....L, 5-9  
5/3 Missouri .....L, 1-2  
5/9 Kansas State .....W, 8-2  
5/9 Kansas State .....L, 2-3  
5/10 Kansas State .....L, 15-17  
5/10 Kansas State .....L, 1-6

**BIG EIGHT TOURNAMENT  
at Oklahoma City, Okla.**

5/13 Oklahoma .....L, 3-11  
5/14 Missouri .....L, 6-7

**1988**

**(48-23, 12-12 Big Eight)**

2/20 Wyoming .....W, 9-2  
2/21 Wyoming .....W, 11-1  
2/21 Wyoming .....W, 11-7  
2/27 vs. Northern Colorado .....W, 20-5  
2/27 at Colorado State .....W, 19-8  
2/28 at Colorado State .....W, 12-1  
2/28 at Colorado State .....W, 18-4  
3/5 Northern Colorado .....W, 12-2  
3/5 Northern Colorado .....W, 7-1  
3/6 Northern Colorado .....W, 13-1  
3/8 Nebraska-Omaha .....W, 28-5  
3/13 at Arkansas .....L, 4-7  
3/13 at Arkansas .....W, 8-5  
3/15 Kearney State .....W, 15-0  
3/19 vs. Lewis-Clark State .....L, 1-5 (10)  
3/19 vs. Portland State .....W, 9-2  
3/20 vs. Washington .....W, 10-4  
3/21 vs. Hawaii Pacific .....W, 8-3  
3/22 at Hawaii .....W, 9-1  
3/23 vs. Hawaii Pacific .....L, 0-3  
3/24 vs. Portland State .....L, 2-8  
3/25 vs. Washington .....W, 7-1  
3/26 vs. Lewis-Clark State .....W, 9-5  
3/26 at Hawaii .....W, 12-6  
3/29 at Loyola Marymount .....L, 9-15  
3/30 at Loyola Marymount .....L, 7-10  
4/2 at Iowa State .....W, 14-5  
4/2 at Iowa State .....W, 6-1  
4/3 at Iowa State .....W, 11-1  
4/3 at Iowa State .....L, 8-9  
4/6 at Wichita State .....L, 3-8  
4/10 Kansas .....W, 9-2  
4/10 Kansas .....W, 4-3  
4/11 Kansas .....W, 5-3  
4/11 Kansas .....W, 5-1  
4/12 Kearney State .....W, 17-4  
4/13 Missouri Western .....W, 12-2  
4/13 Missouri Western .....W, 5-1  
4/15 vs. Oklahoma .....L, 3-7  
4/16 vs. Oklahoma .....L, 1-2  
4/16 vs. Oklahoma .....L, 5-6  
4/18 vs. Oklahoma .....L, 5-10  
4/20 Wayne State .....W, 15-4  
4/20 Wayne State .....W, 7-0  
4/21 Fort Hays State .....W, 10-0  
4/21 Fort Hays State .....W, 12-0  
4/22 at Oral Roberts .....W, 9-7  
4/23 at Oral Roberts .....W, 8-4  
4/24 at Oral Roberts .....L, 1-11  
4/26 NW Missouri State .....W, 5-3  
4/26 NW Missouri State .....W, 19-10

4/27 Northern Iowa ..... W, 11-2  
 4/27 Northern Iowa ..... W, 25-3  
 4/30 Oklahoma State ..... W, 7-6  
 4/30 Oklahoma State ..... L, 4-11  
 5/1 Oklahoma State ..... W, 10-14  
 5/1 Oklahoma State ..... L, 5-17  
 5/4 SW Missouri State ..... W, 9-8  
 5/4 SW Missouri State ..... W, 4-1  
 5/7 at Missouri ..... L, 10-16  
 5/7 at Missouri ..... W, 13-11  
 5/8 at Missouri ..... L, 8-9  
 5/8 at Missouri ..... L, 8-9  
 5/11 at Creighton ..... W, 14-2  
 5/12 Creighton ..... L, 5-6 (10)  
 5/14 Kansas State ..... W, 13-9  
 5/14 Kansas State ..... W, 15-9  
 5/15 Kansas State ..... W, 8-4  
 5/15 Kansas State ..... L, 7-12

**BIG EIGHT TOURNAMENT  
 at Oklahoma City, Okla.**

5/18 Oklahoma State ..... L, 3-8  
 5/19 Missouri ..... L, 10-14

**1989  
 (27-31, 8-16 Big Eight)**

3/8 Wayne State ..... W, 7-0  
 3/8 Wayne State ..... W, 11-4  
 3/9 Northern Iowa ..... W, 12-3  
 3/9 Northern Iowa ..... W, 7-2  
 3/12 at Arkansas ..... L, 1-4  
 3/13 at SW Missouri State ..... L, 3-6  
 3/18 Fort Hays State ..... W, 3-2  
 3/18 Fort Hays State ..... W, 18-3  
 3/19 Fort Hays State ..... W, 14-6  
 3/19 Fort Hays State ..... W, 14-2  
 3/22 Nebraska-Omaha ..... W, 14-1  
 3/25 at Texas-Arlington ..... L, 1-5  
 3/26 vs. Northwestern ..... W, 5-2  
 3/27 at Texas Christian ..... L, 5-6  
 3/27 at Texas Christian ..... L, 1-17  
 3/28 at Texas ..... L, 0-2  
 3/28 at Texas ..... W, 8-5  
 3/29 at Texas A&M ..... L, 4-21  
 4/1 at Kansas ..... L, 0-7  
 4/1 at Kansas ..... W, 10-7  
 4/3 at Kansas ..... W, 10-0  
 4/3 at Kansas ..... L, 12-13  
 4/5 Creighton ..... L, 2-4  
 4/5 Creighton ..... L, 4-9  
 4/8 Oklahoma ..... W, 10-4  
 4/8 Oklahoma ..... L, 1-3  
 4/9 Oklahoma ..... W, 3-2  
 4/9 Oklahoma ..... L, 1-2  
 4/11 Wayne State ..... W, 14-0  
 4/11 Wayne State ..... W, 15-1  
 4/13 at Wichita State ..... L, 0-3  
 4/15 at Wyoming ..... L, 6-8  
 4/15 at Wyoming ..... L, 11-13  
 4/16 at Wyoming ..... W, 17-8  
 4/18 Oral Roberts ..... W, 9-1  
 4/18 Oral Roberts ..... L, 3-4  
 4/19 Kearney State ..... W, 21-9  
 4/21 at Oklahoma State ..... L, 9-11  
 4/22 at Oklahoma State ..... L, 6-13  
 4/22 at Oklahoma State ..... L, 8-15  
 4/23 at Oklahoma State ..... L, 3-14  
 4/26 at Creighton ..... L, 2-4  
 4/26 at Creighton ..... W, 7-4  
 4/29 Missouri ..... L, 2-5  
 4/29 Missouri ..... W, 5-3  
 4/30 Missouri ..... L, 4-7  
 4/30 Missouri ..... L, 4-12  
 5/2 Wichita State ..... L, 3-15  
 5/3 Northern Iowa ..... W, 2-1  
 5/3 Northern Iowa ..... W, 10-0  
 5/5 at Kansas State ..... L, 12-14  
 5/5 at Kansas State ..... L, 0-3  
 5/6 at Kansas State ..... L, 8-13  
 5/6 at Kansas State ..... L, 3-9  
 5/12 Iowa State ..... W, 6-4  
 5/12 Iowa State ..... W, 3-2  
 5/13 Iowa State ..... L, 1-9  
 5/13 Iowa State ..... W, 3-2

**1990  
 (42-26, 12-12 Big Eight)**

2/11 Kearney State ..... W, 18-4  
 2/12 Wayne State ..... W, 22-3  
 2/21 NW Missouri State ..... W, 10-5  
 2/21 NW Missouri State ..... W, 13-1  
 2/24 at Colorado State ..... W, 9-3  
 2/24 at Colorado State ..... W, 8-5  
 2/25 at Wyoming ..... W, 10-8  
 2/25 at Wyoming ..... W, 19-12  
 3/1 at Hawaii ..... L, 5-9  
 3/2 at Hawaii Pacific ..... L, 5-11  
 3/2 at Hawaii ..... L, 2-4  
 3/3 at Hawaii Pacific ..... L, 2-3  
 3/3 at Hawaii ..... L, 2-9  
 3/4 at Hawaii Pacific ..... W, 5-3  
 3/4 at Hawaii ..... L, 2-9  
 3/8 Wichita State ..... W, 4-2  
 3/10 St. Cloud State ..... W, 16-0  
 3/10 St. Cloud State ..... W, 10-4  
 3/11 St. Cloud State ..... W, 8-2  
 3/11 St. Cloud State ..... L, 14-16  
 3/17 Briar Cliff ..... W, 9-5  
 3/17 Briar Cliff ..... W, 7-6  
 3/18 Tarkio College ..... W, 2-0  
 3/18 Tarkio College ..... W, 17-11  
 3/26 at Texas Tech ..... W, 8-3  
 3/27 at Texas Tech ..... L, 4-5  
 3/31 Kansas ..... L, 3-4  
 3/31 Kansas ..... L, 1-3  
 4/1 Kansas ..... W, 6-2  
 4/1 Kansas ..... W, 9-0  
 4/3 Northern Iowa ..... W, 2-0  
 4/3 Northern Iowa ..... W, 17-3  
 4/4 at Creighton ..... L, 0-6  
 4/6 at Oklahoma ..... W, 5-4  
 4/7 at Oklahoma ..... L, 1-11  
 4/7 at Oklahoma ..... W, 7-6  
 4/8 at Oklahoma ..... L, 8-11  
 4/14 Northern Colorado ..... W, 18-2  
 4/14 Northern Colorado ..... W, 3-2  
 4/15 Northern Colorado ..... W, 7-0  
 4/15 Northern Colorado ..... W, 10-4  
 4/16 Northern Iowa ..... W, 12-5  
 4/17 NW Missouri State ..... W, 9-2  
 4/18 at Wichita State ..... L, 2-4  
 4/20 Oklahoma State ..... L, 3-12  
 4/21 Oklahoma State ..... W, 5-4  
 4/21 Oklahoma State ..... L, 0-5  
 4/22 Oklahoma State ..... L, 0-12  
 4/24 Kearney State ..... W, 7-5  
 4/24 Kearney State ..... W, 19-9  
 4/25 at Creighton ..... L, 5-6  
 4/28 at Missouri ..... L, 4-11  
 4/28 at Missouri ..... L, 2-5  
 4/29 at Missouri ..... W, 2-1  
 4/29 at Missouri ..... W, 14-8  
 5/1 Creighton ..... L, 12-16  
 5/2 Creighton ..... W, 12-0  
 5/4 Kansas State ..... W, 7-5  
 5/4 Kansas State ..... L, 6-7  
 5/5 Kansas State ..... L, 8-9  
 5/5 Kansas State ..... W, 4-0  
 5/12 at Iowa State ..... W, 7-0  
 5/12 at Iowa State ..... L, 2-5  
 5/13 at Iowa State ..... W, 6-5  
 5/13 at Iowa State ..... W, 5-0

**BIG EIGHT TOURNAMENT  
 at Oklahoma City, Okla.**

5/16 Kansas State ..... W, 7-5  
 5/17 Oklahoma State ..... L, 2-3  
 5/18 Iowa State ..... L, 3-16

**1991  
 (37-22, 10-14 Big Eight)**

2/16 Washburn ..... W, 11-5  
 2/21 vs. Ohio State ..... L, 2-5  
 2/22 vs. Notre Dame ..... L, 5-8  
 2/23 vs. Dartmouth ..... W, 14-5  
 2/24 vs. Dartmouth ..... W, 14-4  
 3/3 Western Illinois ..... W, 9-1  
 3/4 Western Illinois ..... W, 9-1  
 3/4 Western Illinois ..... W, 10-8

3/6 at Arkansas ..... L, 3-4  
 3/6 at Arkansas ..... W, 5-3  
 3/9 Northern Colorado ..... L, 2-4  
 3/10 Northern Colorado ..... W, 5-2  
 3/19 NW Missouri State ..... W, 2-0  
 3/19 NW Missouri State ..... W, 13-3  
 3/20 Wayne State ..... W, 6-1  
 3/22 at Hardin-Simmons ..... L, 7-11  
 3/23 at Hardin-Simmons ..... W, 4-1  
 3/23 at Hardin-Simmons ..... W, 8-3  
 3/25 at Texas Tech ..... W, 10-5  
 3/26 at Texas Tech ..... L, 10-11  
 3/29 at Kansas ..... L, 1-11  
 3/30 at Kansas ..... L, 5-6  
 3/30 at Kansas ..... L, 3-4  
 3/31 at Kansas ..... L, 3-8  
 4/3 Creighton ..... W, 8-7  
 4/3 Creighton ..... L, 5-6  
 4/6 Colorado State ..... W, 10-5  
 4/6 Colorado State ..... W, 17-12  
 4/7 Colorado State ..... W, 5-2  
 4/7 Colorado State ..... W, 12-6  
 4/8 Northern Iowa ..... W, 5-4  
 4/8 Northern Iowa ..... W, 6-4  
 4/9 Wayne State ..... W, 7-6  
 4/13 at Oklahoma State ..... L, 7-9  
 4/13 at Oklahoma State ..... W, 5-0  
 4/14 at Oklahoma State ..... L, 9-10  
 4/14 at Oklahoma State ..... W, 10-3  
 4/17 Kearney State ..... W, 8-3  
 4/19 Missouri ..... W, 3-2  
 4/19 Missouri ..... W, 4-3  
 4/20 Missouri ..... L, 3-4  
 4/21 Missouri ..... L, 0-2  
 4/23 Washburn ..... W, 11-5  
 4/24 at Northern Iowa ..... W, 8-3  
 4/24 at Northern Iowa ..... W, 10-2  
 4/27 at Kansas State ..... W, 18-7  
 4/27 at Kansas State ..... L, 2-4  
 4/28 at Kansas State ..... L, 12-13  
 4/29 at Kansas State ..... W, 16-12  
 5/1 at Creighton ..... W, 5-3  
 5/1 at Creighton ..... L, 3-14  
 5/3 Iowa State ..... W, 5-1  
 5/3 Iowa State ..... W, 2-1  
 5/4 Iowa State ..... L, 3-11  
 5/4 Iowa State ..... L, 2-3  
 5/11 Oklahoma ..... L, 5-8  
 5/11 Oklahoma ..... W, 7-3  
 5/12 Oklahoma ..... L, 3-16  
 5/12 Oklahoma ..... W, 7-5

**1992  
 (31-25, 11-13 Big Eight)**

2/1 Peru State ..... W, 9-8  
 2/15 Doane ..... W, 11-3  
 2/26 Nebraska-Kearney ..... W, 19-5  
 2/29 Western Illinois ..... W, 9-7  
 2/29 Western Illinois ..... W, 6-3  
 3/1 Western Illinois ..... W, 10-7  
 3/1 Western Illinois ..... W, 7-1  
 3/3 at Wichita State ..... L, 1-4  
 3/6 Colorado State ..... W, 3-2  
 3/6 Colorado State ..... L, 2-3  
 3/7 Colorado State ..... W, 7-0  
 3/7 Colorado State ..... L, 2-3  
 3/13 Jamestown College ..... W, 22-0  
 3/16 vs. New Mexico ..... L, 1-3  
 3/17 at Fresno State ..... L, 2-15  
 3/18 vs. Washington State ..... W, 4-3  
 3/19 vs. Cal St. Northridge ..... L, 5-11  
 3/20 vs. Nevada ..... L, 2-7  
 3/21 vs. Wyoming ..... W, 2-1  
 3/24 South Dakota (DH) ..... W, 4-1  
 3/24 South Dakota (DH) ..... W, 17-2  
 3/25 South Dakota ..... W, 18-2  
 3/27 Kansas ..... W, 6-5  
 3/29 Kansas ..... W, 6-3  
 3/29 Kansas ..... W, 4-3  
 3/30 Kansas ..... L, 3-10  
 4/1 Creighton ..... L, 1-19  
 4/3 Evansville ..... W, 9-6  
 4/4 Evansville ..... L, 5-8  
 4/4 Evansville ..... L, 1-2

4/5 Evansville ..... W, 13-2  
 4/6 Wayne State ..... W, 9-2  
 4/8 Washburn ..... W, 18-4  
 4/10 Oklahoma State ..... W, 4-3  
 4/11 Oklahoma State ..... L, 0-7  
 4/11 Oklahoma State ..... L, 4-7  
 4/12 Oklahoma State ..... W, 5-3  
 4/15 at Creighton ..... L, 6-8  
 4/18 at Missouri ..... L, 7-15  
 4/18 at Missouri ..... W, 4-1  
 4/19 at Missouri ..... W, 18-6  
 4/19 at Missouri ..... L, 1-11  
 4/25 Kansas State (DH) ..... W, 5-4  
 4/25 Kansas State (DH) ..... L, 10-11  
 4/26 Kansas State ..... W, 12-2  
 4/26 Kansas State ..... L, 0-10  
 4/28 at Kansas State ..... L, 5-6  
 4/29 Peru State ..... W, 15-1  
 5/1 at Iowa State ..... L, 0-10  
 5/1 at Iowa State ..... W, 5-0  
 5/2 at Iowa State ..... L, 9-11  
 5/2 at Iowa State ..... L, 5-13  
 5/10 at Oklahoma ..... L, 5-15  
 5/10 at Oklahoma ..... W, 7-5  
 5/11 at Oklahoma ..... L, 4-12  
 5/11 at Oklahoma ..... L, 6-11

**1993  
 (35-23, 16-12 Big Eight)**

3/6 Peru State ..... W, 15-0  
 3/7 Peru State ..... W, 14-13  
 3/9 Oral Roberts ..... L, 7-12  
 3/9 Oral Roberts ..... W, 6-5  
 3/10 Oral Roberts ..... W, 8-4  
 3/15 vs. Clemson ..... W, 5-0  
 3/16 vs. SW Missouri State ..... L, 4-5  
 3/17 vs. St. John's ..... W, 8-3  
 3/18 at Fresno State ..... L, 8-10  
 3/19 at Fresno State ..... W, 14-5  
 3/20 vs. St. John's ..... W, 14-3  
 3/21 vs. Stanford ..... L, 3-14  
 3/23 at New Mexico ..... L, 4-14  
 3/23 at New Mexico ..... L, 6-11  
 3/24 at New Mexico ..... W, 12-6  
 3/26 Creighton ..... L, 4-10  
 3/27 at Creighton ..... L, 2-10  
 3/27 at Creighton ..... L, 4-9  
 3/28 Creighton ..... W, 3-2  
 4/2 at Oklahoma State ..... W, 9-7  
 4/2 at Oklahoma State ..... L, 2-13  
 4/3 at Oklahoma State ..... L, 5-11  
 4/7 Iowa State ..... W, 5-1  
 4/7 Iowa State ..... L, 3-15  
 4/9 at Kansas State ..... L, 10-14  
 4/10 at Kansas State ..... L, 10-19  
 4/11 at Kansas State ..... L, 3-6  
 4/14 Kansas State ..... W, 13-9  
 4/14 Kansas State ..... W, 6-2  
 4/16 Missouri ..... W, 9-3  
 4/17 Missouri ..... L, 6-7  
 4/18 Missouri ..... W, 7-4  
 4/20 Kansas ..... L, 9-17  
 4/21 Kansas ..... L, 2-4  
 4/24 at Iowa State ..... W, 13-9  
 4/24 at Iowa State ..... W, 12-7  
 4/25 at Iowa State ..... W, 14-9  
 4/26 Peru State ..... W, 21-9  
 4/26 Peru State ..... W, 12-3  
 4/28 at Missouri ..... W, 10-6  
 4/28 at Missouri ..... L, 7-9  
 4/30 Peru State ..... W, 7-3  
 4/30 Peru State ..... W, 14-4  
 5/1 Mount Marty ..... W, 4-3  
 5/2 Nebraska-Kearney ..... W, 2-1  
 5/2 Nebraska-Kearney ..... W, 7-1  
 5/8 Oklahoma ..... W, 7-4  
 5/8 Oklahoma ..... W, 9-8  
 5/9 Oklahoma ..... W, 0-2  
 5/12 at Oklahoma ..... W, 7-4  
 5/12 at Oklahoma ..... W, 9-1  
 5/14 at Kansas ..... L, 4-5  
 5/15 at Kansas ..... W, 7-3  
 5/16 at Kansas ..... W, 3-2

**BIG EIGHT TOURNAMENT  
at Oklahoma City, Okla.**

5/20	Missouri	.....W, 7-3
5/21	Kansas	.....L, 4-5
5/22	Oklahoma	.....W, 19-14
5/23	Oklahoma State	.....L, 4-8

**1994**

**(32-28, 14-16 Big Eight)**

2/18	at Oral Roberts	.....L, 1-11
2/19	at Oral Roberts	.....L, 6-11
2/20	at Oral Roberts	.....L, 4-5
2/25	at Wyoming	.....L, 4-13
2/26	at Wyoming	.....W, 6-5
2/26	at Wyoming	.....W, 8-4
2/27	at Southern Colorado	.....L, 5-8
3/5	Western Illinois	.....W, 12-2
3/5	Western Illinois	.....W, 9-8
3/6	Western Illinois	.....W, 9-8
3/7	Northern Iowa	.....W, 2-0
3/7	Northern Iowa	.....W, 8-7
3/9	Nebraska-Kearney	.....W, 8-1
3/10	Mount Marty	.....W, 5-2
3/14	vs. New Mexico	.....L, 5-6
3/15	vs. Nevada	.....L, 6-13
3/16	vs. Washington State	.....L, 4-14
3/17	at Fresno State	.....L, 4-10
3/18	vs. Illinois State	.....W, 7-6
3/19	vs. Kentucky	.....W, 6-5
3/22	Creighton	.....W, 7-6
3/25	at Missouri	.....L, 1-3
3/27	at Missouri	.....L, 2-5
3/27	at Missouri	.....L, 1-2
3/30	at Oklahoma State	.....L, 6-7
3/30	at Oklahoma State	.....L, 5-21
4/1	Oklahoma State	.....L, 2-6
4/2	Oklahoma State	.....W, 8-7
4/3	Oklahoma State	.....W, 10-3
4/6	at Iowa State	.....L, 0-1
4/6	at Iowa State	.....W, 8-7
4/7	Nebraska-Kearney	.....W, 5-4
4/8	Oral Roberts	.....W, 5-3
4/9	Oral Roberts	.....W, 8-3
4/10	Oral Roberts	.....W, 3-2
4/13	at Kansas State	.....W, 14-4
4/13	at Kansas State	.....W, 15-1
4/15	Kansas State	.....W, 4-2
4/16	Kansas State	.....W, 7-6
4/17	Kansas State	.....W, 23-14
4/19	at Kansas	.....W, 9-1
4/20	at Kansas	.....W, 5-2
4/22	Kansas	.....L, 8-9
4/23	Kansas	.....L, 7-9
4/24	Kansas	.....L, 2-6
4/27	Missouri	.....W, 5-1
4/27	Missouri	.....W, 11-5
5/7	at Oklahoma	.....L, 1-3
5/7	at Oklahoma	.....L, 5-7
5/8	at Oklahoma	.....L, 9-13
5/10	Oklahoma	.....W, 7-6
5/11	Oklahoma	.....L, 0-4
5/14	Iowa State	.....L, 3-7
5/14	Iowa State	.....L, 0-2
5/15	Iowa State	.....W, 3-0
5/15	Iowa State	.....L, 5-9

**BIG EIGHT TOURNAMENT  
at Oklahoma City, Okla.**

5/19	Oklahoma	.....W, 3-2
5/20	Kansas	.....W, 6-5
5/21	Oklahoma State	.....L, 5-6
5/22	Oklahoma	.....L, 4-21

**1995**

**(35-23, 13-14 Big Eight)**

2/19	Nebraska-Kearney	.....W, 9-0
2/24	vs. New Mexico State	.....L, 4-8
2/24	vs. Southern Utah	.....W, 10-2
2/25	at San Diego State	.....W, 6-5
2/25	at San Diego State	.....L, 1-6
2/26	vs. Oklahoma State	.....W, 6-5
3/8	at Oklahoma	.....L, 2-3
3/8	at Oklahoma	.....L, 5-7
3/11	vs. Baylor	.....L, 0-1

3/12	George Washington	.....W, 7-1
3/13	vs. Notre Dame	.....L, 3-5
3/14	George Washington	.....W, 8-5
3/16	Nebraska-Omaha	.....W, 12-6
3/18	vs. Miami (Ohio)	.....W, 7-4
3/19	vs. New Mexico	.....W, 16-15
3/19	at New Mexico State	.....L, 7-15
3/20	vs. Washington	.....W, 35-15
3/21	at New Mexico State	.....W, 14-4
3/22	vs. Washington	.....L, 7-16
3/24	at Kansas State	.....W, 16-9
3/26	at Kansas State	.....W, 16-11
3/26	at Kansas State	.....L, 7-8
3/29	at Missouri	.....W, 9-2
3/29	at Missouri	.....L, 1-8
3/31	Missouri	.....W, 12-2
4/1	Missouri	.....L, 8-9
4/2	Missouri	.....W, 17-2
4/4	Kansas	.....W, 6-5
4/5	Kansas	.....W, 12-10
4/7	at Oklahoma State	.....L, 0-9
4/8	at Oklahoma State	.....L, 18-37
4/9	at Oklahoma State	.....W, 11-7
4/13	at Creighton	.....W, 19-4
4/13	Creighton	.....W, 12-6
4/14	Louisville	.....W, 22-10
4/15	Louisville	.....L, 3-9
4/15	Louisville	.....W, 14-10
4/16	Louisville	.....W, 11-2
4/17	Wyoming	.....W, 3-1
4/17	Wyoming	.....W, 4-0
4/19	at Iowa State	.....L, 6-7
4/19	at Iowa State	.....L, 6-12
4/21	Iowa State	.....L, 1-7
4/22	Iowa State	.....L, 4-13
4/23	Iowa State	.....W, 4-0
4/28	at Kansas	.....W, 7-2
4/29	at Kansas	.....W, 17-13
4/30	at Kansas	.....L, 4-11
5/6	Oklahoma State	.....W, 15-5
5/9	Hastings College	.....W, 15-5
5/10	Nebraska-Kearney	.....W, 11-1
5/10	Nebraska-Kearney	.....W, 20-1
5/13	Oklahoma	.....W, 9-8
5/14	Oklahoma	.....L, 9-11
5/15	Oklahoma	.....L, 10-12

**BIG EIGHT TOURNAMENT  
at Oklahoma City, Okla.**

5/18	Iowa State	.....L, 5-14
5/19	Kansas	.....W, 15-5
5/20	Oklahoma State	.....L, 7-8

**1996**

**(27-27-1, 8-17 Big Eight)**

2/2	at New Mexico State	.....W, 23-13
2/3	at New Mexico State	.....W, 15-6
2/3	at New Mexico State	.....L, 9-11
2/15	vs. Texas Tech	.....L, 3-7
2/16	vs. Arizona State	.....L, 2-14
2/17	vs. Northwestern	.....L, 10-13
2/18	vs. Northwestern	.....L, 9-13
2/23	at Oral Roberts	.....W, 7-3
2/24	at Oral Roberts	.....L, 5-10
2/25	at Oral Roberts	.....L, 16-17
3/1	at Oklahoma	.....L, 11-18
3/2	at Oklahoma	.....L, 5-10
3/3	at Oklahoma	.....L, 16-17
3/5	Wyoming	.....W, 4-1
3/5	Wyoming	.....L, 1-8
3/11	vs. Portland State	.....L, 4-6
3/13	vs. St. John's	.....W, 19-6
3/14	at Fresno State	.....L, 1-4
3/15	vs. Creighton	.....T, 6-6
3/16	vs. St. John's	.....W, 11-3
3/20	Iowa State	.....W, 8-0
3/20	Iowa State	.....W, 11-3
3/22	at Missouri	.....L, 6-11
3/23	at Missouri	.....L, 4-8
3/24	at Missouri	.....L, 8-10
3/27	Peru State	.....W, 11-7
3/27	Peru State	.....W, 13-1
3/29	Oklahoma State	.....L, 8-18
4/2	Oklahoma	.....L, 7-24

4/3	Oklahoma	.....W, 8-2
4/5	Oral Roberts	.....W, 9-5
4/6	Oral Roberts	.....W, 7-6
4/7	Oral Roberts	.....W, 10-9
4/9	at Kansas State	.....W, 5-2
4/10	at Kansas State	.....W, 13-6
4/12	Kansas State	.....L, 6-19
4/13	Kansas State	.....W, 14-4
4/16	at Kansas	.....L, 2-3
4/17	at Kansas	.....L, 8-9
4/20	Kansas	.....L, 7-10
4/20	Kansas	.....L, 4-14
4/21	Kansas	.....W, 11-7
4/24	Missouri	.....L, 2-8
4/24	Missouri	.....L, 10-14
4/25	Nebraska-Omaha	.....W, 22-5
4/25	Nebraska-Omaha	.....W, 20-10
5/5	Wayne State	.....W, 8-0
5/5	Wayne State	.....W, 8-1
5/6	Peru State	.....W, 7-1
5/6	Peru State	.....W, 12-3
5/7	Hastings College	.....W, 14-3
5/7	Hastings College	.....W, 18-3
5/11	at Iowa State	.....L, 7-14
5/11	at Iowa State	.....L, 3-6
5/12	at Iowa State	.....W, 8-5

**1997**

**(27-35, 7-23 Big 12)**

2/1	Wayne State	.....W, 6-5
2/18	Nebraska-Kearney	.....W, 6-1
2/18	Nebraska-Kearney	.....W, 8-6
2/20	vs. Northeastern Illinois	.....W, 10-5
2/21	vs. Creighton	.....W, 3-0
2/22	at Northern Iowa	.....L, 6-19
2/23	vs. Creighton	.....L, 3-6
2/25	vs. Kansas	.....L, 0-3
2/28	at Minnesota	.....L, 6-11
3/1	vs. UCLA	.....L, 9-12
3/2	vs. Washington	.....L, 7-10
3/5	at Kansas	.....L, 3-4
3/5	at Kansas	.....L, 6-11
3/8	Baylor	.....L, 6-7
3/8	Baylor	.....L, 4-13
3/9	Baylor	.....L, 3-12
3/11	at Kansas State	.....L, 9-19
3/11	at Kansas State	.....L, 3-11
3/15	Missouri	.....W, 12-3
3/16	Missouri	.....L, 7-13
3/16	Missouri	.....W, 10-6
3/18	Creighton	.....W, 13-3
3/19	Nebraska-Omaha	.....W, 13-6
3/19	Nebraska-Omaha	.....W, 11-2
3/20	South Dakota	.....W, 22-3
3/20	South Dakota	.....W, 21-6
3/21	South Dakota State	.....W, 3-0
3/24	vs. Wichita State	.....W, 11-9
3/25	vs. Cal State Northridge	.....W, 4-3
3/26	vs. New Mexico	.....L, 5-7
3/27	vs. Washington	.....L, 5-12
3/28	at Hawaii	.....L, 8-10
3/29	vs. Wichita State	.....L, 3-7
3/30	vs. New Mexico	.....W, 5-2
4/4	Kansas State	.....W, 8-7
4/5	Kansas State	.....L, 7-18
4/5	Kansas State	.....W, 12-5
4/11	at Texas A&M	.....L, 5-7
4/12	at Texas A&M	.....L, 2-5
4/13	at Texas A&M	.....L, 0-3
4/15	Hastings College	.....W, 4-0
4/15	Hastings College	.....W, 24-0
4/16	Peru State	.....W, 15-8
4/16	Peru State	.....W, 14-2
4/18	at Oklahoma	.....L, 3-11
4/19	at Oklahoma	.....L, 8-11
4/20	at Oklahoma	.....L, 9-11
4/22	at Texas Tech	.....L, 3-9
4/23	at Texas Tech	.....L, 6-13
4/23	at Texas Tech	.....L, 6-8
4/25	Oklahoma State	.....W, 4-2
4/26	Oklahoma State	.....L, 2-8
4/27	Oklahoma State	.....L, 7-14
4/29	at Creighton	.....W, 4-1
4/30	Nebraska-Omaha	.....L, 13-17

4/30	Nebraska-Omaha	.....W, 21-5
5/2	Texas	.....L, 3-4
5/3	Texas	.....L, 3-4
5/4	Texas	.....W, 25-15
5/10	at Iowa State	.....L, 2-7
5/10	at Iowa State	.....W, 17-3
5/11	at Iowa State	.....L, 13-22

**1998**

**(24-20, 10-13 Big 12)**

2/15	at Minnesota	.....L, 3-6
2/16	at Minnesota (DH)	.....L, 4-11
2/16	at Minnesota (DH)	.....L, 4-6
2/21	UW-Milwaukee (DH)	.....W, 7-3
2/21	UW-Milwaukee (DH)	.....W, 9-2
2/22	UW-Milwaukee	.....W, 6-2
2/26	vs. E. Kentucky	.....L, 4-7
2/26	vs. Cincinnati	.....W, 12-7
2/27	at Louisville	.....W, 1-0
2/28	vs. Toledo	.....W, 14-2
2/28	at Louisville	.....L, 2-4
3/1	vs. Toledo	.....W, 11-0
3/7	at Baylor	.....L, 3-9
3/23	vs. Lewis-Clark	.....L, 3-9
3/24	vs. Wright State	.....W, 3-2
3/25	vs. Cal Poly SLO	.....W, 7-3
3/26	vs. Hawaii-Hilo	.....W, 6-2
3/27	at Hawaii	.....L, 3-11
3/28	vs. Lewis-Clark	.....W, 9-6
3/29	at Hawaii	.....W, 2-1
4/1	at Missouri (DH)	.....L, 9-21
4/1	at Missouri (DH)	.....L, 8-12
4/4	at Kansas State (DH)	.....L, 5-6
4/4	at Kansas State (DH)	.....W, 4-3
4/5	at Kansas State	.....L, 9-11
4/10	Texas A&M	.....W, 4-3
4/11	Texas A&M (DH)	.....L, 5-13
4/11	Texas A&M (DH)	.....L, 4-9
4/15	Dana College (DH)	.....W, 16-2
4/15	Dana College (DH)	.....W, 15-4
4/17	Oklahoma	.....W, 13-2
4/18	Oklahoma	.....W, 9-6
4/19	Oklahoma	.....W, 13-12
4/21	Texas Tech (DH)	.....L, 5-6
4/21	Texas Tech (DH)	.....W, 2-1
4/22	Texas Tech	.....W, 8-3
4/24	at Oklahoma State	.....L, 0-12
4/25	at Oklahoma State	.....L, 11-13
5/1	at Texas	.....L, 4-7
5/2	at Texas	.....W, 9-4
5/3	at Texas	.....L, 0-8
5/9	Iowa State	.....L, 4-5
5/10	Iowa State	.....W, 13-8
5/11	Iowa State	.....W, 15-8

**1999**

**(42-18, 16-9 Big 12)**

**Big 12 Tournament Champions  
NCAA Tournament**

2/5	vs. New Mexico State	.....W, 9-6
2/6	vs. Oregon State	.....L, 3-4
2/7	vs. San Diego State	.....L, 11-12
2/12	at Louisiana Tech (DH)	.....W, 16-3
2/12	at Louisiana Tech (DH)	.....W, 14-8
2/13	vs. Lamar	.....L, 8-17
2/14	vs. Lamar	.....L, 7-8
2/19	vs. Nicholls State	.....W, 10-2
2/20	at Rice	.....L, 3-5
2/21	vs. Jacksonville State	.....W, 15-3
2/27	UW-Milwaukee	.....W, 8-7
2/28	UW-Milwaukee (DH)	.....W, 13-4
2/28	UW-Milwaukee (DH)	.....W, 10-5
3/5	at Oklahoma	.....W, 5-4
3/6	at Oklahoma	.....L, 10-12
3/7	at Oklahoma	.....W, 12-3
3/16	Chicago State	.....W, 15-3
3/16	Chicago State	.....W, 50-3
3/17	Chicago State	.....W, 11-7
3/19	at Kansas	.....W, 13-4
3/20	at Kansas	.....W, 18-6
3/21	at Kansas	.....W, 13-8
3/24	Nebraska-Omaha	.....W, 15-2
3/26	Texas	.....W, 11-4
3/27	Texas	.....W, 9-8

3/28 Texas ..... W, 12-8  
 4/2 at Texas A&M ..... L, 4-14  
 4/3 at Texas A&M (DH) ..... L, 5-16  
 4/3 at Texas A&M (DH) ..... L, 2-3  
 4/7 Creighton ..... W, 5-4  
 4/9 Oklahoma State ..... L, 2-10  
 4/10 Oklahoma State ..... W, 15-7  
 4/11 Oklahoma State ..... W, 6-2  
 4/13 Nebraska-Omaha ..... W, 8-3  
 4/13 Nebraska-Kearney ..... W, 15-3  
 4/17 at Iowa State ..... W, 9-7  
 4/18 at Iowa State (DH) ..... L, 5-6  
 4/18 at Iowa State (DH) ..... W, 9-6  
 4/20 Western Illinois (DH) ..... W, 10-4  
 4/20 Western Illinois (DH) ..... W, 14-1  
 4/23 Missouri ..... W, 8-7  
 4/24 Missouri ..... L, 1-7  
 4/25 Missouri ..... L, 7-9  
 4/27 Creighton ..... L, 12-14  
 4/30 at Texas Tech ..... L, 2-10  
 5/8 Southern Illinois (DH) ..... W, 10-4  
 5/8 Southern Illinois (DH) ..... W, 4-3  
 5/9 Southern Illinois ..... L, 3-5  
 5/11 Northern Iowa ..... W, 10-7  
 5/12 at Creighton ..... W, 10-9  
 5/14 Kansas State ..... W, 5-4  
 5/15 Kansas State ..... W, 12-4  
 5/16 Kansas State ..... W, 21-16

**BIG 12 TOURNAMENT  
at Oklahoma City, Okla.**

5/19 vs. Oklahoma State ..... W, 5-0  
 5/20 vs. Oklahoma ..... W, 14-7  
 5/22 vs. Texas A&M ..... W, 8-7  
 5/23 vs. Baylor ..... W, 4-3

**NCAA COLUMBUS REGIONAL**

5/28 vs. Mississippi State ..... L, 14-18  
 5/29 vs. Bowling Green ..... W, 10-5  
 5/29 vs. Mississippi State ..... L, 7-13

**2000  
(51-17, 21-9 Big 12)**

**Big 12 Tournament Champions  
NCAA Tournament**

2/11 vs. Northwestern State ..... L, 6-8  
 2/12 at Rice ..... L, 1-2  
 2/13 vs. Arkansas State ..... W, 10-6  
 2/18 vs. Texas-Arlington ..... W, 3-1  
 2/19 vs. Washington State ..... W, 12-4  
 2/20 vs. Arkansas ..... W, 13-2  
 2/25 at UT-San Antonio ..... L, 3-4  
 2/26 at UT-San Antonio ..... W, 10-1  
 2/27 at UT-San Antonio ..... W, 3-2  
 3/3 at Oklahoma State ..... W, 13-10  
 3/4 at Oklahoma State ..... L, 2-4  
 3/5 at Oklahoma State ..... L, 2-8  
 3/7 Nebraska-Omaha ..... W, 18-2  
 3/10 at Kansas State ..... L, 3-4  
 3/11 at Kansas State ..... W, 16-0  
 3/12 at Kansas State ..... W, 12-4  
 3/14 at Arkansas ..... W, 10-4  
 3/15 at Arkansas ..... W, 10-3  
 3/17 Oklahoma ..... W, 10-1  
 3/18 Oklahoma ..... W, 12-0  
 3/19 Oklahoma ..... L, 3-4  
 3/21 at Creighton ..... W, 9-5  
 3/24 Texas Tech ..... W, 11-0  
 3/25 Texas Tech (DH) ..... W, 7-6  
 3/25 Texas Tech (DH) ..... L, 5-7  
 3/28 North Dakota State ..... W, 12-2  
 3/31 at Baylor ..... L, 2-4  
 4/1 at Baylor ..... L, 2-3  
 4/2 at Baylor ..... L, 6-7  
 4/4 NW Missouri State ..... W, 18-6  
 4/7 Kansas ..... W, 9-3  
 4/8 Kansas ..... W, 14-2  
 4/9 Kansas ..... W, 18-11  
 4/11 Creighton ..... W, 6-3  
 4/14 at Missouri ..... W, 7-2  
 4/15 at Missouri ..... W, 15-8  
 4/16 at Missouri ..... W, 9-5  
 4/18 Western Illinois ..... W, 16-5  
 4/19 Western Illinois ..... W, 19-6

4/21 Texas A&M ..... W, 16-2  
 4/22 Texas A&M (DH) ..... W, 11-3  
 4/22 Texas A&M (DH) ..... W, 10-3  
 4/24 UW-Milwaukee (DH) ..... W, 11-0  
 4/24 UW-Milwaukee (DH) ..... W, 8-5  
 4/25 UW-Milwaukee ..... L, 7-9  
 4/28 Iowa State ..... W, 5-0  
 4/29 Iowa State ..... W, 14-13  
 4/30 Iowa State ..... W, 12-0  
 5/6 at Texas ..... W, 4-0  
 5/7 at Texas ..... L, 6-8  
 5/8 at Texas ..... W, 2-0  
 5/9 Northern Iowa ..... W, 9-7  
 5/10 at Creighton ..... W, 10-2  
 5/12 Fresno State ..... W, 3-2  
 5/13 Fresno State ..... L, 1-6  
 5/14 Fresno State ..... W, 8-0

**BIG 12 TOURNAMENT  
at Oklahoma City, Okla.**

5/17 vs. Missouri ..... L, 10-12  
 5/18 vs. Oklahoma State ..... W, 7-5  
 5/19 vs. Missouri ..... W, 4-3  
 5/20 vs. Oklahoma ..... W, 3-1  
 5/20 vs. Oklahoma ..... W, 6-1  
 5/21 vs. Baylor ..... W, 11-3

**NCAA MINNEAPOLIS REGIONAL**

5/26 vs. Butler ..... W, 2-1  
 5/28 at Minnesota ..... W, 4-1  
 5/29 vs. Wichita State ..... W, 8-1

**NCAA STANFORD SUPER REGIONAL**

6/2 at Stanford ..... W, 7-3  
 6/3 at Stanford ..... L, 1-7  
 6/4 at Stanford ..... L, 3-5

**2001**

**(50-16, 20-8 Big 12)**

**Big 12 Regular Season Champs  
Big 12 Tournament Champions  
College World Series**

2/9 at Rice ..... L, 2-16  
 2/10 vs. Lamar ..... W, 10-4  
 2/11 vs. Georgia Tech ..... L, 8-15  
 2/16 at New Mexico ..... W, 15-7  
 2/17 vs. Utah ..... L, 6-7  
 2/18 vs. UNLV ..... W, 14-0  
 2/23 vs. Ohio State ..... W, 10-5  
 2/24 at Louisiana-Lafayette ..... W, 6-3  
 2/25 vs. Wichita State ..... W, 8-7  
 3/2 at Texas Tech ..... W, 3-2  
 3/3 at Texas Tech ..... W, 8-7  
 3/4 at Texas Tech ..... W, 10-8  
 3/6 at Southern Utah (DH) ..... W, 18-6  
 3/6 at Southern Utah (DH) ..... W, 12-9  
 3/9 Kansas State ..... W, 9-6  
 3/13 at Louisiana Tech ..... W, 13-2  
 3/15 at Northwestern State ..... W, 13-1  
 3/16 at Centenary (DH) ..... W, 17-4  
 3/16 at Centenary (DH) ..... L, 8-9  
 3/17 at Centenary ..... W, 12-1  
 3/20 at Wichita State ..... L, 5-6  
 3/24 Missouri (DH) ..... W, 14-4  
 3/24 Missouri (DH) ..... L, 2-6  
 3/25 Missouri ..... L, 2-3  
 3/28 UW-Milwaukee (DH) ..... W, 16-2  
 3/28 UW-Milwaukee (DH) ..... W, 16-10  
 3/30 at Oklahoma ..... W, 7-1  
 3/31 at Oklahoma ..... W, 10-5  
 4/1 at Oklahoma ..... W, 14-4  
 4/4 Creighton ..... W, 14-9  
 4/7 Texas (DH) ..... W, 10-8  
 4/7 Texas (DH) ..... W, 5-4  
 4/8 Texas ..... L, 1-2  
 4/10 Southern Utah (DH) ..... W, 13-3  
 4/10 Southern Utah (DH) ..... W, 5-2  
 4/13 Baylor ..... W, 6-2  
 4/14 Baylor ..... W, 6-4  
 4/15 Baylor ..... W, 10-4  
 4/17 Texas-San Antonio ..... W, 17-0  
 4/18 Texas-San Antonio ..... W, 16-6  
 4/20 at Kansas ..... W, 9-0  
 4/21 at Kansas ..... W, 5-2

4/22 at Kansas ..... L, 3-12  
 4/24 Creighton ..... L, 8-11  
 4/27 at Texas A&M ..... W, 6-4  
 4/28 at Texas A&M ..... L, 8-11  
 4/29 at Texas A&M ..... L, 4-5  
 5/5 Oklahoma State (DH) ..... W, 9-7  
 5/5 Oklahoma State (DH) ..... W, 10-8  
 5/6 Oklahoma State ..... W, 20-2  
 5/8 Northern Iowa ..... W, 15-6  
 5/9 at Creighton ..... W, 8-4  
 5/11 at Iowa State ..... W, 16-8  
 5/12 at Iowa State ..... L, 5-8  
 5/13 at Iowa State ..... L, 1-5

**BIG 12 TOURNAMENT  
at Oklahoma City, Okla.**

5/16 vs. Iowa State ..... W, 5-2  
 5/17 vs. Oklahoma State ..... W, 7-1  
 5/19 vs. Oklahoma State ..... W, 10-5  
 5/20 vs. Texas A&M ..... W, 7-4

**NCAA LINCOLN REGIONAL**

5/25 Northern Iowa ..... W, 16-6  
 5/26 Rutgers ..... W, 5-4  
 5/27 Rutgers ..... W, 14-10

**NCAA LINCOLN SUPER REGIONAL**

6/1 Rice ..... W, 7-0  
 6/2 Rice ..... W, 9-6

**COLLEGE WORLD SERIES**

6/8 vs. Cal State Fullerton ..... L, 4-5  
 6/10 vs. Tulane ..... L, 5-6

**2002**

**(47-21, 16-11 Big 12)  
College World Series**

2/15 vs. New Mexico ..... W, 3-2 (13)  
 2/16 at Rice ..... L, 7-8  
 2/17 vs. Wake Forest ..... L, 8-9  
 2/22 at McNeese State ..... W, 9-4  
 2/23 vs. Louisiana-Monroe ..... W, 4-1  
 2/24 vs. Southern Miss ..... L, 5-6  
 2/29 at Fresno State ..... W, 7-1  
 3/1 at Fresno State ..... W, 9-0  
 3/2 at Fresno State ..... W, 10-6  
 3/5 Nebraska-Kearney ..... W, 23-1  
 3/8 at Baylor ..... W, 15-4  
 3/9 at Baylor ..... L, 1-2  
 3/10 at Baylor ..... L, 6-9  
 3/15 Texas A&M ..... W, 6-4  
 3/16 Texas A&M ..... W, 3-0  
 3/17 Texas A&M ..... W, 10-0 (8)  
 3/19 at Minnesota ..... W, 19-6  
 3/20 at Minnesota ..... L, 3-5  
 3/22 Texas Tech ..... W, 3-1  
 3/23 Texas Tech (DH) ..... W, 8-3  
 3/23 Texas Tech (DH) ..... L, 3-4  
 3/26 Western Illinois ..... W, 10-2  
 3/27 Western Illinois ..... W, 12-5  
 3/29 at Kansas State ..... L, 8-9  
 3/30 at Kansas State ..... W, 22-6  
 3/31 at Kansas State ..... L, 2-3  
 4/2 UW-Milwaukee ..... W, 10-1  
 4/3 UW-Milwaukee ..... W, 16-1  
 4/5 Oklahoma ..... L, 4-5  
 4/6 Oklahoma ..... W, 7-6  
 4/7 Oklahoma ..... W, 12-2 (7)  
 4/9 at Creighton ..... L, 3-8  
 4/10 Minnesota ..... W, 12-3  
 4/12 at Missouri ..... L, 6-9  
 4/13 at Missouri ..... W, 6-3  
 4/14 at Missouri ..... L, 12-16  
 4/16 Creighton ..... W, 6-5  
 4/19 at Oklahoma State ..... W, 5-2  
 4/20 at Oklahoma State ..... L, 4-8  
 4/21 at Oklahoma State ..... W, 10-3  
 4/23 UT-Pan American ..... W, 18-1  
 4/24 UT-Pan American ..... W, 10-2  
 4/26 Kansas ..... W, 4-0  
 4/28 Kansas (DH) ..... L, 3-14  
 4/28 Kansas (DH) ..... W, 9-1  
 4/30 Wichita State ..... L, 4-9  
 5/3 at Texas ..... W, 8-3

5/4 at Texas ..... L, 2-3  
 5/5 at Texas ..... W, 7-5  
 5/10 Cal Poly ..... W, 4-3  
 5/11 Cal Poly ..... W, 7-3  
 5/12 Cal Poly ..... W, 5-2  
 5/15 vs. Creighton ..... W, 9-1  
 5/17 Louisiana Tech ..... W, 12-2  
 5/18 Louisiana Tech ..... W, 7-1  
 5/19 Louisiana Tech ..... W, 5-1

**BIG 12 TOURNAMENT  
at Arlington, Texas**

5/22 vs. Baylor ..... W, 11-9  
 5/23 vs. Texas Tech ..... W, 12-8  
 5/25 vs. Kansas State ..... W, 8-7  
 5/23 vs. Texas ..... L, 6-9 (10)

**NCAA LINCOLN REGIONAL**

5/31 UW-Milwaukee ..... W, 7-2  
 6/1 Marist ..... W, 9-1  
 6/2 Southwest Missouri St. .... W, 14-3

**NCAA LINCOLN SUPER REGIONAL**

6/7 Richmond ..... W, 2-0  
 6/8 Richmond ..... L, 2-6  
 6/9 Richmond ..... W, 11-6

**COLLEGE WORLD SERIES**

6/14 vs. Clemson ..... L, 10-11  
 6/16 vs. South Carolina ..... L, 8-10

**2003**

**(47-18, 20-7 Big 12)**

**Big 12 Regular Season Champs  
NCAA Tournament**

2/14 vs. SW Texas State ..... W, 9-6  
 2/15 vs. UT-Pan American ..... W, 9-1  
 2/16 vs. California ..... L, 7-8  
 2/22 at Louisiana Tech (DH) ..... L, 5-6  
 2/22 at Louisiana Tech (DH) ..... W, 14-3  
 2/23 at Louisiana Tech ..... W, 13-8  
 2/28 vs. Notre Dame ..... W, 7-1  
 3/1 vs. Wake Forest ..... W, 6-0  
 3/2 at Minnesota ..... W, 15-2  
 3/7 UW-Milwaukee (DH) ..... W, 8-0  
 3/7 UW-Milwaukee (DH) ..... W, 9-6  
 3/11 Nebraska-Kearney ..... W, 12-2  
 3/14 at Texas A&M ..... W, 3-2  
 3/15 at Texas A&M ..... L, 1-5  
 3/16 at Texas A&M ..... L, 3-6  
 3/18 at Rice ..... L, 1-4  
 3/19 at Sam Houston State ..... L, 3-10  
 3/21 Kansas State ..... W, 12-3  
 3/22 Kansas State ..... W, 10-4  
 3/23 Kansas State ..... W, 11-9  
 3/25 Cal Poly ..... W, 8-3  
 3/26 Cal Poly ..... W, 6-0  
 3/28 at Oklahoma ..... W, 5-1  
 3/29 at Oklahoma ..... W, 8-6  
 3/30 at Oklahoma ..... W, 5-2  
 4/1 Western Illinois ..... W, 16-2  
 4/2 Western Illinois ..... W, 5-3  
 4/4 at Kansas ..... W, 16-7  
 4/5 at Kansas (DH) ..... L, 4-5  
 4/5 at Kansas (DH) ..... W, 13-0 (7)  
 4/8 at Wichita State ..... L, 5-7  
 4/11 Missouri ..... L, 3-4  
 4/12 Missouri ..... W, 11-9 (10)  
 4/13 Missouri ..... W, 7-6  
 4/15 McNeese State ..... W, 11-1  
 4/16 McNeese State ..... W, 8-5  
 4/18 Texas ..... W, 3-2  
 4/19 Texas ..... W, 6-4  
 4/20 Texas ..... L, 4-10  
 4/22 Creighton ..... W, 8-7  
 4/23 South Dakota ..... W, 9-1  
 4/25 at Texas Tech ..... L, 9-16  
 4/26 at Texas Tech ..... W, 6-3  
 4/27 at Texas Tech ..... W, 8-4  
 4/29 Creighton ..... W, 8-0  
 4/30 Minnesota ..... W, 9-2  
 5/2 Louisiana-Lafayette ..... L, 2-4  
 5/3 Louisiana-Lafayette ..... W, 6-2  
 5/4 Louisiana-Lafayette ..... L, 2-8

5/11 Oklahoma State (DH) ..... W, 8-7  
 5/11 Oklahoma State (DH) ..... W, 5-2  
 5/12 Oklahoma State ..... W, 9-1  
 5/13 vs. Creighton ..... W, 9-5  
 5/16 Baylor ..... W, 6-2  
 5/17 Baylor ..... L, 1-7  
 5/18 Baylor ..... W, 7-6

**BIG 12 TOURNAMENT  
 at Oklahoma City, Okla.**

5/21 vs. Kansas ..... W, 9-4  
 5/22 vs. Baylor ..... W, 9-5  
 5/22 vs. Baylor ..... L, 5-7 (14)  
 5/22 vs. Baylor ..... L, 2-6

**NCAA LINCOLN REGIONAL**

5/29 Eastern Michigan ..... W, 16-11  
 5/30 Southwest Missouri State ... L, 2-4  
 5/30 Eastern Michigan ..... W, 18-2  
 6/1 Southwest Missouri State ... W, 9-5  
 6/1 Southwest Missouri State ... L, 0-7

**2004**

**(36-23, 11-16 Big 12)**

2/20 vs. Northwestern ..... W, 19-3  
 2/21 at New Mexico ..... W, 12-8  
 2/22 vs. Kent State ..... W, 22-9  
 2/27 vs. Northwestern State ..... W, 8-4  
 2/28 at Rice ..... L, 2-4  
 2/29 vs. North Carolina ..... W, 10-4  
 3/5 vs. Florida State ..... L, 3-5  
 3/6 at Minnesota ..... L, 1-3  
 3/7 vs. West Virginia ..... W, 13-6  
 3/12 vs. San Diego ..... W, 5-4 (12)  
 3/13 vs. UCLA ..... L, 2-4  
 3/14 vs. San Diego State ..... W, 6-2  
 3/17 Western Illinois (DH) ..... W, 5-3  
 3/17 Western Illinois (DH) ..... W, 8-0  
 3/19 Boston College ..... W, 10-1  
 3/20 Boston College ..... W, 3-2 (10)  
 3/21 Boston College ..... W, 10-1  
 3/23 at Creighton ..... W, 7-3  
 3/26 Kansas ..... W, 3-2  
 3/28 Kansas (DH) ..... L, 9-12  
 3/28 Kansas (DH) ..... W, 13-3 (7)  
 3/30 UW-Milwaukee ..... W, 10-0  
 3/31 UW-Milwaukee ..... W, 9-0  
 4/2 at Kansas State ..... W, 8-0  
 4/3 at Kansas State ..... W, 4-0  
 4/4 at Kansas State ..... W, 9-5  
 4/5 New Mexico ..... W, 7-3  
 4/6 New Mexico ..... W, 14-7  
 4/9 Texas Tech ..... W, 3-1  
 4/10 Texas Tech ..... L, 7-10  
 4/11 Texas Tech ..... L, 3-10  
 4/13 Wichita State ..... W, 7-4  
 4/16 at Missouri ..... L, 2-3  
 4/17 at Missouri ..... L, 11-16  
 4/18 at Missouri ..... W, 11-10  
 4/20 Creighton ..... L, 4-6  
 4/23 at Texas ..... L, 2-8  
 4/24 at Texas ..... L, 2-4  
 4/25 at Texas ..... W, 4-3  
 4/27 Northern Colorado ..... W, 4-3  
 4/28 Northern Colorado ..... W, 13-7  
 4/30 Texas A&M ..... W, 4-1  
 5/1 Texas A&M ..... L, 2-4  
 5/2 Texas A&M ..... L, 6-7  
 5/8 at Oklahoma State ..... L, 4-7  
 5/9 at Oklahoma State ..... L, 2-6  
 5/10 at Oklahoma State ..... W, 9-1  
 5/11 Northern Iowa ..... W, 15-6  
 5/12 Northern Iowa ..... W, 5-2  
 5/14 at Baylor ..... L, 1-2  
 5/15 at Baylor ..... L, 2-3  
 5/16 at Baylor ..... L, 4-9  
 5/18 vs. Creighton ..... W, 12-1  
 5/21 Oklahoma ..... L, 4-6  
 5/22 Oklahoma ..... W, 1-0 (11)  
 5/23 Oklahoma ..... L, 1-2

**BIG 12 TOURNAMENT  
 at Arlington, Texas**

5/26 vs. Texas ..... W, 5-3

5/28 vs. Oklahoma State ..... L, 1-7  
 5/28 vs. Texas ..... L, 5-6

**2005**

**(57-15, 19-8 Big 12)  
 Big 12 Regular Season Champs  
 Big 12 Tournament Champions  
 College World Series**

2/17 at Hawaii-Hilo ..... W, 12-4  
 2/18 at Hawaii-Hilo (DH) ..... W, 2-1  
 2/18 at Hawaii-Hilo (DH) ..... W, 5-1  
 2/19 at Hawaii-Hilo ..... W, 6-3  
 2/20 at Hawaii-Hilo ..... W, 8-1  
 2/25 vs. New Mexico ..... W, 12-0  
 2/27 at Rice ..... W, 6-3  
 3/4 vs. Rice ..... W, 4-3  
 3/5 vs. Texas State ..... L, 1-2  
 3/6 vs. USC ..... L, 4-5  
 3/11 South Dakota State ..... W, 7-2  
 3/12 South Dakota State (DH) ..... W, 15-7  
 3/12 South Dakota State (DH) ..... W, 15-3  
 3/13 South Dakota State ..... W, 17-4  
 3/15 Northern Colorado ..... W, 15-4  
 3/16 Northern Colorado ..... W, 5-2  
 3/17 Northern Colorado ..... W, 10-2  
 3/18 Seton Hall ..... W, 6-2  
 3/19 Seton Hall ..... W, 11-2  
 3/20 Seton Hall ..... W, 10-3  
 3/23 Western Illinois ..... W, 6-3  
 3/26 at Kansas (DH) ..... L, 6-7  
 3/26 at Kansas (DH) ..... W, 9-3  
 3/27 at Kansas ..... W, 9-4  
 3/29 Creighton ..... W, 10-2  
 4/1 Oklahoma State ..... W, 8-4  
 4/2 Oklahoma State ..... W, 6-0  
 4/3 Oklahoma State ..... W, 10-0  
 4/5 vs. Creighton ..... L, 3-4  
 4/6 Iowa ..... W, 6-1  
 4/8 Texas ..... W, 4-3 (16)  
 4/9 Texas ..... L, 4-11  
 4/10 Texas ..... L, 5-6 (8)  
 4/13 North Dakota State ..... W, 12-1  
 4/13 North Dakota State ..... W, 10-0  
 4/15 at Texas A&M ..... W, 2-1  
 4/16 at Texas A&M ..... L, 4-5  
 4/17 at Texas A&M ..... W, 6-4  
 4/20 vs. Northern Iowa ..... W, 7-4  
 4/22 Baylor ..... W, 8-4  
 4/23 Baylor ..... L, 1-4  
 4/24 Baylor ..... W, 4-3  
 4/27 at Wichita State ..... W, 4-2  
 4/28 at Oklahoma ..... L, 1-5  
 4/29 at Oklahoma ..... W, 8-1  
 4/30 at Oklahoma ..... W, 7-1  
 5/6 Missouri ..... L, 1-2  
 5/7 Missouri ..... W, 7-5  
 5/8 Missouri ..... W, 6-5  
 5/10 vs. Creighton ..... L, 3-5  
 5/13 at Texas Tech ..... W, 9-4  
 5/14 at Texas Tech ..... W, 6-1  
 5/15 at Texas Tech ..... L, 6-7  
 5/17 Northern Illinois ..... W, 10-2  
 5/18 Northern Illinois ..... W, 3-2  
 5/20 Kansas State ..... W, 5-4  
 5/21 Kansas State ..... W, 10-6  
 5/22 Kansas State ..... W, 3-1

**BIG 12 TOURNAMENT  
 at Oklahoma City, Okla.**

5/25 vs. Texas Tech ..... L, 2-5  
 5/26 vs. Oklahoma ..... W, 6-3  
 5/27 vs. Texas Tech ..... W, 2-1  
 5/28 vs. Missouri ..... W, 5-4  
 5/28 vs. Missouri ..... W, 17-9  
 5/29 vs. Baylor ..... W, 1-0

**NCAA LINCOLN REGIONAL**

6/3 Illinois-Chicago ..... W, 8-6  
 6/4 Creighton ..... W, 10-8  
 6/5 Creighton ..... W, 10-2

**NCAA LINCOLN SUPER REGIONAL**

6/10 Miami ..... W, 3-1  
 6/11 Miami ..... W, 6-3

6/17 vs. Arizona State ..... W, 5-3  
 6/19 vs. Florida ..... L, 4-7  
 6/21 vs. Arizona State ..... L, 7-8 (11)

**COLLEGE WORLD SERIES**

6/17 vs. Arizona State ..... W, 5-3  
 6/19 vs. Florida ..... L, 4-7  
 6/21 vs. Arizona State ..... L, 7-8 (11)

**2006**

**(42-17, 17-10 Big 12)  
 NCAA Tournament**

2/16 at Charleston Southern ... W, 11-1  
 2/17 vs. NC State ..... W, 4-3  
 2/18 at The Citadel ..... L, 5-8  
 2/19 vs. Richmond ..... W, 5-4 (12)  
 2/24 vs. Texas State ..... W, 10-3  
 2/25 at Rice ..... L, 2-3  
 2/26 vs. St. John's ..... W, 12-4  
 3/3 vs. Notre Dame ..... W, 11-1  
 3/4 vs. Arizona ..... W, 3-1  
 3/5 at Minnesota ..... W, 4-1  
 3/10 Alabama ..... W, 2-1 (11)  
 3/11 Alabama ..... W, 5-1  
 3/12 Alabama ..... W, 6-2  
 3/14 Illinois State ..... W, 10-7  
 3/15 Illinois State ..... W, 12-6  
 3/17 South Dakota St. (DH) W, 10-0 (7)  
 3/17 South Dakota St. (DH) .. W, 3-0 (7)  
 3/25 Kansas (DH) ..... W, 9-2  
 3/25 Kansas (DH) ..... W, 4-1  
 3/26 Kansas ..... L, 6-7  
 3/28 Northern Colorado ..... L, 2-5  
 3/29 Northern Colorado ..... W, 9-1  
 3/31 at Kansas State ..... L, 5-11  
 4/1 at Kansas State ..... W, 5-4  
 4/2 at Kansas State ..... W, 12-2 (8)  
 4/4 at Creighton ..... W, 6-4  
 4/7 at Missouri ..... W, 6-3  
 4/8 at Missouri ..... W, 5-2 (13)  
 4/9 at Missouri ..... W, 13-7  
 4/11 at Iowa ..... W, 16-14 (13)  
 4/13 Texas A&M ..... W, 5-4  
 4/14 Texas A&M ..... W, 4-3  
 4/15 Texas A&M ..... W, 6-0  
 4/18 Creighton ..... W, 4-2  
 4/19 Nebraska-Kearney ..... W, 15-2  
 4/21 at Texas ..... L, 2-6  
 4/22 at Texas ..... W, 7-5  
 4/23 at Texas ..... W, 6-0  
 4/25 Wichita State ..... W, 11-0  
 4/29 Texas Tech (DH) ..... W, 4-3 (11)  
 4/29 Texas Tech (DH) ..... W, 14-4 (7)  
 4/30 Texas Tech ..... W, 14-4 (8)  
 5/6 at Oklahoma State ..... L, 4-5  
 5/7 at Oklahoma State ..... L, 6-7  
 5/8 at Oklahoma State ..... W, 10-6  
 5/10 Northern Iowa ..... L, 1-5  
 5/12 at Baylor ..... L, 5-6  
 5/13 at Baylor ..... L, 1-4  
 5/14 at Baylor ..... L, 2-12 (7)  
 5/16 at Creighton ..... W, 4-1  
 5/19 Oklahoma ..... L, 2-3  
 5/20 Oklahoma ..... W, 10-4  
 5/21 Oklahoma ..... L, 2-6

**BIG 12 TOURNAMENT  
 at Oklahoma City, Okla.**

5/24 vs. Baylor ..... W, 3-2  
 5/25 vs. Texas Tech ..... W, 6-4  
 5/27 vs. Texas ..... W, 6-5  
 5/28 vs. Kansas ..... L, 7-9

**NCAA LINCOLN REGIONAL**

6/2 Manhattan ..... L, 1-4  
 6/3 San Francisco ..... L, 1-5

**2007**

**(32-27, 14-13 Big 12)  
 NCAA Tournament**

2/16 vs. New Mexico (DH) ..... W, 6-2  
 2/16 vs. New Mexico (DH) ..... L, 2-6  
 2/17 at Texas-Arlington ..... W, 5-4  
 2/18 vs. Illinois State ..... W, 7-3  
 2/23 vs. TAMU-Corpus Christi ... W, 9-1  
 2/24 at Rice ..... L, 5-9  
 2/25 vs. Florida Atlantic ..... W, 8-7  
 3/4 vs. Iowa ..... L, 8-12 (8)

3/4 vs. Notre Dame ..... L, 6-16 (7)  
 3/5 at Stetson ..... W, 6-2  
 3/9 at Alabama ..... L, 0-8  
 3/10 at Alabama ..... W, 4-3  
 3/11 at Alabama ..... W, 6-5  
 3/13 Wayne State ..... W, 6-1  
 3/15 at Texas Tech ..... L, 6-7 (11)  
 3/16 at Texas Tech ..... W, 13-1  
 3/17 at Texas Tech ..... L, 8-9  
 3/20 Western Illinois ..... W, 3-2  
 3/21 Western Illinois ..... W, 8-0  
 3/23 Missouri ..... L, 1-5 (11)  
 3/24 Missouri ..... L, 3-4  
 3/25 Missouri ..... W, 16-1  
 3/27 Northern Colorado ..... W, 5-3  
 3/28 Northern Colorado ..... W, 4-1  
 3/30 at Texas A&M ..... W, 11-4  
 3/31 at Texas A&M ..... L, 5-8  
 4/1 at Texas A&M ..... L, 7-8  
 4/3 at Creighton ..... W, 12-10  
 4/6 Oklahoma State ..... W, 5-2  
 4/7 Oklahoma State ..... W, 9-2  
 4/8 Oklahoma State ..... L, 5-7  
 4/10 Iowa ..... W, 7-6  
 4/11 at Wichita State ..... L, 3-5  
 4/13 at Oklahoma ..... L, 0-3  
 4/14 at Oklahoma ..... W, 6-4  
 4/15 at Oklahoma ..... W, 12-5  
 4/17 Creighton ..... L, 1-2  
 4/20 Texas ..... W, 7-0  
 4/21 Texas ..... L, 4-8  
 4/22 Texas ..... L, 2-6  
 4/27 Kansas State ..... W, 4-3  
 4/28 Kansas State ..... W, 6-3  
 4/29 Kansas State ..... L, 2-8 (10)  
 5/4 Coastal Carolina ..... L, 3-8  
 5/5 Coastal Carolina ..... L, 4-5  
 5/11 Baylor ..... W, 2-9  
 5/12 Baylor ..... W, 10-4  
 5/13 Baylor ..... W, 6-4  
 5/15 vs. Creighton ..... L, 2-9  
 5/18 at Kansas ..... L, 5-10  
 5/19 at Kansas ..... W, 11-9  
 5/20 at Kansas ..... W, 4-2

**BIG 12 TOURNAMENT  
 at Oklahoma City, Okla.**

5/23 vs. Texas A&M ..... W, 5-3  
 5/24 vs. Kansas State ..... L, 1-5  
 5/26 vs. Texas ..... L, 4-5

**NCAA TEMPE REGIONAL**

6/1 vs. UC Riverside ..... L, 5-10  
 6/2 vs. Monmouth ..... W, 6-5  
 6/3 vs. UC Riverside ..... W, 11-1  
 6/3 at Arizona State ..... L, 7-19

**2008**

**(41-16-1, 17-9-1 Big 12)  
 NCAA Tournament**

2/22 at Stanford (DH) ..... L, 7-17  
 2/22 at Stanford (DH) ..... W, 9-2  
 2/23 at Stanford ..... L, 2-4  
 2/29 UC Riverside ..... W, 3-2  
 3/1 UC Riverside (DH) ..... W, 10-4  
 3/1 UC Riverside (DH) ..... W, 5-2  
 3/2 UC Riverside ..... W, 13-1 (7)  
 3/4 Nebraska-Kearney ..... W, 11-2  
 3/8 Northern Colorado ..... W, 12-2  
 3/9 Northern Colorado (DH) ... W, 3-2  
 3/9 Northern Colorado (DH) ... W, 8-5  
 3/10 Northern Colorado ..... W, 7-0  
 3/11 South Dakota State ..... W, 7-3  
 3/14 at Kansas State ..... W, 2-1  
 3/15 at Kansas State ..... W, 11-4  
 3/16 at Kansas State ..... W, 5-3 (10)  
 3/18 Arkansas ..... W, 6-1  
 3/19 Arkansas ..... L, 4-9  
 3/21 Oklahoma ..... W, 4-2  
 3/22 Oklahoma ..... W, 4-3  
 3/23 Oklahoma ..... T, 8-8 (10)  
 3/25 Northern Colorado ..... W, 10-0  
 3/26 Northern Colorado ..... W, 9-4  
 3/28 at Texas ..... W, 14-4

3/29 at Texas ..... W, 2-0  
 3/30 at Texas ..... L, 3-12  
 4/4 Texas Tech ..... W, 6-2  
 4/5 Texas Tech ..... W, 5-2  
 4/6 Texas Tech ..... W, 5-3  
 4/11 at Oklahoma State ..... L, 0-1  
 4/12 at Oklahoma State ..... L, 2-19  
 4/13 at Oklahoma State ..... W, 14-5  
 4/15 Wichita State ..... W, 3-0  
 4/18 Kansas ..... W, 7-6  
 4/19 Kansas ..... W, 8-6  
 4/20 Kansas ..... L, 3-6  
 4/22 Creighton ..... W, 4-3  
 4/23 at Creighton ..... W, 16-7  
 4/26 at Baylor (DH) ..... W, 6-4 (10)  
 4/26 at Baylor (DH) ..... W, 14-1 (7)  
 4/27 at Baylor ..... L, 3-8  
 4/29 Western Illinois ..... W, 6-4  
 4/30 Western Illinois ..... W, 6-1  
 5/3 UL-Lafayette (DH) ..... W, 4-3  
 5/3 UL-Lafayette (DH) ..... W, 4-3 (14)  
 5/9 Texas A&M ..... L, 3-6 (16)  
 5/11 Texas A&M (DH) ..... W, 9-8  
 5/11 Texas A&M (DH) ..... W, 13-10  
 5/13 vs. Creighton ..... W, 8-1  
 5/16 at Missouri ..... L, 1-8  
 5/17 at Missouri ..... L, 9-22  
 5/18 at Missouri ..... L, 3-7

**BIG 12 TOURNAMENT  
 at Oklahoma City, Okla.**

5/21 vs. Baylor ..... L, 4-10  
 5/23 vs. Kansas State ..... W, 5-2  
 5/24 vs. Oklahoma State ..... L, 5-11

**NCAA LINCOLN REGIONAL**

5/30 vs. Eastern Illinois ..... W, 13-10  
 5/31 vs. UC Irvine ..... L, 2-3  
 6/1 vs. Oral Roberts ..... L, 0-8

**2009  
 (25-28-1, 8-19 Big 12)**

2/20 at UL-Lafayette ..... W, 4-3 (15)  
 2/21 at UL-Lafayette (DH) ..... L, 1-2  
 2/21 at UL-Lafayette (DH) ..... W, 9-8  
 2/22 at UL-Lafayette ..... T, 5-5 (10)  
 2/25 North Dakota ..... W, 10-6  
 2/27 vs. Missouri State ..... W, 14-12  
 2/28 vs. St. Mary's ..... L, 5-7 (10)  
 2/28 at Sam Houston State ..... W, 8-1  
 3/1 vs. Missouri State ..... L, 2-3  
 3/4 South Dakota State ..... W, 11-2  
 3/6 Cal St. Northridge ..... W, 9-3  
 3/7 Cal St. Northridge (DH) ..... W, 11-5  
 3/7 Cal St. Northridge (DH) ..... W, 12-6  
 3/8 Cal St. Northridge ..... W, 8-2  
 3/14 at Texas Tech (DH) ..... L, 8-16  
 3/14 at Texas Tech (DH) ..... W, 10-1  
 3/15 at Texas Tech ..... L, 3-10  
 3/17 at Arkansas ..... L, 3-7  
 3/18 at Arkansas ..... W, 7-3  
 3/20 Oklahoma State ..... W, 11-4  
 3/21 Oklahoma State ..... W, 12-4  
 3/22 Oklahoma State ..... L, 3-6  
 3/24 Northern Colorado ..... W, 14-13  
 3/25 Northern Colorado ..... L, 7-10  
 3/29 at Oklahoma (DH) ..... L, 12-9  
 3/29 at Oklahoma (DH) ..... W, 11-9  
 3/30 at Oklahoma ..... L, 6-16 (8)  
 3/31 at Wichita State ..... L, 7-9  
 4/3 Kansas State (DH) ..... L, 1-15  
 4/3 Kansas State (DH) ..... L, 3-9  
 4/4 Kansas State ..... L, 3-5  
 4/7 Creighton ..... L, 0-15  
 4/10 Texas (DH) ..... L, 5-7  
 4/10 Texas (DH) ..... L, 7-11  
 4/11 Texas ..... L, 2-9  
 4/14 Iowa ..... W, 8-5  
 4/17 at Texas A&M ..... L, 2-8  
 4/18 at Texas A&M ..... L, 1-10  
 4/19 at Texas A&M ..... L, 1-10  
 4/21 at Creighton ..... W, 4-3 (12)  
 4/24 at Kansas ..... W, 11-4  
 4/26 at Kansas (DH) ..... L, 2-8

4/26 at Kansas (DH) ..... L, 4-9  
 4/28 New Mexico ..... W, 4-2  
 4/29 New Mexico ..... W, 9-5  
 5/1 Missouri ..... L, 4-8  
 5/2 Missouri ..... L, 3-6  
 5/3 Missouri ..... L, 9-12  
 5/8 Cal State Bakersfield ..... W, 9-6  
 5/9 Cal State Bakersfield ..... L, 8-10  
 5/10 Cal State Bakersfield ..... L, 7-8  
 5/15 Baylor ..... W, 10-4  
 5/16 Baylor ..... W, 5-0  
 5/17 Baylor ..... W, 9-4

**2010  
 (27-27, 10-17 Big 12)**

2/19 at Fresno State ..... L, 5-7  
 2/20 at Fresno State ..... L, 2-8  
 2/21 at Fresno State ..... L, 9-10 (11)  
 2/22 at Fresno State ..... W, 4-1  
 2/26 vs. TAMU-Corpus Christi ..... W, 21-9  
 2/27 at Rice ..... L, 3-4  
 2/28 vs. Elon ..... W, 5-3  
 3/5 at UCLA (DH) ..... L, 1-13  
 3/5 at UCLA (DH) ..... L, 3-5  
 3/6 at UCLA ..... L, 4-5  
 3/10 Nebraska-Kearney ..... W, 8-1  
 3/13 Houston Baptist (DH) ..... W, 10-2  
 3/13 Houston Baptist (DH) ..... W, 8-0  
 3/14 Houston Baptist ..... W, 13-4  
 3/16 South Dakota State ..... W, 12-6  
 3/19 at Texas ..... L, 5-6  
 3/20 at Texas ..... W, 5-3  
 3/21 at Texas ..... L, 3-13 (8)  
 3/23 Northern Colorado ..... W, 15-5  
 3/24 Northern Colorado ..... W, 15-2  
 3/26 Oklahoma ..... L, 2-10  
 3/27 Oklahoma ..... L, 1-4  
 3/28 Oklahoma ..... W, 10-0 (7)  
 3/30 North Dakota ..... W, 11-10  
 3/31 North Dakota ..... W, 10-4  
 4/2 at Oklahoma State ..... L, 2-8  
 4/3 at Oklahoma State ..... W, 9-2  
 4/4 at Oklahoma State ..... L, 9-11  
 4/6 Creighton ..... L, 5-13  
 4/9 at Kansas State ..... W, 5-3  
 4/10 at Kansas State ..... L, 5-13  
 4/11 at Kansas State ..... L, 3-8  
 4/13 Wichita State ..... W, 14-0  
 4/16 Kansas ..... W, 11-7  
 4/17 Kansas ..... L, 4-7  
 4/18 Kansas ..... L, 1-6  
 4/20 at Creighton ..... L, 5-8  
 4/23 at Baylor ..... L, 6-7  
 4/24 at Baylor ..... W, 6-2  
 4/25 at Baylor ..... L, 1-4  
 4/27 at Iowa ..... L, 2-5  
 4/30 Texas A&M ..... L, 1-6  
 5/1 Texas A&M ..... L, 5-10  
 5/2 Texas A&M ..... W, 1-0  
 5/7 Southeast Missouri State ..... W, 6-2  
 5/8 Southeast Missouri State ..... W, 20-6  
 5/9 Southeast Missouri State ..... W, 10-3  
 5/14 at Missouri ..... L, 0-2  
 5/15 at Missouri ..... L, 7-12  
 5/16 at Missouri ..... L, 5-6  
 5/18 vs. Creighton ..... W, 21-5  
 5/21 Texas Tech ..... W, 9-3  
 5/22 Texas Tech ..... W, 8-6  
 5/23 Texas Tech ..... W, 8-7

**2011  
 (30-25, 9-17 Big 12)**

2/18 at Texas State ..... L, 2-7  
 2/19 vs. Air Force ..... W, 8-1  
 2/19 vs. Washington ..... W, 10-3  
 2/20 vs. Missouri State ..... W, 16-4  
 2/25 vs. Northern Colorado ..... W, 12-8  
 2/26 vs. Northern Colorado ..... W, 3-0  
 2/26 at Sam Houston State ..... L, 1-7  
 2/27 at Sam Houston State ..... L, 9-10  
 3/2 Nebraska-Kearney ..... W, 13-1  
 3/4 UCLA ..... L, 0-1 (11)  
 3/5 UCLA ..... W, 2-1 (12)  
 3/6 UCLA ..... W, 5-4 (11)

3/11 Fresno State ..... L, 5-8  
 3/12 Fresno State ..... L, 0-1  
 3/13 Fresno State ..... W, 5-4  
 3/15 South Dakota State ..... W, 8-3  
 3/16 at Kansas State ..... L, 5-6  
 3/18 North Dakota ..... W, 10-1  
 3/19 North Dakota (DH) ..... W, 6-0  
 3/19 North Dakota (DH) ..... W, 10-4  
 3/20 North Dakota ..... W, 8-6  
 3/22 Northern Colorado ..... W, 5-4  
 3/23 Northern Colorado ..... W, 13-2  
 3/25 at Texas Tech ..... W, 15-5  
 3/26 at Texas Tech ..... L, 8-10  
 3/27 at Texas Tech ..... L, 0-3  
 3/30 Doane ..... W, 6-1  
 4/1 Oklahoma State ..... L, 7-12  
 4/2 Oklahoma State ..... L, 0-10  
 4/3 Oklahoma State ..... W, 6-4  
 4/5 Creighton ..... W, 8-5  
 4/8 at Kansas ..... L, 4-5  
 4/9 at Kansas ..... W, 4-2  
 4/10 at Kansas ..... L, 5-11  
 4/12 at Wichita State ..... W, 5-4  
 4/16 Kansas State ..... W, 3-2  
 4/17 Kansas State ..... L, 2-3  
 4/18 Kansas State ..... W, 5-4  
 4/19 at Creighton ..... W, 2-1  
 4/22 at Oklahoma ..... L, 2-9  
 4/23 at Oklahoma ..... L, 1-4  
 4/26 Iowa ..... W, 7-3  
 4/29 Baylor ..... L, 2-6  
 4/30 Baylor ..... W, 6-2  
 5/1 Baylor ..... L, 0-1  
 5/6 Texas ..... L, 3-5  
 5/7 Texas ..... L, 6-16  
 5/8 Texas ..... W, 6-3  
 5/10 at Creighton ..... L, 8-9  
 5/13 at Texas A&M ..... L, 3-7  
 5/14 at Texas A&M ..... L, 2-5  
 5/15 at Texas A&M ..... L, 1-5  
 5/19 Missouri ..... L, 5-10  
 5/21 Missouri (DH) ..... W, 8-5  
 5/21 Missouri (DH) ..... W, 4-3

**2012  
 (35-23, 14-10 Big Ten)**

2/17 vs. Gonzaga ..... L, 4-7  
 2/18 vs. Gonzaga ..... L, 8-10  
 2/19 vs. Gonzaga ..... L, 4-5  
 2/24 vs. Utah ..... W, 5-2  
 2/25 vs. Utah ..... W, 15-0  
 2/25 at TAMU-Corpus Christi ..... W, 7-1  
 2/26 vs. UNLV ..... W, 8-7  
 3/2 vs. West Virginia ..... L, 1-4  
 3/3 vs. New Mexico State ..... W, 6-4  
 3/4 at Minnesota ..... W, 10-3  
 3/6 Kansas State ..... W, 9-6  
 3/7 Nebraska-Kearney ..... W, 4-1  
 3/9 California ..... L, 8-11 (11)  
 3/10 California ..... W, 12-5  
 3/11 California ..... L, 0-4  
 3/12 California ..... W, 9-5  
 3/13 South Dakota State ..... W, 12-3  
 3/15 Louisiana Tech ..... W, 9-2  
 3/16 Louisiana Tech ..... W, 22-3  
 3/17 Louisiana Tech ..... W, 11-4  
 3/18 Louisiana Tech ..... L, 5-6  
 3/20 Northern Colorado ..... W, 12-3  
 3/21 Northern Colorado ..... L, 4-6  
 3/23 Illinois ..... L, 3-11  
 3/24 Illinois ..... W, 18-5  
 3/25 Illinois ..... W, 13-3  
 3/27 Kansas State ..... W, 6-3  
 3/30 at Northwestern ..... W, 7-4  
 3/31 at Northwestern ..... L, 4-8  
 4/1 at Northwestern ..... L, 1-6  
 4/3 at Kansas State ..... W, 6-0  
 4/6 Iowa ..... L, 3-4  
 4/7 Iowa ..... W, 9-4  
 4/8 Iowa ..... W, 9-8  
 4/10 Creighton ..... W, 5-3  
 4/13 at Ohio State ..... L, 2-10  
 4/15 at Ohio State (DH) ..... W, 5-4  
 4/15 at Ohio State (DH) ..... W, 17-9

4/20 Purdue ..... L, 5-8  
 4/21 Purdue ..... W, 8-3  
 4/22 Purdue ..... L, 3-8  
 4/24 at Creighton ..... W, 4-1  
 4/28 CSU Bakersfield (DH) ..... W, 3-2 (11)  
 4/28 CSU Bakersfield (DH) ..... L, 2-10  
 5/5 at Indiana ..... W, 13-2  
 5/6 at Indiana (DH) ..... L, 5-7  
 5/6 at Indiana (DH) ..... L, 6-9  
 5/8 at Creighton ..... L, 1-8  
 5/11 Minnesota ..... W, 4-3  
 5/12 Minnesota ..... W, 8-7  
 5/13 Minnesota ..... W, 6-5  
 5/15 Wichita State ..... L, 2-13  
 5/17 at Michigan ..... W, 15-2  
 5/18 at Michigan ..... L, 5-6  
 5/19 at Michigan ..... W, 7-3

**BIG TEN TOURNAMENT  
 at Columbus, Ohio**

5/23 vs. Michigan State ..... L, 9-10  
 5/24 vs. Penn State ..... W, 12-3  
 5/25 vs. Ohio State ..... L, 2-6

**2013  
 (29-30, 15-9 Big Ten)**

2/15 at CSU Bakersfield ..... L, 4-9  
 2/16 at Cal State Fullerton (DH) ..... L, 5-10  
 2/16 at Cal State Fullerton (DH) ..... L, 0-9  
 2/17 at USC ..... L, 3-4  
 2/22 at Texas ..... L, 2-8  
 2/23 at Texas ..... L, 3-4  
 2/24 at Texas ..... L, 0-2  
 3/2 New Mexico ..... W, 8-5  
 3/3 New Mexico ..... W, 3-0  
 3/6 Northern Colorado (DH) ..... W, 10-5  
 3/6 Northern Colorado (DH) ..... W, 5-1  
 3/8 at Louisiana Tech ..... L, 0-5  
 3/9 at Louisiana Tech (DH) ..... L, 1-2  
 3/9 at Louisiana Tech (DH) ..... W, 3-2  
 3/15 at UC Irvine ..... L, 1-2  
 3/16 at UC Irvine ..... W, 4-1  
 3/17 at UC Irvine ..... L, 0-2  
 3/19 at Cal State Fullerton ..... L, 7-8 (11)  
 3/20 at Cal State Fullerton ..... L, 4-10  
 3/22 at Illinois ..... W, 9-5  
 3/23 at Illinois (DH) ..... L, 7-8  
 3/23 at Illinois (DH) ..... W, 6-4  
 3/26 at Kansas State ..... L, 8-10  
 3/29 Northwestern ..... W, 10-9 (16)  
 3/30 Northwestern ..... W, 8-5  
 3/31 Northwestern ..... W, 8-6  
 4/2 at Kansas State ..... L, 1-9  
 4/5 at Iowa ..... W, 12-5  
 4/6 at Iowa ..... W, 12-8  
 4/7 at Iowa ..... W, 5-6  
 4/12 Ohio State ..... W, 11-2  
 4/13 Ohio State ..... L, 5-6 (11)  
 4/14 Ohio State ..... L, 4-7  
 4/16 Arkansas (DH) ..... W, 3-0  
 4/16 Arkansas (DH) ..... W, 4-2  
 4/20 at Purdue (DH) ..... W, 10-2  
 4/20 at Purdue (DH) ..... W, 10-4  
 4/21 at Purdue ..... W, 12-2  
 4/24 Kansas State ..... L, 10-13  
 4/26 at Creighton ..... L, 3-5  
 4/27 vs. Oklahoma St. (DH) ..... L, 3-5 (10)  
 4/27 vs. Oklahoma St. (DH) ..... L, 0-4  
 4/28 vs. Rutgers ..... W, 3-1  
 5/4 Indiana ..... L, 6-8  
 5/5 Indiana ..... W, 3-2  
 5/6 Indiana ..... L, 2-10  
 5/10 at Minnesota ..... W, 6-0  
 5/11 at Minnesota ..... L, 3-4  
 5/12 at Minnesota ..... W, 8-0  
 5/14 at Creighton ..... W, 12-9  
 5/16 Michigan ..... L, 5-7  
 5/17 Michigan ..... W, 9-6  
 5/18 Michigan ..... L, 9-19

**BIG TEN TOURNAMENT  
 at Minneapolis, Minn.**

5/22 vs. Michigan ..... W, 11-2  
 5/23 vs. Ohio State ..... L, 2-3

5/24 vs. Minnesota ..... W, 7-4  
 5/25 vs. Ohio State ..... W, 5-0  
 5/25 vs. Indiana ..... W, 7-6 (11)  
 5/26 vs. Indiana ..... L, 3-4

**2014  
 (41-21, 18-6 Big Ten)  
 NCAA Tournament**

2/14 vs. Pacific ..... W, 5-3  
 2/15 vs. Oregon State ..... L, 7-15  
 2/15 vs. Gonzaga ..... W, 7-4  
 2/16 vs. Gonzaga ..... L, 3-5  
 2/21 vs. Oregon State ..... W, 9-2  
 2/22 vs. Washington ..... W, 13-3  
 2/23 vs. Utah ..... L, 3-4  
 2/28 at The Citadel ..... L, 3-6  
 3/1 at The Citadel ..... L, 8-12  
 3/2 at The Citadel ..... W, 4-0  
 3/7 St. John's ..... W, 12-4  
 3/8 St. John's ..... W, 7-6  
 3/9 St. John's ..... W, 14-7  
 3/11 Northern Colorado ..... W, 10-2  
 3/12 Northern Colorado ..... L, 2-9  
 3/14 UC Irvine ..... L, 6-7  
 3/15 UC Irvine (DH) ..... W, 13-4  
 3/15 UC Irvine (DH) ..... W, 7-4  
 3/19 Creighton ..... W, 5-4 (10)  
 3/21 at Iowa ..... L, 1-2  
 3/22 at Iowa ..... W, 5-1  
 3/23 at Iowa ..... L, 4-8  
 3/25 at Wichita State ..... W, 7-3  
 3/26 at Kansas State ..... L, 6-12  
 3/28 UNLV ..... L, 2-5  
 3/29 UNLV ..... L, 4-5  
 3/30 UNLV ..... W, 5-3  
 4/1 at Arkansas ..... L, 3-4  
 4/2 at Arkansas ..... W, 6-4  
 4/4 Ohio State ..... W, 3-2  
 4/5 Ohio State ..... W, 4-3  
 4/6 Ohio State ..... W, 2-1  
 4/8 at Creighton ..... W, 4-2  
 4/9 Kansas State ..... L, 6-10  
 4/11 at Minnesota ..... W, 8-6  
 4/12 at Minnesota ..... W, 5-2  
 4/13 at Minnesota ..... W, 3-2 (10)  
 4/15 Kansas State ..... W, 14-5  
 4/16 Omaha ..... W, 17-6  
 4/18 Northwestern ..... L, 1-2 (12)  
 4/19 Northwestern (DH) ..... L, 2-3  
 4/20 Northwestern (DH) ..... W, 10-9  
 4/25 at Michigan ..... W, 6-4  
 4/26 at Michigan ..... W, 3-1  
 4/27 at Michigan ..... L, 5-7  
 4/30 at Omaha ..... W, 4-1  
 5/2 Penn State ..... W, 13-3  
 5/3 Penn State ..... W, 9-2  
 5/4 Penn State ..... W, 8-5  
 5/10 at Michigan State ..... W, 5-3  
 5/11 at Michigan State ..... W, 4-1  
 5/12 at Michigan State ..... W, 4-1 (7)  
 5/15 Illinois ..... W, 2-1  
 5/16 Illinois ..... L, 1-5  
 5/17 Illinois ..... W, 7-4 (10)

**BIG TEN TOURNAMENT  
 at Omaha, Neb.**

5/21 vs. Ohio State ..... W, 7-6  
 5/22 vs. Michigan State ..... W, 3-2  
 5/24 vs. Michigan ..... W, 6-1  
 5/25 vs. Indiana ..... L, 4-8

**NCAA STILLWATER REGIONAL**

5/30 vs. Cal State Fullerton ..... L, 1-5  
 5/31 vs. Binghamton ..... W, 8-6  
 6/1 vs. Cal State Fullerton ..... L, 3-4

**2015  
 (34-23, 9-14 Big Ten)**

2/13 at UNLV ..... W, 2-0  
 2/14 at UNLV ..... L, 3-5  
 2/15 at UNLV ..... L, 0-3  
 2/19 vs. BYU ..... W, 6-3  
 2/20 vs. BYU (DH) ..... L, 3-8  
 2/20 vs. BYU (DH) ..... W, 3-1 (11)

2/21 vs. BYU ..... W, 9-1  
 2/27 at Loyola Marymount ..... L, 1-4  
 2/28 at Loyola Marymount ..... W, 8-1  
 3/1 at Loyola Marymount ..... W, 5-1  
 3/6 vs. Texas A&M ..... L, 1-2  
 3/7 vs. Hawaii ..... W, 4-3  
 3/8 vs. LSU ..... L, 2-4  
 3/10 Northern Colorado ..... W, 9-3  
 3/11 Northern Colorado ..... W, 9-2  
 3/13 Florida Gulf Coast ..... W, 6-3  
 3/14 Florida Gulf Coast ..... W, 8-2  
 3/15 Florida Gulf Coast ..... W, 3-2  
 3/17 Indiana State ..... W, 4-3  
 3/18 Indiana State ..... W, 3-2  
 3/20 Michigan ..... W, 14-3  
 3/21 Michigan ..... W, 5-1  
 3/22 Michigan ..... W, 6-3  
 3/24 Cal State Fullerton ..... W, 7-2  
 3/25 Cal State Fullerton ..... L, 3-4  
 3/27 Texas ..... W, 3-1  
 3/28 Texas ..... W, 1-0 (15)  
 3/29 Texas ..... W, 6-2  
 3/31 Creighton ..... W, 5-1  
 4/1 at Omaha ..... W, 3-2 (10)  
 4/4 at Maryland (DH) ..... L, 3-8  
 4/4 at Maryland (DH) ..... L, 2-8  
 4/5 at Maryland ..... L, 5-6  
 4/7 at Kansas State ..... W, 5-4 (10)  
 4/10 Minnesota ..... L, 0-3  
 4/11 Minnesota ..... W, 7-4  
 4/12 Minnesota ..... W, 12-3  
 4/14 at Creighton ..... W, 7-6  
 4/15 Omaha ..... W, 8-6  
 4/17 Ohio State ..... W, 5-2  
 4/18 Ohio State ..... L, 1-2 (10)  
 4/19 Ohio State ..... L, 2-5 (10)  
 4/21 Kansas State ..... W, 10-4  
 4/25 at Iowa ..... L, 3-4  
 4/26 at Iowa (DH) ..... L, 2-3 (10)  
 4/26 at Iowa (DH) ..... L, 1-5  
 4/28 at Creighton ..... W, 7-6  
 5/1 at Northwestern ..... W, 4-2  
 5/2 at Northwestern ..... L, 0-5  
 5/3 at Northwestern ..... W, 11-0  
 5/9 Purdue ..... W, 9-6  
 5/10 Purdue ..... L, 1-2  
 5/11 Purdue ..... L, 6-9  
 5/14 at Illinois ..... L, 3-6  
 5/15 at Illinois ..... L, 9-10

**BIG TEN TOURNAMENT  
 at Minneapolis, Minn.**

5/20 vs. Illinois ..... L, 2-3  
 5/21 vs. Michigan State ..... L, 7-9

**2016  
 (37-22, 16-8 Big Ten)  
 NCAA Tournament**

2/19 at College of Charleston ..... W, 4-0  
 2/20 at College of Charleston ..... L, 5-13  
 2/21 at College of Charleston ..... L, 3-7  
 2/26 at San Diego ..... L, 5-17  
 2/27 vs. Arizona ..... L, 10-11 (10)  
 2/28 vs. Tulane ..... W, 11-5  
 3/4 at Long Beach St. ..... W, 9-2  
 3/5 at Long Beach St. (DH) ..... L, 0-1 (13)  
 3/5 at Long Beach St. (DH) ..... L, 1-3  
 3/8 Northern Colorado ..... W, 8-0  
 3/9 Northern Colorado ..... W, 7-1  
 3/11 Loyola Marymount (DH) ..... W, 6-4  
 3/11 Loyola Marymount (DH) ..... W, 7-0  
 3/12 Loyola Marymount ..... W, 3-0  
 3/13 Loyola Marymount ..... W, 5-4  
 3/18 Wichita State ..... L, 5-17  
 3/19 Wichita State ..... W, 4-0  
 3/20 Wichita State ..... W, 7-3  
 3/22 at Indiana State ..... W, 10-4  
 3/23 at Indiana State ..... W, 11-4  
 3/25 at Purdue ..... W, 9-5  
 3/26 at Purdue ..... W, 11-6  
 3/27 at Purdue ..... W, 9-8  
 3/29 Creighton ..... W, 8-2  
 4/1 Illinois ..... L, 4-6  
 4/2 Illinois ..... W, 9-8

4/3 Illinois ..... W, 9-7  
 4/5 Kansas State ..... L, 2-4  
 4/6 at Omaha ..... W, 11-6  
 4/8 Northwestern ..... W, 3-2  
 4/9 Northwestern ..... W, 8-7  
 4/10 Northwestern ..... L, 3-11  
 4/12 at Creighton ..... L, 3-4  
 4/15 at Michigan ..... L, 6-10  
 4/16 at Michigan ..... L, 2-7  
 4/17 at Michigan ..... L, 1-6  
 4/19 at Kansas State ..... W, 5-1 (11)  
 4/22 Nicholls State ..... W, 6-1  
 4/23 Nicholls State ..... L, 1-7  
 4/24 Nicholls State ..... W, 4-2  
 4/27 vs. Kansas ..... W, 3-1  
 4/29 at Rutgers ..... L, 2-3  
 4/30 at Rutgers (DH) ..... W, 8-1  
 4/30 at Rutgers (DH) ..... W, 8-4  
 5/7 at Michigan State ..... W, 6-3  
 5/8 at Michigan State ..... L, 2-4  
 5/9 at Michigan State ..... W, 7-4  
 5/11 Omaha ..... W, 8-2  
 5/13 Penn State ..... L, 4-7  
 5/14 Penn State ..... W, 6-0  
 5/15 Penn State ..... W, 8-1  
 5/17 at Creighton ..... W, 15-2  
 5/19 Indiana ..... W, 4-1  
 5/20 Indiana ..... W, 2-0  
 5/21 Indiana ..... W, 3-0

**BIG TEN TOURNAMENT  
 at Omaha, Neb.**

5/25 vs. Michigan State ..... L, 1-5  
 5/26 vs. Indiana ..... L, 2-6

**NCAA CLEMSON REGIONAL**

6/3 vs. Oklahoma State ..... L, 0-6  
 6/4 vs. Western Carolina ..... L, 1-4

**2017  
 (35-22-1, 16-7-1 Big Ten)  
 Big Ten Regular Season Champs  
 NCAA Tournament**

2/17 vs. UC Riverside (DH) ..... L, 3-4  
 2/17 vs. UC Riverside (DH) ..... W, 5-4  
 2/23 vs. Oregon State ..... L, 1-10  
 2/24 vs. Utah ..... L, 5-7  
 2/25 vs. Oregon State ..... L, 2-5  
 2/26 vs. Utah ..... W, 4-3  
 3/3 vs. Oklahoma State ..... L, 0-1  
 3/4 vs. Arkansas ..... L, 5-15  
 3/5 vs. Arizona ..... W, 1-0  
 3/7 Northern Colorado ..... W, 8-2  
 3/8 Northern Colorado ..... W, 12-2  
 3/10 Western Carolina ..... L, 2-5  
 3/11 Western Carolina ..... L, 2-8  
 3/12 Western Carolina ..... W, 10-0  
 3/17 College of Charleston ..... W, 10-1  
 3/18 College of Charleston ..... W, 6-1  
 3/19 College of Charleston ..... W, 6-2  
 3/21 at CSU Bakersfield ..... L, 6-8  
 3/23 at Cal Poly ..... W, 3-2  
 3/24 at Cal Poly ..... L, 2-3  
 3/25 at Cal Poly (DH) ..... W, 6-5  
 3/25 at Cal Poly (DH) ..... W, 6-4  
 3/28 Kansas State ..... W, 11-1  
 3/31 at Indiana ..... W, 7-3  
 4/1 at Indiana ..... W, 3-1  
 4/2 at Indiana ..... T, 1-1 (11)  
 4/4 Creighton ..... W, 14-6  
 4/5 at Omaha ..... W, 3-1  
 4/7 Maryland ..... W, 3-1  
 4/8 Maryland ..... L, 5-8  
 4/9 Maryland ..... W, 8-4  
 4/11 at Kansas State ..... W, 6-1  
 4/14 Iowa ..... L, 6-7 (10)  
 4/15 Iowa ..... L, 3-5  
 4/16 Iowa ..... W, 8-6  
 4/18 at Creighton ..... L, 2-5  
 4/21 at Minnesota ..... W, 5-3  
 4/22 at Minnesota ..... L, 3-5  
 4/23 at Minnesota ..... W, 9-4  
 4/25 Omaha ..... W, 13-2  
 4/28 at Ohio State ..... L, 7-9

4/29 at Ohio State ..... W, 3-1  
 4/30 at Ohio State ..... W, 11-9  
 5/5 Rutgers ..... W, 8-5  
 5/6 Rutgers ..... W, 9-3  
 5/7 Rutgers ..... W, 7-6  
 5/10 at Creighton ..... W, 4-0  
 5/12 Michigan State ..... L, 3-6  
 5/13 Michigan State ..... W, 5-2  
 5/14 Michigan State ..... W, 8-7  
 5/18 at Penn State ..... L, 7-8  
 5/19 at Penn State ..... W, 3-1  
 5/20 at Penn State ..... W, 21-3

**BIG TEN TOURNAMENT  
 at Bloomington, Ind.**

5/24 vs. Purdue ..... W, 15-9  
 5/26 vs. Iowa ..... L, 0-2  
 5/26 vs. Maryland ..... L, 5-8

**NCAA CORVALLIS REGIONAL**

6/2 vs. Yale ..... L, 1-5  
 6/3 vs. Holy Cross ..... L, 4-7

**2018  
 (24-28, 8-14 Big Ten)**

2/16 vs. UC Riverside ..... W, 8-3  
 2/17 vs. Washington State ..... W, 8-3  
 2/17 vs. UC Riverside ..... L, 1-8  
 2/18 vs. Washington State ..... W, 5-3  
 2/22 vs. Oregon State ..... L, 1-9  
 2/23 vs. Utah ..... W, 4-2 (10)  
 2/24 vs. Oregon State ..... L, 3-10  
 2/25 vs. Utah ..... W, 7-4  
 3/2 at Wichita State ..... L, 1-9  
 3/3 at Wichita State ..... L, 3-6  
 3/4 at Wichita State ..... W, 10-9 (10)  
 3/8 Cal Poly ..... L, 8-14  
 3/9 Cal Poly ..... W, 4-0  
 3/10 Cal Poly (DH 1) ..... W, 22-3  
 3/10 Cal Poly (DH 2) ..... W, 13-2  
 3/13 Northern Colorado ..... L, 3-6  
 3/14 Northern Colorado ..... W, 14-2  
 3/17 Northwestern State ..... L, 2-6  
 3/18 Northwestern State ..... W, 7-6  
 3/20 at Oral Roberts ..... L, 4-11  
 3/21 at Oral Roberts ..... W, 11-10  
 3/23 Minnesota ..... L, 1-5  
 3/24 Minnesota ..... W, 8-2  
 3/25 Minnesota ..... L, 0-2  
 3/27 at Creighton ..... L, 1-3  
 3/30 at Ohio State ..... W, 7-3  
 3/31 at Ohio State ..... L, 4-7  
 4/1 at Ohio State ..... L, 14-15  
 4/7 at Michigan State ..... L, 5-17  
 4/8 at Michigan State ..... L, 3-5  
 4/10 at Kansas State ..... W, 11-9  
 4/13 Iowa (DH 1) ..... L, 1-7  
 4/13 Iowa (DH 2) ..... W, 10-4  
 4/17 Kansas State ..... L, 3-4  
 4/18 Omaha ..... L, 7-8  
 4/20 at Rutgers ..... L, 2-4  
 4/21 at Rutgers ..... W, 12-4  
 4/22 at Rutgers ..... L, 4-8  
 4/24 Creighton ..... L, 9-12  
 4/26 Nevada ..... W, 9-5  
 4/27 Nevada ..... W, 9-6  
 4/28 Nevada ..... W, 12-5  
 5/4 Maryland ..... L, 7-15  
 5/5 Maryland ..... W, 17-8  
 5/6 Maryland ..... W, 5-2  
 5/8 at Creighton ..... L, 4-5  
 5/11 Indiana ..... W, 5-2  
 5/12 Indiana ..... L, 3-6  
 5/13 Indiana ..... L, 6-8  
 5/17 at Illinois ..... L, 2-5  
 5/18 at Illinois ..... L, 6-13  
 5/19 at Illinois ..... W, 11-8


Abilene Christian .....0-1	Florida Atlantic .....1-0	Missouri Wesleyan .....1-0	South Carolina .....0-1
Air Force Academy .....4-0	Florida Gulf Coast .....3-0	Monmouth .....1-1	South Dakota .....17-1
Alabama .....5-1	Florida State .....0-1	Morningside .....15-3	South Dakota State .....18-2
Arizona .....2-4	Fort Hays State .....9-1	Mount Marty .....2-0	Southeast Missouri State .....3-0
Arizona State .....3-6	Fort Riley .....0-2	Navy .....1-0	Southern California .....2-2
Arkansas .....11-10	Fresno State .....9-10	Nebraska City Argosies .....0-1	Southern Colorado .....0-1
Arkansas State .....1-0	Friends .....4-0	Nebraska Indians .....4-3	Southern Illinois .....3-1
Augustana (S.D.) .....10-0	George Washington .....2-0	Nebraska-Kearney .....47-1	Southern Methodist .....3-4
Austin College .....4-0	Georgia Tech .....0-1	Nebraska Wesleyan .....12-3	Southern Miss .....0-1
Baker University .....0-0-1	Gonzaga .....1-4	Nevada .....5-2	Southern Utah .....6-0
Baylor .....27-34-1	Grinnell .....5-2	New Mexico .....21-8	Southwest Minnesota .....1-0
Bellevue College .....3-0	Hardin-Simmons .....3-3	New Mexico State .....5-3	Stanford .....2-6
Beloit .....0-3	Haskell .....9-2	Nicholls State .....3-1	Stetson .....2-0
Benedictine .....4-0	Hastings College .....5-2	Nittaiieai (exh.) .....1-1	Still College .....1-0
Binghamton .....1-0	Hawaii .....8-15	North Carolina .....1-0	Tabor .....1-0
Bowling Green .....1-0	Hawaii-Hilo .....8-2	North Carolina State .....1-0	Tarkio College .....6-0
Boston College .....3-0	Hawaii-Pacific .....6-3	North Dakota .....7-0	Texas .....31-31
Bradley .....1-2	Highland Park .....3-5	North Dakota State .....5-0	Texas A&M .....22-28
Briar Cliff .....4-0	Holy Cross .....0-1	North Texas State .....2-0	Texas A&M-Corpus Christi .....3-0
Brigham Young .....5-3	Houston .....27-31-1	Northeastern Illinois .....1-0	Texas-Arlington .....2-1
Buena Vista .....9-1	Houston Baptist .....3-1	Northern Colorado .....46-7	Texas Christian .....0-4
Butler .....1-0	Illinois .....9-10	Northern Illinois .....2-0	Texas-El Paso .....1-0
California .....4-6	Illinois-Chicago .....1-0	Northern Iowa .....23-3	Texas Lutheran .....1-3
Cal Irvine .....4-4	Illinois State .....4-0	Northwest Missouri State .....21-2	Texas-Pan American .....4-0
Cal Poly .....12-2	Indiana .....12-11-1	Northwestern .....11-10	Texas-San Antonio .....4-1
Cal Poly-Pomona .....1-1	Indiana State .....4-0	Northwestern (Iowa) .....2-0	Texas State .....2-2
Cal Riverside .....7-4	Iowa .....17-17	Northwestern State (La.) .....3-2	Texas Tech .....31-21
Cal State Bakersfield .....2-5	Iowa State .....108-101	Notre Dame .....3-11	Texas Wesleyan .....0-2
Cal State Fullerton .....1-9	Jacksonville State .....1-0	Offutt AFB .....1-0	The Citadel .....1-3
Cal State Northridge .....6-4	James Millikin .....1-2	Ohio State .....13-11	Tokai-Japan (exh.) .....1-1
Cedar Rapids .....0-1	Jamestown .....1-0	Oklahoma .....101-147-2	Toledo .....2-1
Centenary .....4-1	Kent State .....1-0	Oklahoma City .....3-1	Tulane .....1-2
Central Michigan .....2-0	Kansas .....150-101-2	Oklahoma State .....69-114	Tulsa .....16-5
Central Missouri .....2-0	Kansas State .....169-115	Omaha .....59-10	UCLA .....2-6
Chaminade .....4-0	Kentucky .....1-0	Omaha League .....1-16	Ulysses .....0-2
Charleston Southern .....1-0	Knox College .....2-3	Omaha Originals .....2-0	UNLV .....10-18
Chicago University .....0-1-1	Lamar .....1-8	Omaha YMCA .....1-0	Upper Iowa .....0-1
Chicago State .....3-0	Lewis-Clark State .....2-2	Oral Roberts .....16-21	Utah .....7-3
Cincinnati .....1-0	Liberty Baptist .....1-0	Oregon State .....1-6	Wabash .....0-1
Clemson .....1-2	Lincoln Giants .....0-1	Pacific .....1-0	Wahoo .....2-0
Coastal Carolina .....0-2	Lincoln League .....1-10-1	Park College .....1-0	Wake Forest .....1-1
College of Charleston .....4-2	Long Beach State .....3-4	Penn State .....8-2	Washburn .....9-1
Colorado .....42-30	Louisiana-Lafayette .....6-3-1	Pepperdine .....2-2	Washington .....6-3
Colorado State .....14-2	Louisiana-Monroe .....1-0	Peru State .....14-0	Washington (Mo.) .....3-6
Concordia (Neb.) .....6-3	Louisiana State .....0-1	Portland State .....1-2	Washington State .....4-2
Connecticut .....0-1	Louisiana Tech .....13-6-1	Purdue .....11-9	Wayne State (Neb.) .....38-3
Cornell .....3-1	Louisville .....4-2	Regis .....1-0	West Virginia .....1-1
Cotner College .....3-1	Loyola Marymount .....6-3	Rice .....11-17	Western Carolina .....1-3
Council Bluffs .....0-1	Lubbock Christian .....3-0	Richmond .....3-1	Western Illinois .....25-0
Creighton .....85-53-2	Luther College .....6-5	Rutgers .....9-3	Wichita State .....26-25
Dallas .....3-0	Manhattan (Kan.) .....2-0	St. Cloud State .....12-5	William Jewell College .....2-0
Dallas Baptist .....1-1	Manhattan (N.Y.) .....0-1	St. John's .....8-1	Wisconsin .....0-1
Dallas University .....2-0	Mankato State .....2-2	St. Louis .....1-2	Wisconsin-Milwaukee .....17-1
Dana .....13-1	Marist .....1-0	St. Mary's (Calif.) .....0-2	Wright State .....1-0
Dartmouth .....2-0	Maryland .....4-6	St. Mary's (Kan.) .....2-4	Wymore .....1-0
David City .....1-0	McLennan College .....2-0	St. Mary's (Texas) .....0-1	Wyoming .....13-4
Delaware .....1-0	McNeese State .....3-0	St. Thomas .....1-2	Yale .....0-1
Denver .....0-1	Meji-Japan .....1-0	Sam Houston State .....1-5	York College .....4-0
Des Moines .....1-0	Miami (Fla.) .....2-0	San Diego .....2-1	
Doane College .....5-0	Miami (Ohio) .....1-0	San Diego State .....4-7	
Drake .....10-4	Michigan .....11-10	San Francisco .....0-1	
Eastern Kentucky .....0-1	Michigan State .....10-8	San Jose .....0-1	
Eastern Illinois .....1-0	Michigan Tech .....0-1	Santa Clara .....0-3	
Eastern Michigan .....4-0	Minnesota .....28-27-1	Seton Hall .....4-0	
Elon .....1-0	Mississippi State .....0-2	Simpson College .....1-0	
Emporia State .....0-1	Missouri .....108-146	SIU-Edwardsville .....1-0	
Evansville .....2-2	Missouri State .....7-5	Sioux Falls College .....2-0	
Florida .....0-1	Missouri Western .....21-1	South Bend .....0-1	

The Nebraska baseball program has been one of the nation's premier programs for the last two decades. The Huskers have qualified for the NCAA Tournament in 12 of the past 20 years including College World Series appearances in 2001, 2002 and 2005.

In 2007, Baseball America ranked the country's top programs since 1999 in several categories including winning percentage, NCAA Tournament appearances, Super Regional and College World Series appearances, All-Americans, players drafted in the top 10 rounds and players reaching the Major Leagues. Nebraska ranked 11th nationally among all programs and was the only Northern program ranked in the top 15.

Nebraska baseball has a long history of producing All-Americans, as the Huskers have totaled 103 All-America certificates. Bob Cerv was the first Husker to be named an All-American in 1950, when he was a first-team selection by the American Baseball Coaches Association.

The Huskers have also enjoyed great success at the conference level, winning four Big 12 Tournament titles (1999-2001, 2005) and three regular-season titles (2001, 2003, 2005). In 2017, Nebraska captured the Big Ten regular-season title after finishing second during three of its first five seasons as a member of the conference.



Left page: Nebraska won four Big 12 tournaments, including an unprecedented run of three straight titles from 1999 to 2001, and reached the championship game six times as members of the Big 12 Conference.

Right page: 62,020 fans packed Omaha's TD Ameritrade Park over five days for the 2014 Big Ten Tournament, including 19,965 for the championship game between Nebraska and Indiana, which set an NCAA record for a conference tournament game.

**MOST WINS (2000-18)**

No.	Team	Wins
1.	Florida State	912
2.	South Carolina	862
3.	LSU	857
4.	North Carolina	849
5.	Rice	838
6.	Texas	817
7.	Florida	807
8.	Coastal Carolina	806
9.	Cal State Fullerton	800
	Clemson	800
11.	Miami	791
12.	Virginia	772
13.	Oral Roberts	768
14.	TCU	767
15.	Georgia Tech	766
16.	Arizona State	765
17.	Wichita State	754
18.	Oregon State	751
19.	Vanderbilt	750
20.	Texas A&M	747
21.	East Carolina	742
22.	Ole Miss	740
23.	Southern Miss	731
24.	Arkansas	729
25.	Stanford	728
26.	<b>Nebraska</b>	<b>720</b>
27.	Kent State	719
28.	Florida Atlantic	714
29.	NC State	712
30.	Oklahoma State	709





## COLLEGE WORLD SERIES

The goal of every college baseball program around the country is the same every year - to reach the College World Series in Omaha. Every June, fans around the country see the passion that Nebraskans have for college baseball. For college baseball fans, there truly is no place like Nebraska.

For the Husker baseball program, that takes on special meaning, as TD Ameritrade Park is less than an hour from campus.

When the Huskers reach the College World Series, the stage is amplified, making it the toughest ticket in town. Nebraska has reached the pinnacle of college baseball three times since 2001, most recently in 2005.





- Nebraska is one of five Big Ten schools to make multiple College World Series appearances and one of seven teams to make double-digit trips to the NCAA Tournament.

- Nebraska has been in 12 NCAA Regionals and four Super Regionals in the past 20 seasons.

- Nebraska has finished in the top two of the Big Ten regular-season standings in four of its seven seasons as a member of the conference, including a first-place finish in 2017.

- Nebraska has played for the Big Ten Tournament title twice in the last six seasons.

- Nebraska reached the Big 12 Championship game six times in 13 seasons.

- Nebraska has won 40-or-more games in nine of the past 20 years, including three 50-win seasons.

- Nebraska has won 720 games since 2000, which is the 26th-most victories among all Division I schools and the most in the Big Ten.



Left page top: The Huskers line up for their 2001 College World Series game against Tulane.

Left page bottom left: Fans line up for tickets prior to NU's 2005 CWS opener with Arizona State.

Left page bottom right: The Huskers await Game 9 with Arizona State at the 2005 College World Series.

Middle strip: A collection of moments from Nebraska's three College World Series appearances, including Shane Komine on the mound during the 2002 CWS; Jed Morris at the plate in 2002; Joe Simokaitis celebrates the final out of NU's win over Arizona State in 2005; Joba Chamberlain earned the win with seven innings of work in Nebraska's first-ever CWS win against Arizona State in 2005; Dave Van Horn guided Nebraska to back-to-back CWS appearances and was Baseball America's National Coach of the Year in 2001; Andy Gerch hit a ninth-inning three-run homer in Nebraska's extra-inning loss against Arizona State in 2005.

Right page top: The Road to Omaha statue in front of Rosenblatt Stadium in Omaha.

Right page bottom: Rosenblatt Stadium was full of Husker fans for Nebraska's game against Florida in the 2005 CWS.

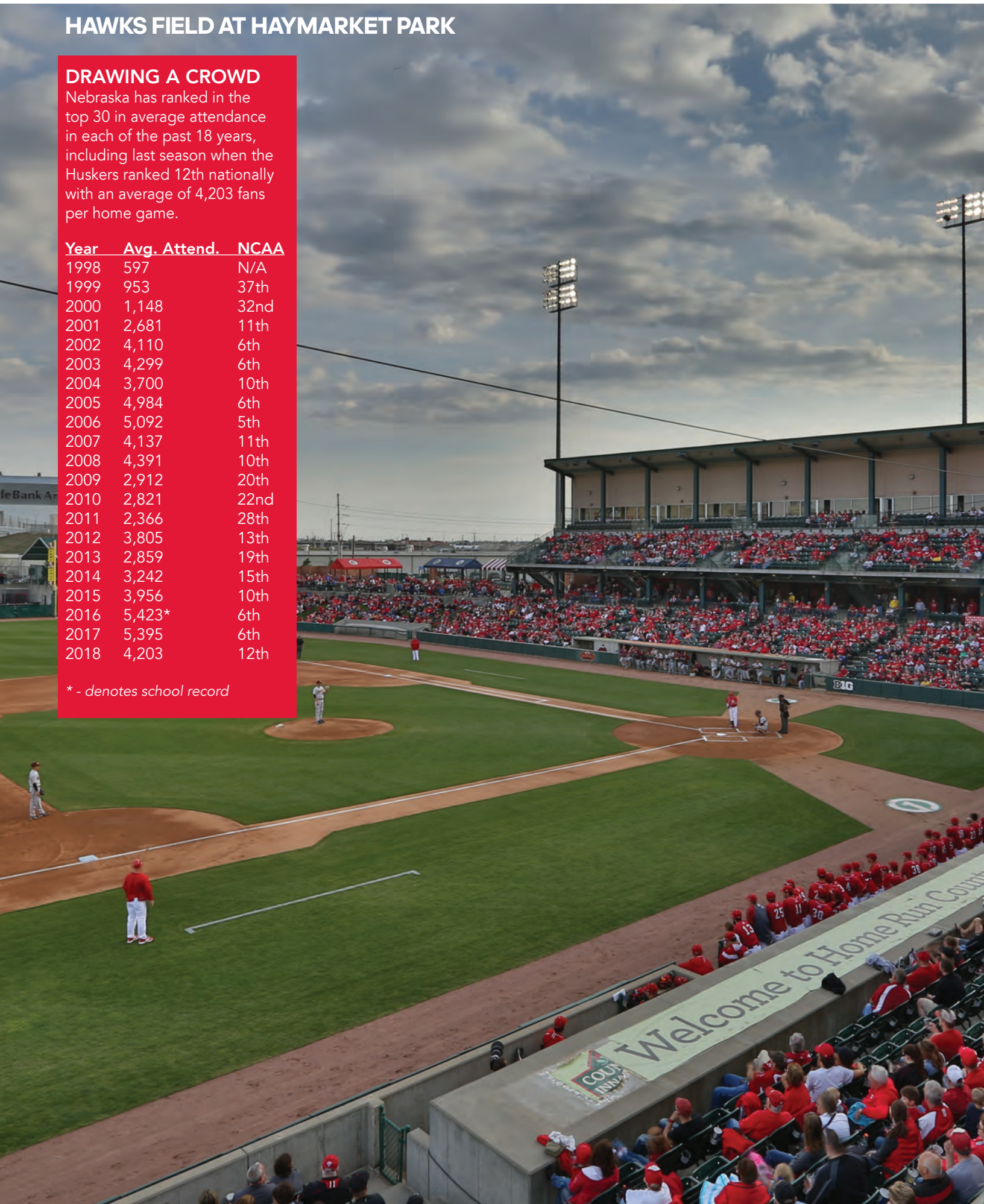
# HAWKS FIELD AT HAYMARKET PARK

## DRAWING A CROWD

Nebraska has ranked in the top 30 in average attendance in each of the past 18 years, including last season when the Huskers ranked 12th nationally with an average of 4,203 fans per home game.

Year	Avg. Attend.	NCAA
1998	597	N/A
1999	953	37th
2000	1,148	32nd
2001	2,681	11th
2002	4,110	6th
2003	4,299	6th
2004	3,700	10th
2005	4,984	6th
2006	5,092	5th
2007	4,137	11th
2008	4,391	10th
2009	2,912	20th
2010	2,821	22nd
2011	2,366	28th
2012	3,805	13th
2013	2,859	19th
2014	3,242	15th
2015	3,956	10th
2016	5,423*	6th
2017	5,395	6th
2018	4,203	12th

\* - denotes school record





Located on 32 acres one-half mile west of the University of Nebraska campus, Hawks Field at Haymarket Park is widely recognized as one of the top college ballparks in the nation. Hawks Field features 4,419 chair-back seats with an up-close view of the action. Berm seating along both lines and throughout the outfield can handle more than 4,000 fans, providing another affordable family-friendly option. Hawks Field also features 16 suites, a club level lounge and a spacious, two-level press box with four radio and television booths.

The playing surface of Kentucky Bluegrass is a two-time Field of the Year by the Sports Turf Managers Association, winning the honor in both 2003 and 2007. The \$29.53 million complex includes medical and laundry facilities, coaches' offices and team lockers and a team lounge, all located in the baseball office building overlooking left field. The Husker clubhouse was completely renovated in January of 2010, with a new entryway, remodeled player lockers, new locker chairs, electronic reclining theater seating, a team dining area, two 25-inch touch-screen monitors, a new video messaging system and a gaming area.

Prior to the start of the 2012 season, a new LED videoboard was installed that is nearly three times the size and resolution of the ballpark's original video screen. The widescreen display is 17 feet tall and 34 feet wide, allowing Nebraska's HuskerVision department to display introductions for each player, highlights and live crowd shots during the game.

The Huskers have enjoyed playing at Hawks Field since its opening in 2002, posting a record of 352-133-1 (.725) over the past 17 seasons. The 2019 season will be the 18th year of Nebraska baseball at Hawks Field at Haymarket Park.

**20 LARGEST CROWDS AT HAWKS FIELD**

No.	Attend.	Opponent	Date
1.	8,757	Texas A&M	April 14, 2006
2.	8,711	Miami#	June 11, 2005
3.	8,708	Texas A&M	May 9, 2008
4.	8,697	Kansas	April 19, 2008
5.	8,662	Creighton*	June 4, 2005
6.	8,656	Texas	April 21, 2007
7.	8,646	UC Irvine*	May 31, 2008
8.	8,613	Oklahoma	May 21, 2006
9.	8,569	Richmond#	June 9, 2002
10.	8,485	Texas	April 8, 2005
11.	8,481	Richmond#	June 8, 2002
12.	8,474	Richmond#	June 7, 2002
13.	8,419	Texas	April 20, 2007
14.	8,415	Texas A&M	April 15, 2006
15.	8,310	Oklahoma	May 20, 2006
16.	8,308	Miami#	June 10, 2005
17.	8,304	Creighton*	June 5, 2005
18.	8,252	Oklahoma	May 19, 2006
19.	8,163	Texas	April 9, 2005
20.	8,063	Manhattan*	June 1, 2006

\*-NCAA Regional; #-NCAA Super Regional

## PLAYER DEVELOPMENT



In addition to Hawks Field at Haymarket Park, the Nebraska baseball team enjoys several first-class support facilities, including the Tom and Nancy Osborne Athletic Complex, the Hawks Championship Center and the Huskers' indoor baseball/softball facility, the Alex Gordon Training Center.

The facility was named after the former Husker All-American, World Series champion and six-time Gold Glove winner following a generous \$1 million donation by the Alex Gordon family.

Construction of the \$4.75 million indoor practice facility began in November of 2010 and was completed in less than one year in September of 2011. The 22,000-square foot building features a large indoor practice area, along with restrooms and storage facilities. The facility is conveniently located on the northeast corner of Haymarket Park, just a few feet from Nebraska's locker room, clubhouse, athletic medicine facilities and coaches' offices.

The practice area has an open design, with 18,000 square feet of usable space. The space is lined with netting, allowing for the entire area to be used for live batting practice and game simulation.

The facility features six retractable batting cages. The batting cages are designed to be large enough to allow for batters to face pitchers in live simulation at the correct pitching distance. When not in use, the cages can be easily retracted to allow for use of the entire space.

The Hawks Championship Center, located within the Tom and Nancy Osborne Athletic Complex, opened in 2006. The Osborne Complex serves as the home of Nebraska's Strength Complex, Athletic Medicine Center and NU's administrative offices.





One of the hallmarks of the success of the Nebraska baseball program is its player development. From strength and conditioning, nutrition and skill instruction, players are ready for the rigors of professional baseball following their Husker experience.

Since 2000, Nebraska has had 28 players selected in the top-10 rounds of the Major League Baseball First-Year Player Draft, including ninth-round pick Scott Schreiber in 2018. Of those 28 players, only seven had been drafted before embarking on their Husker career, including none in the first 20 rounds.

Players (from left) such as Joba Chamberlain, Tony Watson, Ryan Boldt and Dan Jennings are among the many Huskers who improved their draft position during their time at NU. The Huskers have averaged nearly five draftees a year since 2000, including eight players drafted in 2001, 2006 and 2007, which is one shy of the school-record nine draftees in 1983.



After not being drafted out of high school, Lincoln native Alex Gordon was the No. 2 overall pick in the 2005 MLB Draft by the Kansas City Royals.

## NEBRASKA'S TOP-10 ROUND MLB PICKS SINCE 2000

Player	Year	Round	Team	Before Nebraska
Jamal Strong	2000	6th	Seattle	27th
Adam Shabala	2000	10th	San Francisco	Not Drafted
Adam Stern	2001	3rd	Atlanta	22nd
John Cole	2001	5th	Seattle Mariners	Not Drafted
Dan Johnson	2001	7th	Oakland	Not Drafted
Thom Ott	2001	10th	Los Angeles (NL)	25th
Jeff Leise	2002	7th	Anaheim	Not Drafted
Shane Komine	2002	9th	Oakland	Not Drafted
Aaron Marsden	2003	3rd	Colorado	34th
Matt Hopper	2003	10th	Philadelphia	Not Drafted
Justin Pekarek	2004	8th	Cleveland	Not Drafted
Alex Gordon	2005	1st	Kansas City	Not Drafted
Brian Duensing	2005	3rd	Minnesota	Not Drafted
Zach Kroenke	2005	5th	New York (AL)	Not Drafted
Joe Simokaitis	2005	10th	Chicago (NL)	Not Drafted
Joba Chamberlain	2006	1st	New York (AL)	Not Drafted
Jeff Christy	2006	6th	Minnesota	49th
Luke Gorsett	2006	7th	St. Louis	Not Drafted
Drew Bowman	2007	5th	Cincinnati	21st
Matt Foust	2007	6th	Pittsburgh	Not Drafted
Tony Watson	2007	9th	Pittsburgh	23rd
Aaron Pribanic	2008	3rd	Seattle	Not Drafted
Dan Jennings	2008	9th	Florida	Not Drafted
Michael Mariot	2010	8th	Kansas City	Not Drafted
Cody Asche	2011	4th	Philadelphia	Not Drafted
Tanner Lubach	2015	9th	Anaheim	Not Drafted
Ryan Boldt	2016	2nd	Tampa Bay	22nd
Scott Schreiber	2018	9th	Houston	Not Drafted

## HUSKERS IN THE MAJORS

Nebraska baseball has built a solid tradition for advancing its players to the professional ranks. A total of 36 Huskers have reached the Major Leagues, including two-time All-Star and current Husker Head Coach, Darin Erstad.

In 2018, five former Husker players (Alex Gordon, Brian Duensing, Tony Watson, Dan Jennings and Aaron Bummer) played in a Major League game.

The 2015 season marked a special year for three former Huskers, as Gordon, Michael Mariot and Joba Chamberlain all earned a World Series ring when the Kansas City Royals won their first title since 1985.

### NEBRASKA'S FIRST-ROUND DRAFT PICKS

Player	Organization	Year
Steve Stanicek	San Francisco	1982
Bill McGuire	Seattle	1985
Darin Erstad	Los Angeles-AL	1995
Alvie Shepherd	Baltimore	1995
Alex Gordon	Kansas City	2005
Joba Chamberlain	New York-AL	2006

### BASEBALL OLYMPIANS

Player	Country	Year
Adam Stern	Canada	2004
Brian Duensing	United States	2008
Adam Stern	Canada	2008



Top left: Head Coach Darin Erstad was in the Major Leagues for 14 seasons and earned three Gold Gloves. He spent the 2009 campaign with the Houston Astros before retiring. Erstad caught the final out of the 2002 World Series.

Top right: Dan Johnson helped the Tampa Bay Rays to their first-ever World Series appearance in 2008 and hit a home run during the Rays' final regular-season game of 2011 to help send Tampa Bay to the playoffs. On the final day of the 2012 season, Johnson hit three home runs as a member of the Chicago White Sox.

Left: Former No. 2 overall pick Alex Gordon finished his 12th season with the Kansas City Royals in 2018. In 2015, Gordon led the Royals to a World Series title. Gordon moved to left field in 2011, where he has earned six Gold Glove awards. Gordon was also awarded the Platinum Glove in 2014 as the American League's top overall defensive player.





Top: Joba Chamberlain helped the New York Yankees win their 27th World Series title in 2009, posting a 1-0 record and a 2.84 ERA in 10 postseason appearances. Chamberlain earned his second World Series ring in 2015 as a member of the Royals.

Middle: 2008 U.S. Olympian Brian Duensing helped the Minnesota Twins to back-to-back American League Central Division titles in 2009 and 2010. In 2009 he was 5-2 with a 3.64 ERA and became just the third Twins rookie to ever start a playoff game. In 2017, Duensing helped the Chicago Cubs to the National League Championship Series.

Bottom right: Aaron Bummer was called up to the Majors for the Chicago White Sox in 2017. Bummer, who played at Nebraska from 2012 to 2014, made 37 appearances for the White Sox in 2018.

Bottom left: Cody Asche made his Major League debut in July of 2013 and went on to play 50 games for the Phillies. Asche played in 371 games during his four years in Philadelphia before joining the White Sox for the 2017 season.

Headshots from top to bottom: Bob Cerv, Tim Burke, Darin Erstad and Ken Harvey

## HUSKER POWER

The model strength and conditioning program in the nation, Husker Power plays a major role in the continuing success of Nebraska athletics. Nebraska's strength program was the first in the country, and with 14 current staff members, is one of the most comprehensive strength and conditioning organizations in the nation.

Nebraska's strength training facilities have set the standard in collegiate strength training since the early 1970s. The Nebraska strength complex has been one of the most efficient and well-designed weight rooms in the country for nearly four decades.





### THREE REASONS FOR SUCCESS

**Program** - The Husker Power Strength and Conditioning Program is geared for maximum improvement of performance on the field. Each athlete receives his own individual computerized program each year.

**Supervision** - The Husker Power staff has 14 full-time strength and conditioning specialists. Assistant Strength Coach Lucas Novotny works directly with the baseball program and helps Husker athletes prepare for a successful athletic career.

**Facilities** - The Charles and Romona Myers Performance Center in the Osborne Athletic Complex is the finest all-around athletic facility in the nation, providing athletes with all the tools necessary to achieve at the highest level.

### BASEBALL LIFTER OF THE YEAR

#### Year    Player

1999	Ken Harvey
2000	Justin Cowan
2001	R.D. Spiehs
2002	Jeff Leise
2003	Aaron Marsden
2004	Jake Mullinax
2005	Alex Gordon
2006	Jeff Christy & Johnny Dorn
2007	Andy Gerch
2008	Mike Nesseth
2009	Erik Bird
2010	DJ Belfonte
2011	Matt Freeman
2012	Josh Scheffert
2013	Chad Christensen
2014	Ty Kildow
2015	Christian Cox
2016	Jake Meyers
2017	Jake McSteen
2018	Scott Schreiber

## NEBRASKA BASEBALL ACADEMY



Darin Erstad  
Nebraska Baseball  
Head Coach



Ted Silva  
Nebraska Baseball  
Associate Head Coach



Mike Kirby  
Nebraska Baseball  
Assistant Head Coach



Curtis Ledbetter  
Nebraska Baseball  
Volunteer Assistant  
Coach  
Academy Director

*"The Nebraska Baseball Academy has a passion for this great game of baseball. Our purpose is to influence the lives of the youth in a positive way. The Academy will help do this by teaching all participants how to play the game the right way, developing the unique tools each child has and creating a work ethic that is unbreakable on and off the field. We will give you the tools to build your foundation as a baseball player and have a blast doing it!"*

- Head Coach Darin Erstad



Renee Brinkmann  
Nebraska Baseball  
Academy Coordinator



Tanner Lubach  
Director of Baseball  
Operations

Learn About Summer Camps at  
[bigredacademy.com](http://bigredacademy.com),  
call (402) 413-8881 or e-mail  
[baseball@bigredacademy.com](mailto:baseball@bigredacademy.com)



Nebraska Baseball Summer Camps take place at Hawks Field. The complete summer schedule of camps will be available in March.



The Nebraska Baseball Academy uses the Alex Gordon Training Complex for year-round training.

### Fall League

The purpose of our Fall League is simple - to provide an opportunity for youth baseball players to improve (or maintain) their skill level during the "off season" through additional game repetitions! The Fall League is a time to build and refine skills in preparation for the spring season ahead. While we want all players to play hard and compete with their best efforts, we will not be keeping individual statistics. Our focus will be skill refinement and improvement through competitive game experiences.

The Fall League runs for 5 weeks on Sundays and will include a 2-hour instructional session at Haymarket Park. All games will have umpires and will be held at various fields throughout the City of Lincoln and area communities. Age levels for this League are: 5/6th graders, 7/8th graders, 9/10th graders and 11/12th graders.

### 4-on-1 Instruction

This is a four-week class, meeting once a week for 60 minutes (four hours of total instruction). The 4-1 Camps are a hands-on class for those who want to improve on hitting, catching, infield and pitching. Classes are very small and sessions are designed to teach drills and philosophy that we hope will create a consistent level of success for all ages and abilities.

### Stars Camp

This camp is exclusively for those student-athletes who are 2020, 2021, 2022 and 2023 high school graduates. The Stars Camp is a unique blend of evaluations, teaching instruction and game situations which allow participants to learn the game of baseball from the Husker Coaching Staff. Pitching, hitting and defense will be emphasized during the morning session, followed by a scrimmage against other participants during the afternoon. Area Division II, NAIA and Junior College coaches are invited to attend this camp.

### Day Camps

Each summer we conduct several Day Camps in various towns throughout the state of Nebraska. Day Camps are what we consider All Skills Camps on the road! Day Camps typically run from 9:00am - 2:30pm. If your community has interest in hosting a day camp, please contact Renee Brinkmann at the Nebraska Baseball Academy. She can be reached at 402-413-8881 or [baseball@bigredacademy.com](mailto:baseball@bigredacademy.com). She would be happy to discuss the requirements for hosting a summer camp in your area in the Summer of 2019.

### Individual Private Lessons

Individual private lessons (Hitting/Pitching/Catching) are now available through the Nebraska Baseball Academy. Because of NCAA bylaws, these private lessons are open only to 10-year olds through individuals currently in the eighth grade. NCAA bylaws state that "prospective student-athletes" shall include any individual who has started classes for the ninth grade and are prohibited from participating in private lessons. Lessons will be 4-week sessions meeting once a week for 45 minutes.

# HAWKS FIELD AT HAYMARKET PARK



LEWIS TRAINING TABLE

LEWIS TRAINING TABLE



BASEBALL CLUBHOUSE



WEIGHT ROOM



ALEX GORDON  
TRAINING COMPLEX

N  
E  
B  
R  
A  
S  
K  
A  
  
B  
A  
S  
E  
B  
A  
L  
L  
  
N



# NEBRASKA BASEBALL

## FEBRUARY

					1	2
	3	4	5	6	7	8
						9
	10	11	12	13	14	15
					UC Riverside (DH)	16
17	18	19	20	21	22	23
UC Riverside				Oregon State	Oregon State	Oregon State
24	25	26	27	28		
Oregon State						

## APRIL

		1	2	3	4	5	6
			Kansas State			Purdue	Purdue
7	8	9	10	11	12	13	
Purdue		Creighton			Penn State	Penn State	
14	15	16	17	18	19	20	
Penn State		Kansas State	Omaha		Iowa	Iowa	
21	22	23	24	25	26	27	
Iowa		Creighton			Illinois	Illinois	
28	29	30					
Illinois							

## MARCH

					1	2
					Texas Tech	Sam Houston State
3	4	5	6	7	8	9
Mississippi State		Omaha			Baylor	Baylor
10	11	12	13	14	15	16
Baylor			North Dakota State		NM State	NM State
17	18	19	20	21	22	23
NM State		Air Force	Air Force		Michigan State	Michigan State
24	25	26	27	28	29	30
Michigan State		Creighton			Minnesota	Minnesota
31						
Minnesota						

## MAY

			1	2	3	4
						Northwestern
5	6	7	8	9	10	11
Northwestern	Northwestern				Arizona State	Arizona State
12	13	14	15	16	17	18
Arizona State				Michigan	Michigan	Michigan
19	20	21	22	23	24	25
				Big Ten Tournament		
26	27	28	29	30	31	